

Colombia

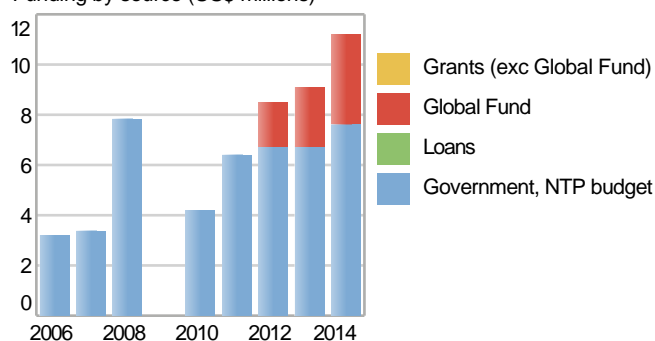
Tuberculosis finance profile

Gross national income per capita, 2013 (USD): 7560

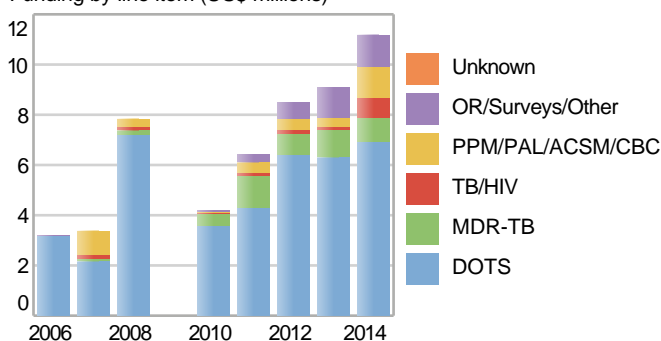
WHO TB planning and budgeting tool used: No

Total National TB Programme (NTP) budget, available funding and expenditure

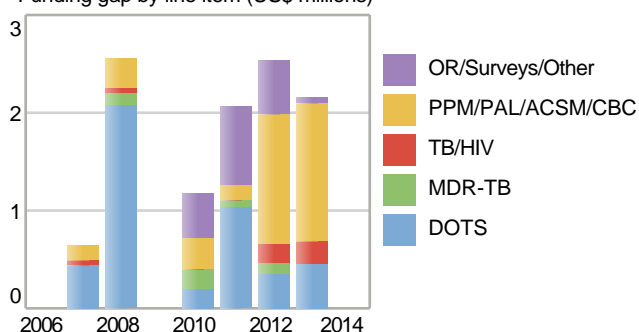
Funding by source (US\$ millions)



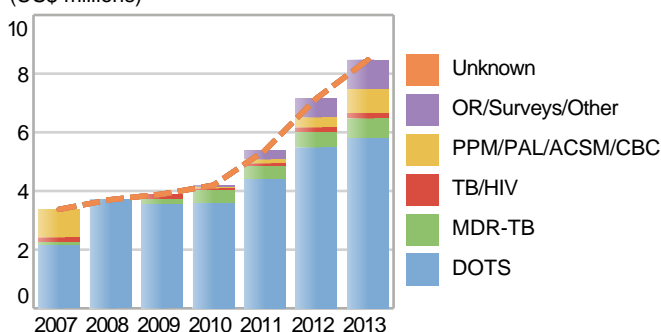
Funding by line item (US\$ millions)



Funding gap by line item (US\$ millions)



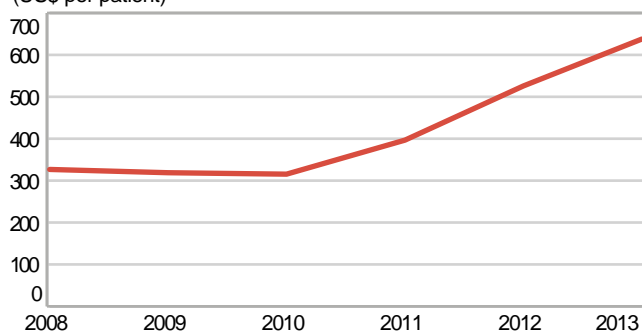
Received funding (dotted line) and actual expenditure by line item (bar) (US\$ millions)



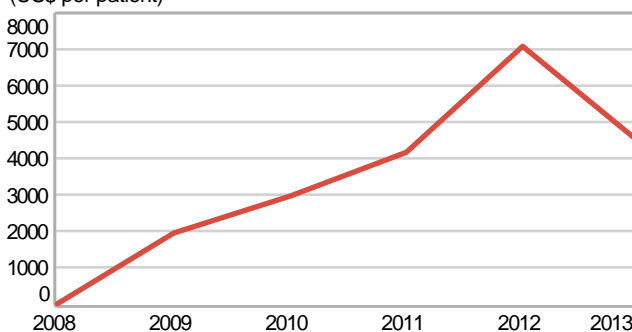
* ACSM: Advocacy, Communication and Social Mobilization; CBC: Community-based TB Care; PAL: Practical Approach to Lung Health; PPM: Public-Private Mix; OR: Operational Research

Average expenditure per patient

Average expenditure per notified TB patient (US\$ per patient)

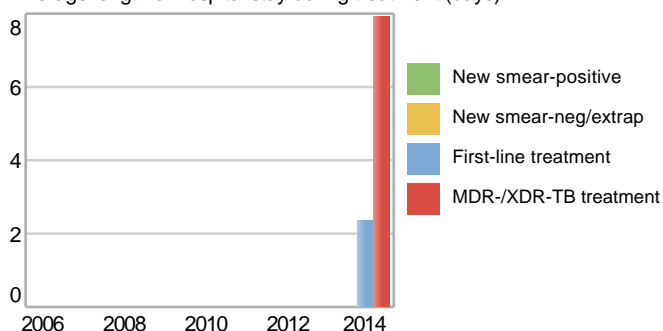


Average expenditure per patient treated for MDR-TB (US\$ per patient)



Use of general health services

Average length of hospital stay during treatment (days)



Outpatient care during treatment (typical number of visits)

