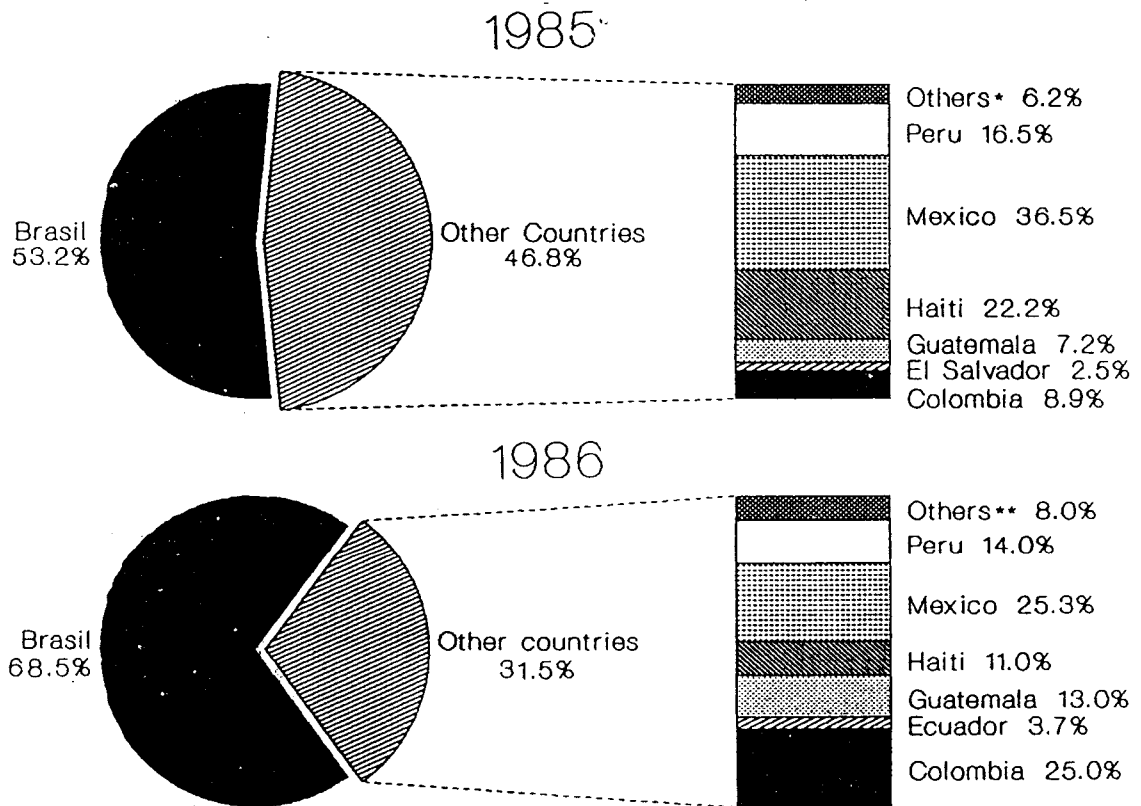




POLIO SURVEILLANCE IN THE AMERICAS
 Weekly Bulletin No. 53/86 - Week ending 3 January 1987

Distribution of Reported Polio Cases in the Americas, 1985-1986.

(provisional data)



* Argentina, Canada, Dominican Rep., Honduras, Paraguay, USA, Venezuela.

** Bolivia, Dominican Rep., El Salvador, Honduras, USA, Venezuela.

POLIO SURVEILLANCE IN THE AMERICAS

Weekly Bulletin No. 53/86 - week ending 3 January 1987

Total Number of Poliomyelitis Cases in 1985 & 1986,
with Distribution by 4-weeks periods in 1986 - Provisional Data.

Country	Total 1985	Total 1986	1986				1986				1986				1986				Wks. 45-48	Wks. 49-52	Wk. 53
			Wks. 1-4	Wks. 5-8	Wks. 9-12	Wks. 13-16	Wks. 17-20	Wks. 21-24	Wks. 25-28	Wks. 29-32	Wks. 33-36	Wks. 37-40	Wks. 41-44	Wks. 45-48	Wks. 49-52						
ARG	2	0	0	0	0	0	0	0	0	0	0	0	0	0	0	0	0	0			
BOL	0	7	0	0	0	0	0	0	0	0	0	0	0	0	0	0	0	0			
BRA	461	657	8	22	40	106	72	80	48	51	30	46	55	54	45						
CAN	1	0	0	0	0	0	0	0	0	0	0	0	0	0	0	0	0	0			
CHI	0	0	0	0	0	0	0	0	0	0	0	0	0	0	0	0	0	0			
COL	36	75	5	6	12	9	7	6	5	3	5	10	1	3	3						
COR	0	0	0	0	0	0	0	0	0	0	0	0	0	0	0	0	0	0			
CUB	0	0	0	0	0	0	0	0	0	0	0	0	0	0	0	0	0	0			
DOR	2	1	0	0	0	1	0	0	0	0	0	0	0	0	0	0	0	0			
ECU	0	11	0	0	0	0	0	0	0	0	0	0	0	0	0	0	0	0			
ELS	10	9	0	0	0	0	0	0	0	0	0	0	0	0	0	0	0	0			
GUT	29	39	6	7	3	4	2	3	3	2	2	1	2	2	2						
HAI	90	33	3	0	0	4	7	0	3	5	4	5	1	0	1						
HON	4	4	0	0	0	0	0	0	0	0	0	0	0	0	0	0	0	0			
MEX	148	76	17	17	7	2	1	1	7	4	2	0	3	5	10						
NIC	0	0	0	0	0	0	0	0	0	0	0	0	0	0	0	0	0	0			
PAN	0	0	0	0	0	0	0	0	0	0	0	0	0	0	0	0	0	0			
PAR	3	0	0	0	0	0	0	0	0	0	0	0	0	0	0	0	0	0			
PER	67	42	1	1	5	4	6	5	3	3	4	3	5	0	1						
URU	0	0	0	0	0	0	0	0	0	0	0	0	0	0	0	0	0	0			
USA	5	1	0	0	0	0	0	0	0	0	0	1	0	0	0	0	0	0			
VEN	8	2	0	0	0	0	0	0	0	0	0	0	0	0	0	0	0	0			
CAR*	0	0	0	0	0	0	0	0	0	0	0	0	0	0	0	0	0	0			
TOTAL	866	957	40	53	67	130	96	96	69	68	53	71	74	77	62			1			

Source: Weekly telex from countries.
(Previous data is updated as corrected and finalized information is received)
+ Imported case
* Includes information from all CAREC member countries



PAN AMERICAN HEALTH ORGANIZATION
Pan American Sanitary Bureau, Regional Office of the
WORLD HEALTH ORGANIZATION

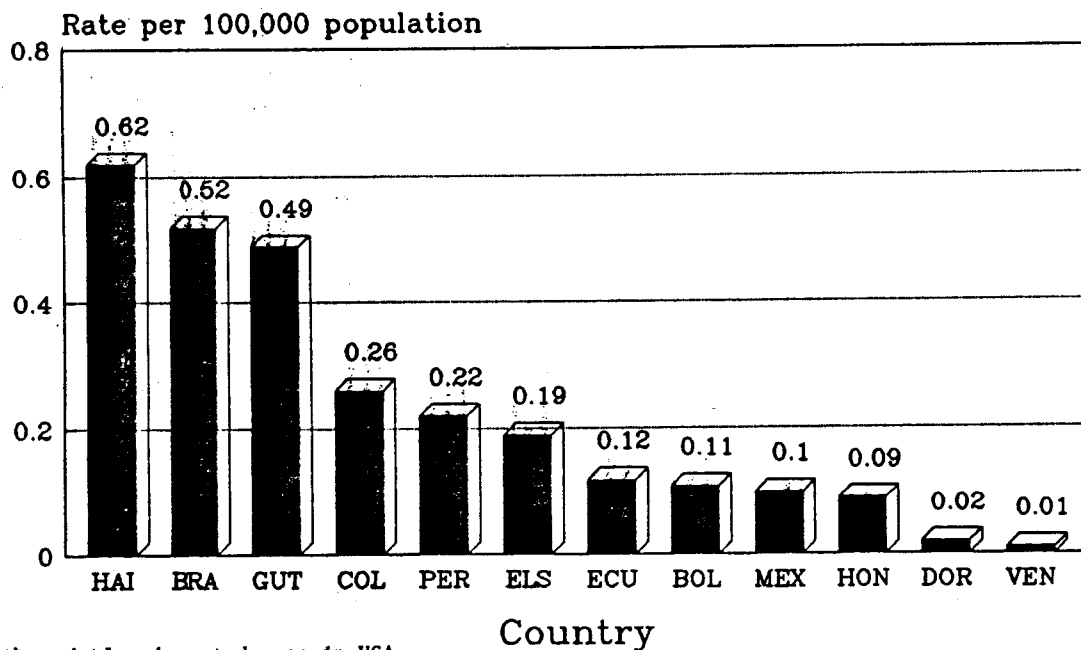
525 TWENTY-THIRD STREET, N.W., WASHINGTON, D.C. 20037, U.S.A.

CABLE ADDRESS: OFSANPAN

POLIO SURVEILLANCE IN THE AMERICAS

Weekly Bulletin No. 52/86 - Week ending 27 December 1986

Polio Morbidity Rates (per 100,000
Population) for Weeks 1-52, 1986.
Region of the Americas*



* Excludes single, imported case in USA

SOURCES: Numerators from weekly telex reports to PAHO,
Denominators from 1985 total populations reported at
3rd Regional EPI Managers' Meeting in Washington, D.C., May 1986

POLIO SURVEILLANCE IN THE AMERICAS

Weekly Bulletin No. 52/86 - week ending 27 December 1986

Total Number of Poliomyelitis Cases in 1985,
 Cumulative Number of Cases in 1985 and 1986 and
 Reported Cases by Week in 1986 - Provisional Data.

Country	Total	Cumulative	Wks.																	
	1985	1985	1986	1-4	5-8	9-12	13-16	17-20	21-24	25-28	29-32	33-36	37-40	41-44	45-48	49	50	51	52	
ARG	2	2	0	0	0	0	0	0	0	0	0	0	0	0	0	0	0	0	0	0
BOL	0	0	7	0	0	0	0	0	0	0	0	0	0	0	0	0	0	0	0	0
BRA#	461	461	705	8	22	40	106	72	80	48	51	30	46	55	54	16	9	15	5	
CAN	1	1	0	0	0	0	0	0	0	0	0	0	0	0	0	0	0	0	0	
CHI	0	0	0	0	0	0	0	0	0	0	0	0	10	0	0	0	0	0	0	
COL	36	36	75	5	6	12	9	7	6	5	3	5	0	1	3	2	1	0	0	
COR	0	0	0	0	0	0	0	0	0	0	0	0	0	0	0	0	0	0	0	
CUB	0	0	0	0	0	0	0	0	0	0	0	0	0	0	0	0	0	0	0	
DOR	2	2	1	0	0	0	1	0	0	0	0	0	0	0	0	0	0	0	0	
ECU	0	0	11	0	0	0	0	0	0	0	0	0	0	0	0	0	0	0	0	
ELS	10	9	9	0	0	0	4	2	3	3	2	2	1	2	1	2	0	0	0	
GUT	10	19	39	6	7	3	4	2	3	3	2	3	5	1	1	0	0	1	0	
HAI	29	79	33	3	0	0	4	7	0	3	5	4	2	3	3	0	0	1	0	
HON	90	90	4	0	0	0	0	0	0	0	0	1	0	0	0	0	0	0	0	
MEX	4	4	4	0	0	0	2	1	0	7	4	1	0	3	5	4	5	1	0	
NIC	144	140	76	17	17	7	0	0	1	0	0	0	0	0	0	0	0	0	0	
PAN	0	0	0	0	0	0	0	0	0	0	0	0	0	0	0	0	0	0	0	
PAR	0	0	0	0	0	0	0	0	0	0	0	0	0	0	0	0	0	0	0	
PER	3	3	0	0	0	0	0	0	0	0	0	0	0	0	0	0	0	0	0	
URU	67	65	43	0	0	3	3	2	10	2	1	5	3	8	4	0	0	1	1	
USA+	0	0	0	0	0	0	0	0	0	0	0	0	0	0	0	0	0	0	0	
VEN*	5	5	1	0	0	0	0	0	0	0	0	0	1	0	0	0	0	0	0	
CAR*	8	8	2	0	0	0	0	1	1	0	0	0	0	0	0	0	0	0	0	
TOTAL	862	834	1006	39	52	65	129	92	101	68	66	54	71	77	81	24	15	18	6	

Source: Weekly telex from countries. (Previous data is updated as corrected and finalized information is received.)

Cumulative figure is correct. Weekly distribution is unknown for 53 cases in Brazil.
 + Imputed case
 * Includes information from all CAREC member countries

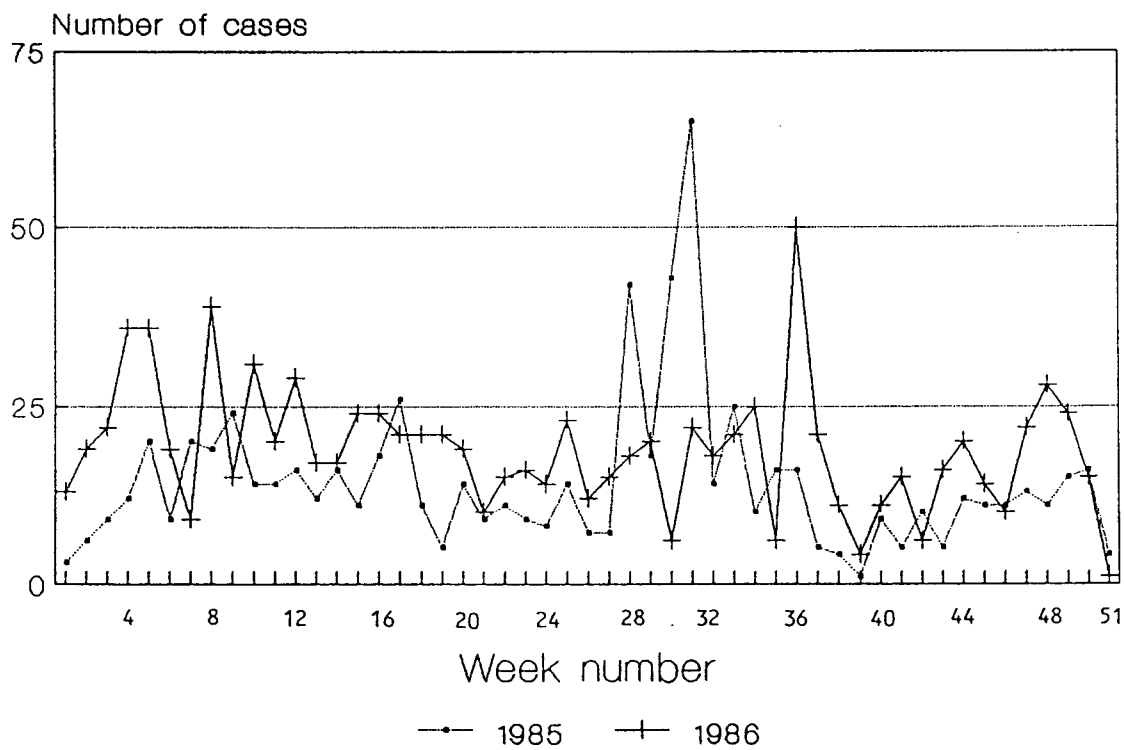


PAN AMERICAN HEALTH ORGANIZATION
Pan American Sanitary Bureau, Regional Office of the
WORLD HEALTH ORGANIZATION

POLIO SURVEILLANCE IN THE AMERICAS
Weekly Bulletin No. 51/86 - Week ending 20 December 1986

Polio Surveillance in the Americas

Reported cases for Weeks 1-51, 1985-1986



Source: Weekly telex reports to EPI/PAHO

POLIO SURVEILLANCE IN THE AMERICAS
Weekly Bulletin No. 51/86 - week ending 20 December 1986

Total Number of Poliomyelitis Cases in 1985,
Cumulative Number of Cases in 1985 and 1986 and
Reported Cases by Week in 1986 - Provisional Data.

Country	Total		Cumulative		Wks. 1-4		Wks. 5-8		Wks. 9-12		Wks. 13-16		Wks. 17-20		Wks. 21-24		Wks. 25-28		Wks. 29-32		Wks. 33-36		Wks. 37-40		Wks. 41-44		Wks. 45-48		Wk. 49		Wk. 50		Wk. 51	
	1985	1986	1985	1986	1-4	5-8	9-12	13-16	17-20	21-24	25-28	29-32	33-36	37-40	41-44	45-48	49	50	51															
ARG	2	0	0	0	0	0	0	0	0	0	0	0	0	0	0	0	0	0	0	0	0	0	0	0	0	0	0	0	0	0	0	0		
BOL	0	0	7	0	0	0	0	0	0	0	0	0	0	0	0	0	0	0	0	0	0	0	0	0	0	0	0	0	0	0	0	0	0	
BRA#	401	362	690	0	8	22	40	106	0	72	80	30	46	55	54	16	9	0	0	0	0	0	0	0	0	0	0	0	0	0	0	0	0	
CAN	1	1	0	0	0	0	0	0	0	0	0	0	0	0	0	0	0	0	0	0	0	0	0	0	0	0	0	0	0	0	0	0	0	0
CHI	0	0	0	0	0	0	0	0	0	0	0	0	0	0	0	0	0	0	0	0	0	0	0	0	0	0	0	0	0	0	0	0	0	0
COL	29	29	75	0	5	6	12	9	7	6	6	5	10	1	3	2	1	0	0	0	0	0	0	0	0	0	0	0	0	0	0	0	0	0
COR	0	0	0	0	0	0	0	0	0	0	0	0	0	0	0	0	0	0	0	0	0	0	0	0	0	0	0	0	0	0	0	0	0	0
CUB	0	0	0	0	0	0	0	0	0	0	0	0	0	0	0	0	0	0	0	0	0	0	0	0	0	0	0	0	0	0	0	0	0	0
DOR	2	2	1	0	0	0	1	0	0	0	0	0	0	0	0	0	0	0	0	0	0	0	0	0	0	0	0	0	0	0	0	0	0	0
ECU	1	0	11	0	0	0	0	0	0	0	0	0	0	0	0	0	0	0	0	0	0	0	0	0	0	0	0	0	0	0	0	0	0	0
ELS	10	9	9	0	0	0	0	0	0	0	0	0	0	0	0	0	0	0	0	0	0	0	0	0	0	0	0	0	0	0	0	0	0	0
GUT	29	19	39	0	6	7	3	4	2	2	3	2	2	2	2	2	2	2	2	2	2	2	2	2	2	2	2	2	2	2	2	2	2	2
HAI	90	79	33	0	3	0	4	4	7	0	0	4	5	1	0	0	0	0	0	0	0	0	0	0	0	0	0	0	0	0	0	0	0	0
HON	4	4	4	0	0	0	0	0	0	0	0	0	0	0	0	0	0	0	0	0	0	0	0	0	0	0	0	0	0	0	0	0	0	0
MEX	144	140	76	0	22	16	7	2	1	0	0	1	5	1	3	5	1	1	1	1	1	1	1	1	1	1	1	1	1	1	1	1	1	1
NIC	0	0	0	0	0	0	0	0	0	0	0	0	0	0	0	0	0	0	0	0	0	0	0	0	0	0	0	0	0	0	0	0	0	0
PAN	0	0	0	0	0	0	0	0	0	0	0	0	0	0	0	0	0	0	0	0	0	0	0	0	0	0	0	0	0	0	0	0	0	0
PAR	3	3	0	0	0	0	0	0	0	0	0	0	0	0	0	0	0	0	0	0	0	0	0	0	0	0	0	0	0	0	0	0	0	0
PER	67	64	55	0	0	0	3	3	2	10	0	5	3	8	18	0	0	0	0	0	0	0	0	0	0	0	0	0	0	0	0	0	0	0
URU	0	0	0	0	0	0	0	0	0	0	0	0	0	0	0	0	0	0	0	0	0	0	0	0	0	0	0	0	0	0	0	0	0	0
USA+	5	5	1	0	0	0	0	0	0	0	0	0	0	0	0	0	0	0	0	0	0	0	0	0	0	0	0	0	0	0	0	0	0	0
VEN	8	8	2	0	0	0	0	0	1	0	1	0	0	0	0	0	0	0	0	0	0	0	0	0	0	0	0	0	0	0	0	0	0	0
CAR*	0	0	0	0	0	0	0	0	0	0	0	0	0	0	0	0	0	0	0	0	0	0	0	0	0	0	0	0	0	0	0	0	0	0
TOTAL	796	725	1003	0	44	51	65	129	92	100	68	63	57	71	75	95	24	15	1	0	0	0	0	0	0	0	0	0	0	0	0	0	0	0

Source: Weekly telex from countries. (Previous data is updated as corrected and finalized information is received.)

Cumulative figure is correct. Weekly distribution is unknown for 53 cases in Brazil.

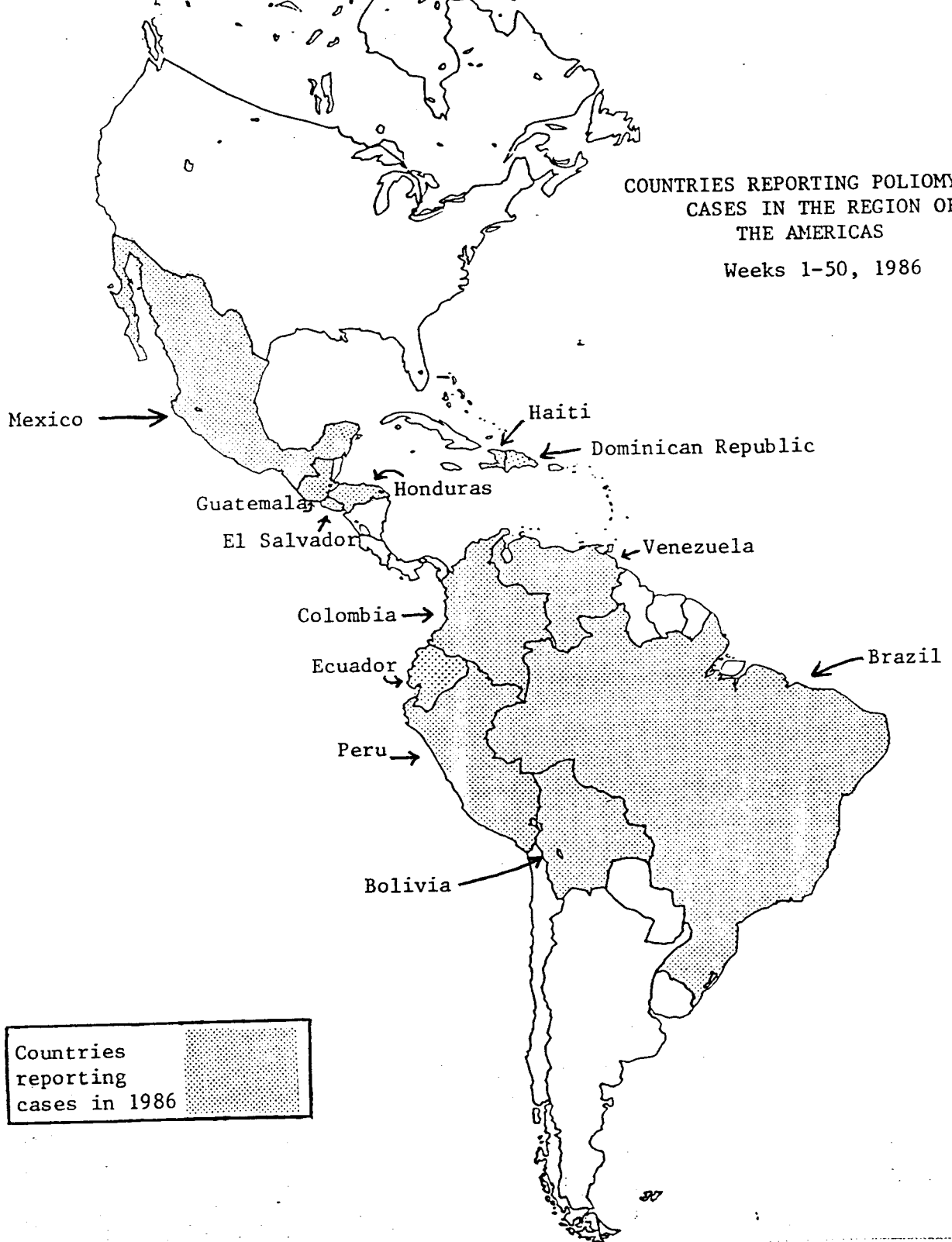
+ Imported case

* Includes information from all CAREC member countries



PAN AMERICAN HEALTH ORGANIZATION
Pan American Sanitary Bureau, Regional Office of the
WORLD HEALTH ORGANIZATION

POLIO SURVEILLANCE IN THE AMERICAS
Weekly Bulletin NO. 50/86 - week ending 13 December 1986



POLIO SURVEILLANCE IN THE AMERICAS
 Weekly Bulletin No. 50/86 - week ending 13 December 1986

Total Number of Poliomyelitis Cases in 1985,
 Cumulative Number of Cases in 1985 and 1986 and
 Reported Cases by Weeks in 1986 - Provisional Data.

Country	Total Cumulative		Wks.										Wk. 49	Wk. 50		
	1985	1986	1-4	5-8	9-12	13-16	17-20	21-24	25-28	29-32	33-36	37-40			41-44	45-48
ARG	0	0	0	0	0	0	0	0	0	0	0	0	0	0	0	0
BOL	0	7	0	0	0	0	0	0	0	0	0	0	0	0	0	0
BRA#	401	362	8	22	40	106	72	80	48	51	30	46	55	54	16	9
CAN	1	0	0	0	0	0	0	0	0	0	0	0	0	0	0	0
CHI	0	0	0	0	0	0	0	0	0	0	0	0	0	0	0	0
COL#	24	24	5	6	13	11	8	6	5	3	5	10	1	3	2	1
COR	0	0	0	0	0	0	0	0	0	0	0	0	0	0	0	0
CUB	0	0	0	0	0	0	0	0	0	0	0	0	0	0	0	0
DOR	2	0	0	0	0	1	0	0	0	0	0	0	0	0	0	0
ECU	1	0	0	0	0	0	0	0	0	0	0	0	0	0	0	0
ELS	10	8	0	0	0	0	0	0	0	0	0	12	2	3	0	0
GUT	29	19	6	7	3	4	2	3	2	2	3	2	3	1	0	0
HAI	90	79	3	0	0	4	7	0	3	5	4	5	1	0	0	0
HON#	4	4	0	0	0	0	0	0	0	0	0	0	0	0	0	0
MEX#	144	140	22	16	7	2	1	0	7	1	1	5	1	5	4	5
NIC	0	0	0	0	0	0	0	0	0	0	0	0	0	0	0	0
PAN	0	0	0	0	0	0	0	0	0	0	0	0	0	0	0	0
PAR	3	3	0	0	0	0	0	0	0	0	0	0	0	0	0	0
PER	67	61	55	0	3	3	2	10	2	1	5	3	8	18	0	0
URU	0	0	0	0	0	0	0	0	0	0	0	0	0	0	0	0
USA+	5	5	1	0	0	0	0	0	0	0	0	1	0	0	0	0
VEN	8	8	2	0	0	0	1	1	0	0	0	0	0	0	0	0
CAR*	0	0	0	0	0	0	0	0	0	0	0	0	0	0	0	0
TOTAL	791	714	1013	44	51	66	131	93	68	63	55	82	75	93	25	15

Cumulative figures are correct. Weekly distribution does not include discarded cases.

+ Imported case

* Includes information from all CAREC Member Countries

Notes:

a. Information provided by weekly telex from countries.

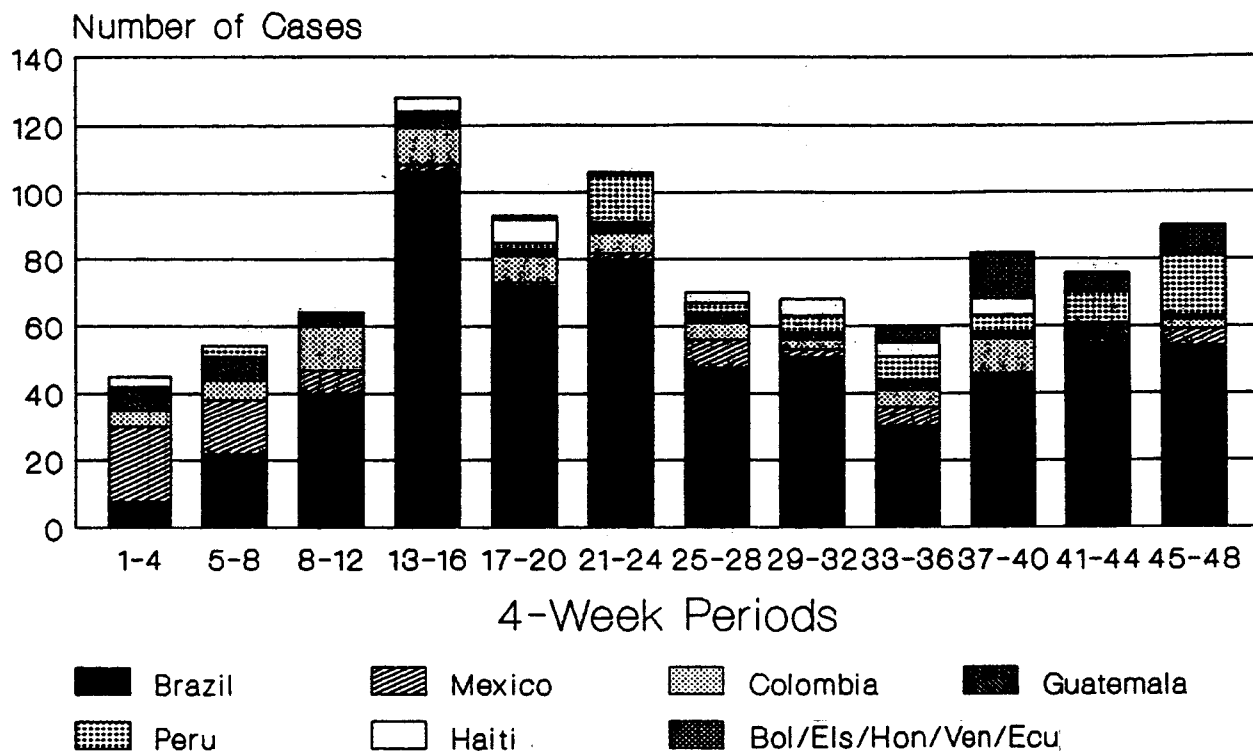
b. Previous weekly data is updated as corrected and finalized information is received.



POLIO SURVEILLANCE IN THE AMERICAS

Weekly Bulletin No. 49/86 - Week ending 6 December 1986

Polio in the Americas, by Country 1986 Reported Cases, by 4-week periods Weeks 1-48



Source: Weekly telex reports to EPI/PAHO

POLIO SURVEILLANCE IN THE AMERICAS
Weekly Bulletin No. 49/86 - week ending 6 December 1986

Total Number of Poliomyelitis Cases in 1985,
Cumulative Number of Cases in 1985 and 1986 and
Reported Cases by Weeks in 1986 - Provisional Data.

Country	Total		Cumulative		Wks.		Wks.		Wks.		Wks.		Wks.		Wks.		Wks.		Wks.	
	1985	1986	1-4	5-8	9-12	13-16	17-20	21-24	25-28	29-32	33-36	37-40	41-44	45-48	49					
ARG	2	0	0	0	0	0	0	0	0	0	0	0	0	0	0	0	0	0	0	0
BOL	0	0	0	0	0	0	0	0	0	0	0	0	0	0	0	0	0	0	0	0
BRA#	401	357	8	22	40	106	72	80	48	51	30	46	55	54	16	0	0	0	0	0
CAN	1	0	0	0	0	0	0	0	0	0	0	0	0	0	0	0	0	0	0	0
CHI	0	0	0	0	0	0	0	0	0	0	0	0	0	0	0	0	0	0	0	0
COL#	24	24	5	6	13	11	8	6	5	3	5	10	1	3	2	0	0	0	0	0
COR	0	0	0	0	0	0	0	0	0	0	0	0	0	0	0	0	0	0	0	0
CUB	0	0	0	0	0	0	0	0	0	0	0	0	0	0	0	0	0	0	0	0
DOR	2	0	0	0	0	0	0	0	0	0	0	0	0	0	0	0	0	0	0	0
ECU	1	0	0	0	0	0	0	0	0	0	0	0	0	0	0	0	0	0	0	0
ELS	10	8	0	0	0	0	0	0	0	0	0	12	2	3	3	8	0	0	0	0
GUT	29	19	6	7	3	4	2	3	3	2	3	2	3	1	0	0	0	0	0	0
HAI	90	79	3	0	0	4	7	0	3	5	4	5	1	0	0	0	0	0	0	0
HON	4	4	0	0	0	0	0	0	0	0	0	0	0	0	0	0	0	0	0	0
MEX#	144	140	22	16	7	2	1	2	8	2	6	0	1	5	4	0	0	0	0	0
NIC	0	0	0	0	0	0	0	0	0	0	0	0	0	0	0	0	0	0	0	0
PAN	0	0	0	0	0	0	0	0	0	0	0	0	0	0	0	0	0	0	0	0
PAR	3	3	0	0	0	0	0	0	0	0	0	0	0	0	0	0	0	0	0	0
PER	67	61	0	0	3	3	2	10	2	1	5	3	8	18	0	0	0	0	0	0
URU	0	0	0	0	0	0	0	0	0	0	0	0	0	0	0	0	0	0	0	0
USA+	5	5	0	0	0	0	0	0	0	0	0	0	0	0	0	0	0	0	0	0
VEN	8	8	0	0	0	0	0	0	0	0	0	0	0	0	0	0	0	0	0	0
CAR*	0	0	0	0	0	0	0	0	0	0	0	0	0	0	0	0	0	0	0	0
TOTAL	791	709	999	44	51	66	130	93	102	69	64	56	82	75	93	25	0	0	0	0

Cumulative figures are correct. Weekly distribution does not include discarded cases.

+ Imported case

* Includes information from all CAREC Member Countries

Notes:

a. Information provided by weekly telex from countries.

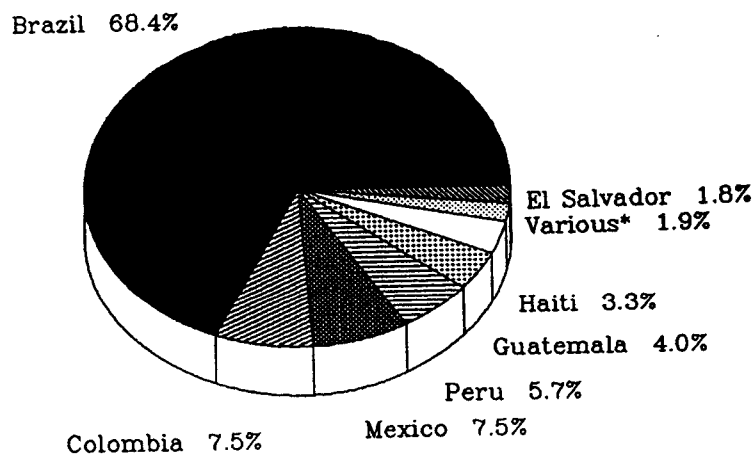
b. Previous weekly data is updated as corrected and finalized information is received.



PAN AMERICAN HEALTH ORGANIZATION
Pan American Sanitary Bureau, Regional Office of the
WORLD HEALTH ORGANIZATION

POLIO SURVEILLANCE IN THE AMERICAS
Weekly Bulletin No. 48/86 - Week ending 29 November 1986

Polio in the Americas, Weeks 1-48, 1986
*Proportional Distribution of Reported
Polio Cases, by Country*



* Bolivia, Honduras, Ecuador, United States and Venezuela
SOURCE: Weekly telex reports to EPI/PAHO

POLIO SURVEILLANCE IN THE AMERICAS
 Weekly Bulletin No. 48/86 - week ending 29 November 1986

Total Number of Poliomyelitis Cases in 1985, and
 Cumulative Number of Cases in 1985 and 1986 and
 Reported Cases by Weeks in 1986 - Provisional Data.

Country	Total	Cumulative	Wks.															
	1985	1985	1-4	5-8	9-12	13-16	17-20	21-24	25-28	29-32	33-36	37-40	41-44	45	46	47	48	
ARG	2	0	0	0	0	0	0	0	0	0	0	0	0	0	0	0	0	0
BOL	0	0	6	0	0	0	0	0	0	0	0	0	0	0	0	0	0	0
BRA#	401	349	660	8	22	40	106	72	80	48	51	30	46	55	20	16	13	0
CAN	1	0	0	0	0	0	0	0	0	0	0	0	0	0	0	0	0	0
CHI	0	0	0	0	0	0	0	0	0	0	0	0	0	0	0	0	0	0
COL#	21	21	72	5	6	13	11	8	6	5	3	5	10	1	2	1	0	0
COR	0	0	0	0	0	0	0	0	0	0	0	0	0	0	0	0	0	0
CUB	0	0	0	0	0	0	0	0	0	0	0	0	0	0	0	0	0	0
DOR	2	0	0	0	0	0	0	0	0	0	0	0	0	0	0	0	0	0
ECU	1	0	8	0	0	0	0	0	0	0	0	0	0	0	0	0	0	0
EVS	10	7	17	0	0	0	0	0	0	0	0	0	12	2	0	0	0	1
GWT	29	19	39	6	7	3	4	2	3	3	2	3	5	3	0	0	0	0
HAI	90	79	32	3	0	0	4	7	0	3	5	4	2	1	0	0	0	0
HON	4	4	1	0	0	0	0	0	0	0	0	0	0	0	0	0	0	0
MEX#	144	135	72	22	16	7	2	1	2	8	2	6	0	1	0	0	2	3
NIC	0	0	0	0	0	0	0	0	0	0	0	0	0	0	0	0	0	0
PAN	0	0	0	0	0	0	0	0	0	0	0	0	0	0	0	0	0	0
PAR	3	3	0	0	0	0	0	0	0	0	0	0	0	0	0	0	0	0
PER	67	61	55	0	0	3	3	2	10	2	1	5	3	8	0	2	1	15
URU	0	0	0	0	0	0	0	0	0	0	0	0	0	0	0	0	0	0
USA+	5	5	1	0	0	0	0	0	0	0	0	0	0	0	0	0	0	0
VEN	8	8	2	0	0	0	0	1	1	0	0	0	0	0	0	0	0	0
CAR*	0	0	0	0	0	0	0	0	0	0	0	0	0	0	0	0	0	0
TOTAL	788	691	965	44	51	66	130	93	102	69	64	56	82	75	24	21	20	19

Cumulative figures are correct. Weekly distribution does not include discarded cases.

+ Imported case

* Includes information from all CARC Member Countries

Notes:
 a. Information provided by weekly telex from countries.
 b. Previous weekly data is updated as corrected and finalized information is received.

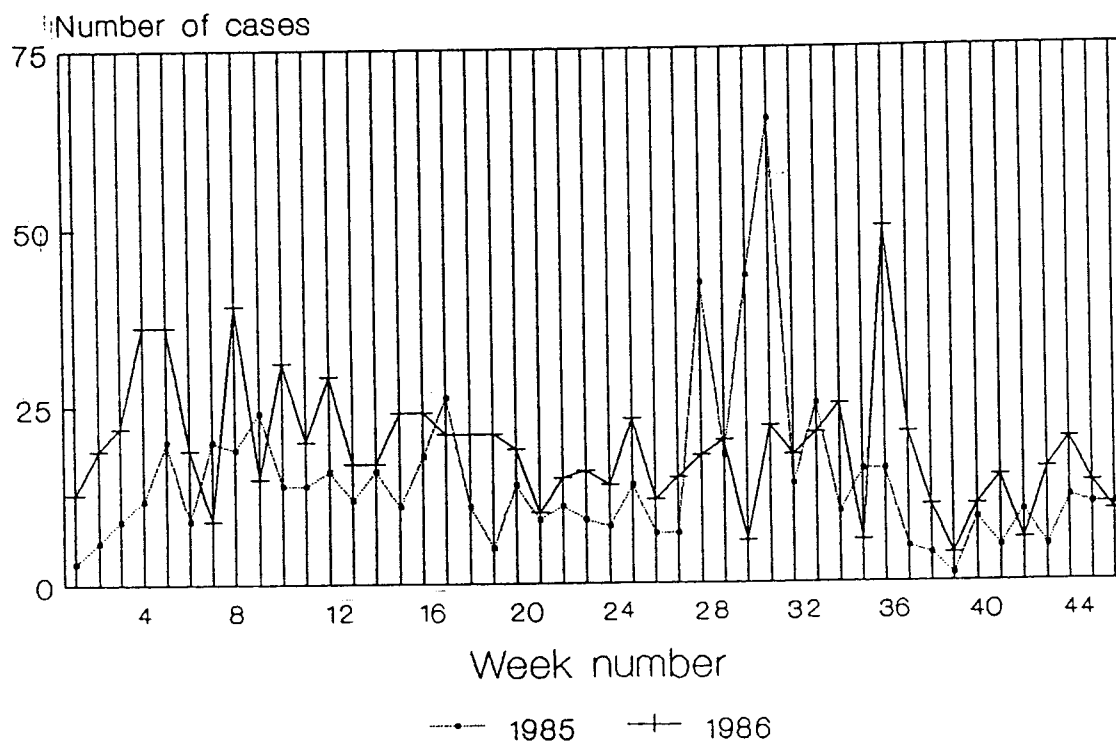


POLIO SURVEILLANCE IN THE AMERICAS

Weekly Bulletin No. 47/86 - week ending 22 November 1986

Polio Surveillance in the Americas

Reported cases for Weeks 1-46, 1985-1986



Source: Weekly telex reports to EPI/PAHO

POLIO SURVEILLANCE IN THE AMERICAS
 Weekly Bulletin No. 47/86 - week ending 22 November 1986

Total Number of Poliomyelitis Cases in 1985,
 Cumulative Number of Cases in 1985 and 1986 and
 Reported Cases by Weeks in 1986 - Provisional Data.

Country	Total		Wks.																Wk.
	1985	Cumulative 1986	1-4	5-8	9-12	13-16	17-20	21-24	25-28	29-32	33-36	37-40	41-44	45	46	47			
ARG	2	0	0	0	0	0	0	0	0	0	0	0	0	0	0	0	0		
BOL	0	6	0	0	0	0	0	0	0	0	0	0	0	0	0	0	0		
BRA#	401	349	8	22	40	106	72	80	48	51	30	46	55	20	16	13			
CAN	1	0	0	0	0	0	0	0	0	0	0	0	0	0	0	0			
CHI	0	0	0	0	0	0	0	0	0	0	0	0	0	0	0	0			
COL#	21	20	5	6	13	11	8	6	5	3	5	10	1	2	1	0			
COR	0	0	0	0	0	0	0	0	0	0	0	0	0	0	0	0			
CUB	0	0	0	0	0	0	0	0	0	0	0	0	0	0	0	0			
DOR	2	0	0	0	0	0	0	0	0	0	0	0	0	0	0	0			
ECU	1	0	8	0	0	0	0	0	0	0	0	0	0	0	0	0			
ELS	10	7	17	0	0	0	0	0	0	0	0	12	2	0	2	1			
GUT	29	18	38	6	7	4	2	3	3	2	3	2	3	0	0	0			
HAI	90	79	32	3	0	4	7	0	3	5	4	5	1	0	0	0			
HON	5	5	1	0	0	0	0	0	0	0	1	0	0	0	0	0			
MEX#	144	132	22	16	7	2	1	2	8	2	6	0	1	0	0	2			
NIC	0	0	0	0	0	0	0	0	0	0	0	0	0	0	0	0			
PAN	0	0	0	0	0	0	0	0	0	0	0	0	0	0	0	0			
PAR	3	3	0	0	0	0	0	0	0	0	0	0	0	0	0	0			
PER	67	59	40	0	3	3	2	10	2	1	5	3	8	0	2	1			
URU	0	0	0	0	0	0	0	0	0	0	0	0	0	0	0	0			
USA+	5	5	1	0	0	0	0	0	0	0	0	1	0	0	0	0			
VEN	8	8	2	0	0	0	1	1	0	0	0	0	0	0	0	0			
CAR*	0	0	0	0	0	0	0	0	0	0	0	0	0	0	0	0			
TOTAL	789	775	946	44	51	66	130	102	69	64	56	82	75	24	21	20			

Cumulative figures are correct. Weekly distribution does not include discarded cases.

+ Imported case

* Includes information from all CAREC Member Countries

Notes:

a. Information provided by weekly telex from countries.

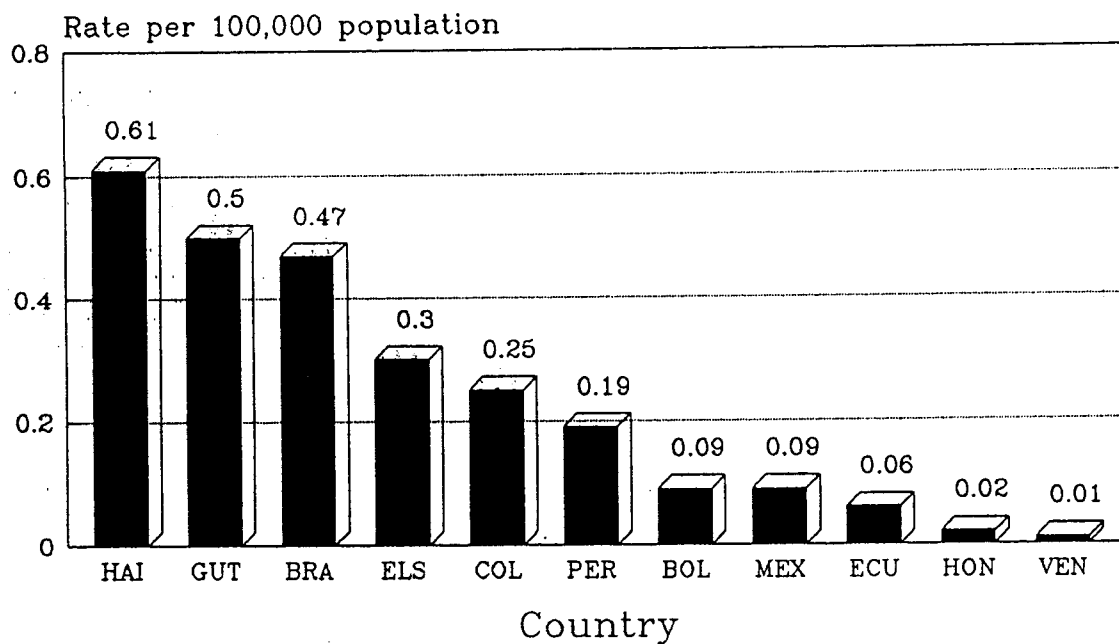
b. Previous weekly data is updated as corrected and finalized information is received.



ORGANIZACION PANAMERICANA DE LA SALUD
Oficina Sanitaria Panamericana, Oficina Regional de la
ORGANIZACION MUNDIAL DE LA SALUD

POLIO SURVEILLANCE IN THE AMERICAS
Weekly Bulletin No. 46/48 - week ending 15 November 1986

Polio Morbidity Rates (per 100,000
Population) for Weeks 1-45, 1986.
Region of the Americas*



* Excludes single, imported case in USA

SOURCES: Numerators from weekly telex reports to PAHO
Denominators from 1985 total populations reported at
3rd EPI Managers at 3rd Regional EPI Managers' Meeting
in Washington, D.C., May 1986

POLIO SURVEILLANCE IN THE AMERICAS
Weekly Bulletin No. 46/86 - week ending 15 November 1986

Total Number of Poliomyelitis Cases in 1985,
Cumulative Number of Cases in 1985 and 1986 and
Reported Cases by Weeks in 1986 - Provisional Data.

Country	Total Cumulative		Wks.	Wks.	Wks.	Wks.	Wks.	Wks.	Wks.	Wks.	Wks.	Wks.	Wks.	Wks.	Wks.	Wks.	Wks.	Wks.	Wk.	Wk.	Wk.	Wk.
	1985	1986	1-4	5-8	9-12	13-16	17-20	21-24	25-28	29-32	33-36	37-40	41	42	43	44	45	46				
ARG	2	0	0	0	0	0	0	0	0	0	0	0	0	0	0	0	0	0	0	0	0	0
BOL	0	6	0	0	0	0	0	0	0	0	0	0	0	0	0	0	0	0	0	0	0	0
BRA#	401	341	8	22	40	106	72	80	48	51	30	2	15	16	14	10	20	0	0	0	0	0
CAN	1	0	0	0	0	0	0	0	0	0	0	0	0	0	0	0	0	0	0	0	0	0
CHI	0	0	0	0	0	0	0	0	0	0	0	0	0	0	0	0	0	0	0	0	0	0
COL#	21	18	72	5	6	13	11	8	5	3	5	10	1	0	0	0	2	1	0	0	0	1
COR	0	0	0	0	0	0	0	0	0	0	0	0	0	0	0	0	0	0	0	0	0	0
CUB	0	0	0	0	0	0	0	0	0	0	0	0	0	0	0	0	0	0	0	0	0	0
DOR	2	0	0	0	0	0	0	0	0	0	0	0	0	0	0	0	0	0	0	0	0	0
ECU	1	0	0	0	0	0	0	0	0	0	0	0	0	0	0	0	0	0	0	0	0	0
ELS	10	7	14	0	0	0	0	0	0	0	0	0	2	0	1	0	2	0	0	0	0	2
GUT	29	41	6	7	3	4	2	3	3	2	3	12	0	0	2	0	0	0	0	0	0	0
HAI	90	79	32	3	0	4	7	0	3	5	4	2	2	1	0	1	1	1	0	0	0	1
HON	5	5	1	0	0	0	0	0	0	0	0	5	0	0	1	0	0	0	0	0	0	0
MEX#	144	122	67	22	16	7	2	1	8	2	6	1	0	0	1	0	0	0	0	0	0	0
NIC	0	0	0	0	0	0	0	0	0	0	0	0	0	0	0	0	0	0	0	0	0	0
PAN	0	0	0	0	0	0	0	0	0	0	0	0	0	0	0	0	0	0	0	0	0	0
PAR	3	3	0	0	0	0	0	0	0	0	0	0	0	0	0	0	0	0	0	0	0	0
PER	67	57	39	0	0	3	3	2	2	1	5	3	2	1	1	4	0	0	0	0	0	0
URU	0	0	0	0	0	0	0	0	0	0	0	0	0	0	0	0	0	0	0	0	0	0
USA+	5	5	1	0	0	0	0	0	0	0	0	0	0	0	0	0	0	0	0	0	0	0
VEN	8	14	2	0	0	0	0	0	0	0	0	1	0	0	0	0	0	0	0	0	0	0
CAR*	0	0	0	0	0	0	0	0	0	0	0	0	0	0	0	0	0	0	0	0	0	0
TOTAL	789	668	913	44	51	66	130	93	69	64	56	82	22	18	21	15	25	6	1	6	1	*

Cumulative figures are correct. Weekly distribution does not include discarded cases.
+ Imported case
* Includes information from all CAREC Member Countries

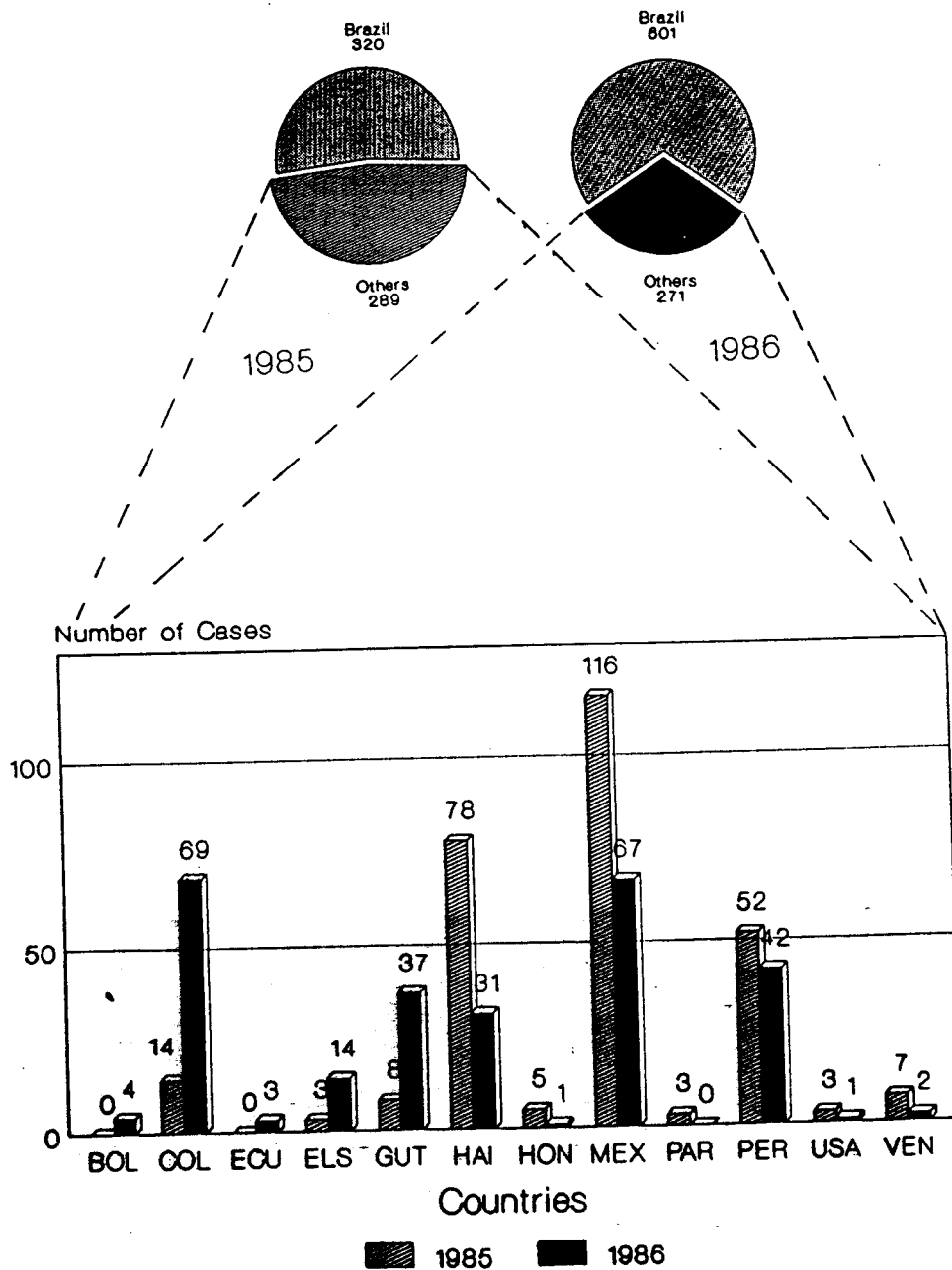
Notes:
a. Information provided by weekly telex from countries.
b. Previous weekly data is updated as corrected and finalized information is received.



POLIO SURVEILLANCE IN THE AMERICAS
 Weekly Bulletin No. 44/86 - Week ending 1/11/86

POLIO IN THE AMERICAS

Number of cases reported by countries,
 except Brazil, Weeks 1-43, 1985 and 1986



POLIO SURVEILLANCE IN THE AMERICAS
 Weekly Bulletin No. 44/86 - week ending 1 November 1986

Total Number of Poliomyelitis Cases in 1985,
 Cumulative Number of Cases in 1985 and 1986 and
 Reported Cases by Weeks in 1986 - Provisional Data.

Country	Total		Wks.														Wk.	Wk.	Wk.
	1985	1986	1-4	5-8	9-12	13-16	17-20	21-24	25-28	29-32	33-36	37-40	41	42	43	44			
ARG	2	0	0	0	0	0	0	0	0	0	0	0	0	0	0	0	0	0	
BOL	0	0	0	0	0	0	0	0	0	0	0	0	0	0	0	0	0	0	
BRA#	401	320	8	22	40	106	72	80	48	51	30	46	15	16	14	0	0	0	
CAN	1	0	0	0	0	0	0	0	0	0	0	0	0	0	0	0	0	0	
CHI	0	0	0	0	0	0	0	0	0	0	0	0	0	0	0	0	0	0	
COL#	21	18	5	6	13	11	8	6	5	3	5	10	1	0	0	0	0	0	
COR	0	0	0	0	0	0	0	0	0	0	0	0	0	0	0	0	0	0	
CUB	0	0	0	0	0	0	0	0	0	0	0	0	0	0	0	0	0	0	
DOR	2	0	0	0	0	0	0	0	0	0	0	0	0	0	0	0	0	0	
ECU	1	0	0	0	0	0	0	0	0	0	0	0	0	0	0	0	0	0	
ELS	10	8	0	0	0	0	0	0	0	0	0	12	2	0	0	0	0	0	
GUT	29	8	6	7	3	4	2	3	3	2	3	5	2	0	0	0	0	0	
HAI	90	79	3	0	0	4	7	0	3	5	4	5	0	0	0	0	0	0	
HON.	5	5	0	0	0	0	0	0	0	0	1	0	0	0	0	0	0	0	
MEX#	144	122	22	16	7	2	1	2	8	2	0	0	0	0	0	0	0	0	
NIC	0	0	0	0	0	0	0	0	0	0	0	0	0	0	0	0	0	0	
PAN	0	0	0	0	0	0	0	0	0	0	0	0	0	0	0	0	0	0	
PAR	3	3	0	0	0	0	0	0	0	0	0	0	0	0	0	0	0	0	
PER	67	54	0	0	3	3	3	10	2	3	8	5	2	2	1	0	0	0	
URU	0	0	0	0	0	0	0	0	0	0	0	0	0	0	0	0	0	0	
USA+	7	3	0	0	0	0	0	0	0	0	0	1	0	0	0	0	0	0	
VEN	8	7	0	0	0	0	1	1	0	0	0	0	0	0	0	0	0	0	
CAR*	0	0	0	0	0	0	0	0	0	0	0	0	0	0	0	0	0	0	
TOTAL	791	627	44	51	66	130	94	102	69	66	59	82	22	18	20	18	20	4	

Cumulative figures are correct. Weekly distribution does not include discarded cases.

+ Imported case

* Includes information from all CAREC Member Countries

Notes:

a. Information provided by weekly telex from countries.

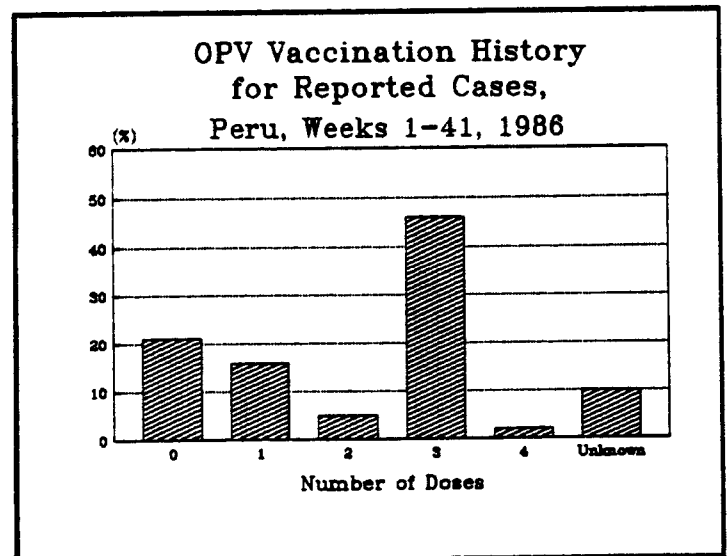
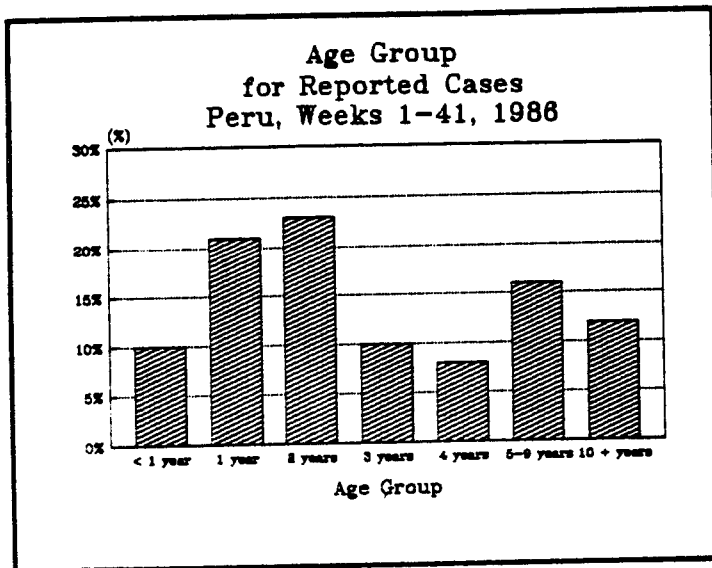
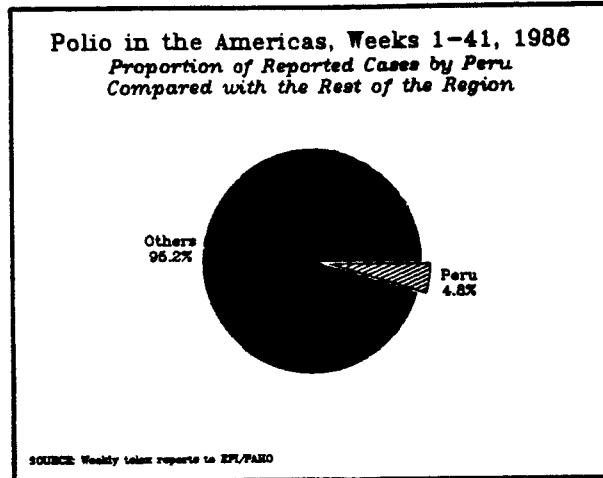
b. Previous weekly data is updated as corrected and finalized information is received.



PAN AMERICAN HEALTH ORGANIZATION
Pan American Sanitary Bureau, Regional Office of the
WORLD HEALTH ORGANIZATION

POLIO SURVEILLANCE IN THE AMERICAS
Weekly Bulletin No. 42/86- Week ending 18/10/86

PERU: Polio Update
Weeks 1-41, 1986



*Interval between onset of symptoms and date of notification averaged 25 days.

*Up to week 41, from the 44 suspected cases reported, 20 are classified as probables, 19 confirmed and 5 discarded.

POLIO SURVEILLANCE IN THE AMERICAS
Weekly Bulletin No. 42/86 - week ending 18 October 1986

Total Number of Poliomyelitis Cases in 1985,
Cumulative Number of Cases in 1985 and 1986 and
Reported Cases by Weeks in 1986 - Provisional Data.

Country	Total		Wks.													Wk.	
	1985	1986	1-4	5-8	9-12	13-16	17-20	21-24	25-28	29-32	33-36	37-40	41	42			
ARG	2	0	0	0	0	0	0	0	0	0	0	0	0	0	0	0	0
BOL	0	3	0	0	0	0	0	0	0	0	0	0	0	0	0	0	0
BRA#	401	311	8	22	40	106	72	80	48	51	30	46	15	16			
CAN	1	0	0	0	0	0	0	0	0	0	0	0	0	0	0	0	0
CHI	0	0	0	0	0	0	0	0	0	0	0	0	0	0	0	0	0
COL#	21	14	5	6	13	11	8	6	5	3	5	10	1	0	0	0	0
COR	0	0	0	0	0	0	0	0	0	0	0	0	0	0	0	0	0
CUB	0	0	0	0	0	0	0	0	0	0	0	0	0	0	0	0	0
DOR	2	0	0	0	0	0	0	0	0	0	0	0	0	0	0	0	0
ECU	1	0	2	0	0	0	0	0	0	0	0	0	0	0	0	0	0
ELS	6	3	14	0	0	0	0	0	0	0	0	14	0	0	0	0	0
GUT	29	7	37	7	3	4	2	3	3	2	3	2	2	2	2	2	2
HAI	86	74	31	3	0	4	7	0	3	5	4	5	0	0	0	0	0
HON	5	4	1	0	0	0	0	0	0	0	0	1	0	0	0	0	0
MEX#	144	116	50	22	7	2	1	2	8	2	6	0	0	0	0	0	0
NIC	0	0	0	0	0	0	0	0	0	0	0	0	0	0	0	0	0
PAN	0	0	0	0	0	0	0	0	0	0	0	0	0	0	0	0	0
PAR	3	3	0	0	0	0	0	0	0	0	0	0	0	0	0	0	0
PER	67	61	41	0	3	3	3	10	2	3	8	5	2	2	2	2	2
URU	0	0	0	0	0	0	0	0	0	0	0	0	0	0	0	0	0
USA+	7	3	1	0	0	0	0	0	0	0	0	1	0	0	0	0	0
VEN	7	7	2	0	0	0	1	1	0	0	0	0	0	0	0	0	0
CAR*	0	0	0	0	0	0	0	0	0	0	0	0	0	0	0	0	0
TOTAL	782	603	838	44	51	66	130	94	69	66	59	84	22	18			

Cumulative figures are correct. Some cases have been retrospectively discarded in COL and MEX but updated weekly distribution not available. For BRA weekly distribution of 53 cases not available.
* Includes information from all CAREC Member Countries.
+ Imported case

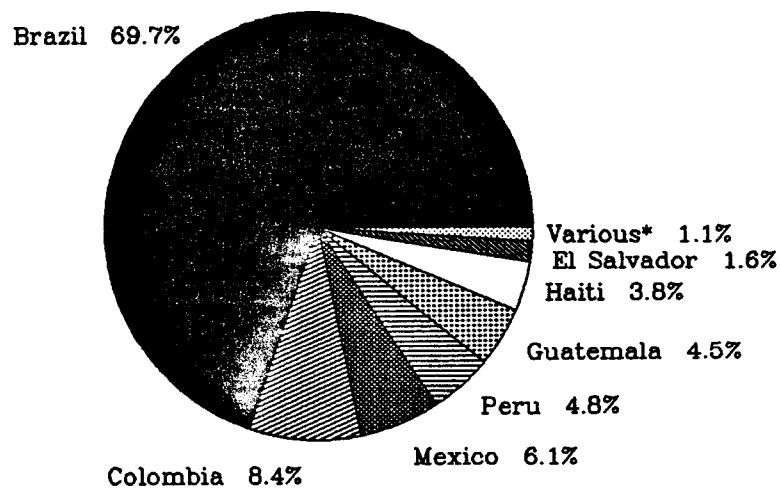
Notes:
a. Information provided by weekly telex from countries.
b. Previous weekly data is updated as corrected and finalized information is received.



PAN AMERICAN HEALTH ORGANIZATION
Pan American Sanitary Bureau, Regional Office of the
WORLD HEALTH ORGANIZATION

POLIO SURVEILLANCE IN THE AMERICAS
Weekly Bulletin No. 41/86 - Week ending 11 October 1986

Polio in the Americas, Weeks 1-41, 1986
*Proportional Distribution of Reported
Polio Cases, by Country*



* Bolivia, Ecuador, Honduras, United States, and Venezuela
SOURCE: Weekly telex reports to EPI/PAHO

POLIO SURVEILLANCE IN THE AMERICAS
 Weekly Bulletin No. 41/86 - week ending 11 October 1986

Total Number of Poliomyelitis Cases in 1985, Cumulative Number of Cases in 1985 and 1986 and Reported Cases by Weeks in 1986 - Provisional Data.

Country	Total		Wks.																Wk.
	1985	Cumulative 1985-1986	1-4	5-8	9-12	13-16	17-20	21-24	25-28	29-32	33-36	37-40	41						
ARG	2	0	0	0	0	0	0	0	0	0	0	0	0	0	0	0	0	0	
BOL	0	0	0	0	0	0	0	0	0	0	0	0	0	0	0	0	0	0	
BRA#	307	307	8	22	40	106	72	80	48	51	30	46	15	0	0	0	0	0	
CAN	1	0	0	0	0	0	0	0	0	0	0	0	0	0	0	0	0	0	
CHI	0	0	0	0	0	0	0	0	0	0	0	0	0	0	0	0	0	0	
COL#	21	14	5	6	13	11	8	6	5	3	5	10	1	0	0	0	0	0	
COR	0	0	0	0	0	0	0	0	0	0	0	0	0	0	0	0	0	0	
CUB	0	0	0	0	0	0	0	0	0	0	0	0	0	0	0	0	0	0	
DOR	2	0	0	0	0	0	0	0	0	0	0	0	0	0	0	0	0	0	
ECU	1	0	0	0	0	0	0	0	0	0	0	0	0	0	0	0	0	0	
ELS	6	3	0	0	0	0	0	0	0	0	0	0	0	0	0	0	0	0	
GUT	29	7	6	7	3	4	2	3	3	2	3	2	2	0	0	0	0	0	
HAI	86	74	3	0	0	4	7	0	3	5	4	5	0	0	0	0	0	0	
HON	5	4	0	0	0	0	0	0	0	0	0	0	0	0	0	0	0	0	
MEX#	144	112	22	16	7	2	1	2	8	2	6	0	0	0	0	0	0	0	
NIC	0	0	0	0	0	0	0	0	0	0	0	0	0	0	0	0	0	0	
PAN	0	0	0	0	0	0	0	0	0	0	0	0	0	0	0	0	0	0	
PAR	3	3	0	0	0	0	0	0	0	0	0	0	0	0	0	0	0	0	
PER#	47	47	1	3	1	1	2	14	3	5	7	5	2	0	0	0	0	0	
URU	0	0	0	0	0	0	0	0	0	0	0	0	0	0	0	0	0	0	
USA+	7	3	0	0	0	0	0	0	0	0	0	0	0	0	0	0	0	0	
VEN	7	7	0	0	0	0	1	1	0	0	0	0	0	0	0	0	0	0	
CAR*	0	0	0	0	0	0	0	0	0	0	0	0	0	0	0	0	0	0	
TOTAL	668	581	819	45	54	64	128	93	106	70	68	58	83	22	0	0	0	0	

Cumulative figures are correct. Some cases have been retrospectively discarded in COL and MEX but updated weekly distribution not available. For BRA weekly distribution of 53 cases not available.
 * Includes information from all CAREC Member Countries.
 + Imported case

Notes:

- a. Information provided by weekly telex from countries.
- b. Previous weekly data is updated as corrected and finalized information is received.

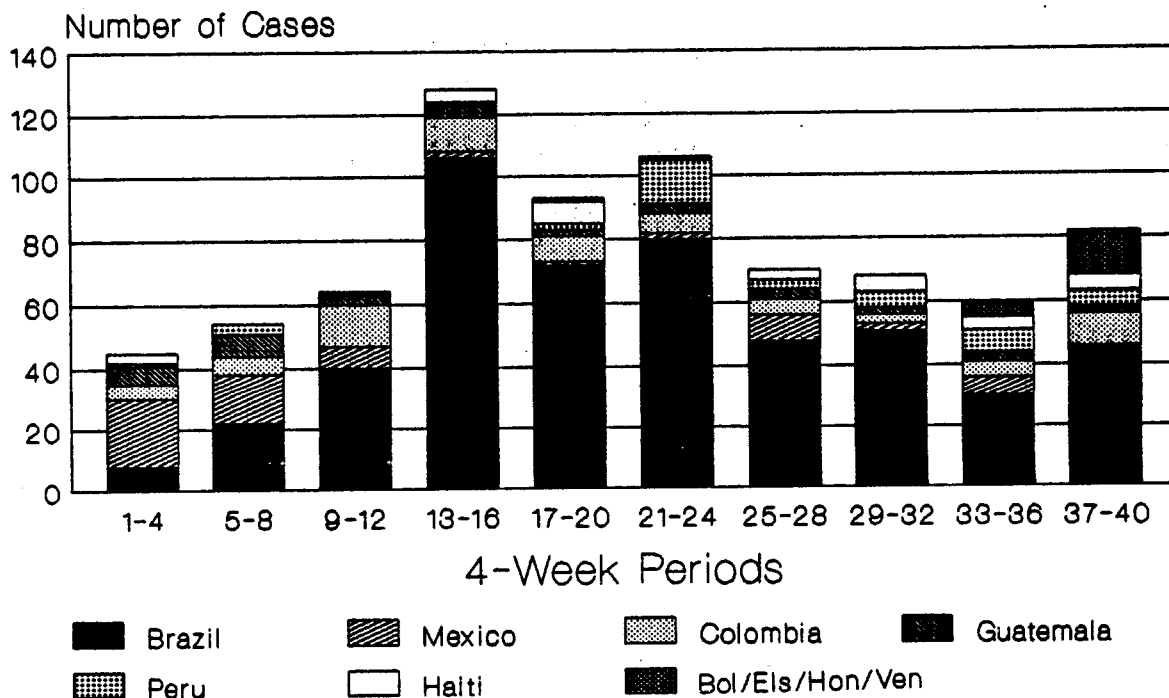


PAN AMERICAN HEALTH ORGANIZATION
Pan American Sanitary Bureau, Regional Office of the
WORLD HEALTH ORGANIZATION

POLIO SURVEILLANCE IN THE AMERICAS

Weekly Bulletin No. 40/86 - week ending 4 October 1986

Polio in the Americas, by Country 1986 Reported Cases, by 4-week periods Weeks 1-40



Source: Weekly telex reports to EPI/PAHO

POLIO SURVEILLANCE IN THE AMERICAS
 Weekly Bulletin No. 40/86 - week ending 04 October 1986

Total Number of Poliomyelitis Cases in 1985,
 Cumulative Number of Cases in 1985 and 1986 and
 Reported Cases by Weeks in 1986 - Provisional Data.

Country	Total		Wks.														WK.	
	1985	1986	1-4	5-8	9-12	13-16	17-20	21-24	25-28	29-32	33-36	37	38	39	40			
ARG	2	0	0	0	0	0	0	0	0	0	0	0	0	0	0	0	0	0
BOL	0	0	0	0	0	0	0	0	0	0	0	0	0	0	0	0	0	0
BRA#	283	248	8	22	40	106	72	80	48	51	30	4	12	5	25	0	0	0
CAN	1	0	0	0	0	0	0	0	0	0	0	0	0	0	0	0	0	0
CHI	0	0	0	0	0	0	0	0	0	0	0	0	0	0	0	0	0	0
COL#	21	14	5	6	13	11	8	6	5	3	5	6	3	0	1	0	0	0
COR	0	0	0	0	0	0	0	0	0	0	0	0	0	0	0	0	0	0
CUB	0	0	0	0	0	0	0	0	0	0	0	0	0	0	0	0	0	0
DOR	2	0	0	0	0	0	0	0	0	0	0	0	0	0	0	0	0	0
ECU	1	0	0	0	0	0	0	0	0	0	0	0	0	0	0	0	0	0
ELS	6	3	0	0	0	0	0	0	0	0	0	0	0	0	0	0	0	0
GUT	29	7	6	7	3	4	2	3	3	2	3	1	1	1	11	0	0	0
HAI	86	74	3	0	0	4	7	0	3	5	4	1	2	1	0	0	0	0
HON	5	5	0	0	0	4	0	0	0	0	2	0	0	0	0	0	0	0
MEX#	144	109	22	16	7	2	1	2	8	2	6	0	0	0	0	0	0	0
NIC	0	0	0	0	0	0	0	0	0	0	0	0	0	0	0	0	0	0
PAN	0	0	0	0	0	0	0	0	0	0	0	0	0	0	0	0	0	0
PAR	3	3	0	0	0	0	0	0	0	0	0	0	0	0	0	0	0	0
PER	44	44	1	3	1	1	2	14	3	5	7	3	1	1	0	0	0	0
URU	0	0	0	0	0	0	0	0	0	0	0	0	0	0	0	0	0	0
USA	5	3	0	0	0	0	0	0	0	0	0	0	0	0	0	0	0	0
VEN	7	7	0	0	0	0	1	0	0	0	0	0	0	0	0	0	0	0
CAR*	0	0	0	0	0	0	0	0	0	0	0	0	0	0	0	0	0	0
TOTAL	639	517	802	45	54	128	93	106	70	68	59	17	20	7	38			

Cumulative figures are correct. Some cases have been retrospectively discarded in COL and MEX but updated weekly distribution not available. For BRA weekly distribution of 53 cases not available.

* Includes information from all CAREC Member Countries.

Notes:

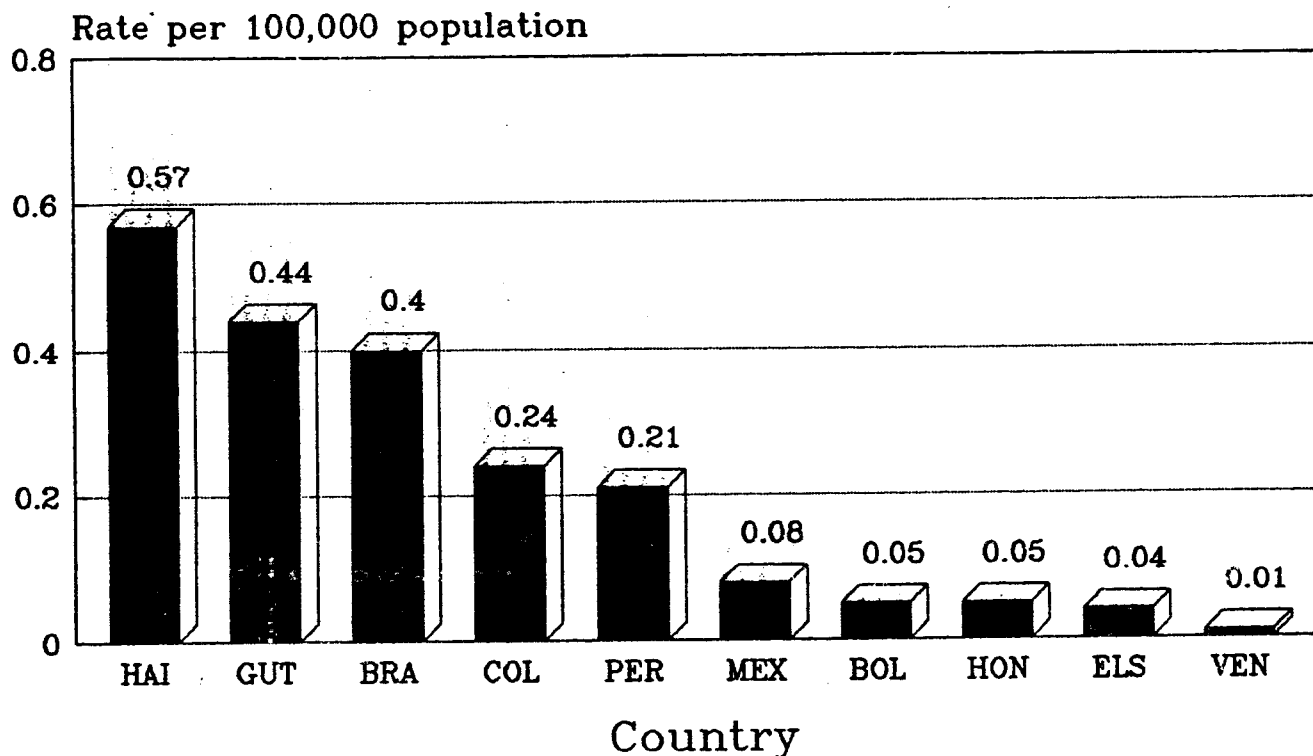
- a. Information provided by weekly telex from countries.
- b. Previous weekly data is updated as corrected and finalized information is received.



PAN AMERICAN HEALTH ORGANIZATION
Pan American Sanitary Bureau, Regional Office of the
WORLD HEALTH ORGANIZATION

POLIO SURVEILLANCE IN THE AMERICAS
Weekly Bulletin No. 39/86 - week ending 27 September 1986

Polio Morbidity Rates (per 100,000 Population) for Weeks 1-39, 1986. Region of the Americas



Sources: Numerators from weekly telex reports to PAHO.
Denominators from 1985 total populations reported by EPI Managers at 3rd Regional EPI Managers' Meeting in Washington, D.C., May 1986.

POLIO SURVEILLANCE IN THE AMERICAS
 Weekly Bulletin No. 39/86 - week ending 27 September 1986

Total Number of Poliomyelitis Cases in 1985, and Cumulative Number of Cases in 1985 and 1986 and Reported Cases by Weeks in 1986 - Provisional Data.

Country	Total Cumulative		Wks.														Wk. 39	
	1985	1986	1-4	5-8	9-12	13-16	17-20	21-24	25-28	29-32	33-36	37	38	39				
ARG	2	0	0	0	0	0	0	0	0	0	0	0	0	0	0	0	0	0
BOL	0	0	0	0	0	0	0	0	0	0	0	0	0	0	0	0	0	0
BRA#	283	236	3	22	40	106	72	80	48	51	30	4	12	5	0	0	0	0
CAN	1	0	0	0	0	0	0	0	0	0	0	0	0	0	0	0	0	0
CHI	0	0	0	0	0	0	0	0	0	0	0	0	0	0	0	0	0	0
COL#	21	13	5	6	13	11	8	6	5	3	5	6	3	3	0	0	0	0
COR	0	0	0	0	0	0	0	0	0	0	0	0	0	0	0	0	0	0
CUB	0	0	0	0	0	0	0	0	0	0	0	0	0	0	0	0	0	0
DOR	2	0	0	0	0	0	0	0	0	0	0	0	0	0	0	0	0	0
ECU	1	0	0	0	0	0	0	0	0	0	0	0	0	0	0	0	0	0
ELS	8	1	0	7	3	4	2	3	3	2	3	2	1	1	0	0	0	0
GUT	29	6	6	0	0	0	0	0	0	0	0	0	0	0	0	0	0	0
HAI	86	74	3	0	0	4	7	0	3	5	4	1	2	2	0	0	0	0
HON	5	5	0	0	0	0	0	0	0	0	0	0	0	0	0	0	0	0
MEX#	144	107	22	16	7	2	1	2	8	2	6	0	0	0	0	0	0	0
NIC	0	0	0	0	0	0	0	0	0	0	0	0	0	0	0	0	0	0
PAN	0	0	0	0	0	0	0	0	0	0	0	0	0	0	0	0	0	0
PAR	3	3	0	0	0	0	0	0	0	0	0	0	0	0	0	0	0	0
PER	42	42	1	3	1	1	2	14	3	5	7	3	1	0	0	0	0	0
URU	0	0	0	0	0	0	0	0	0	0	0	0	0	0	0	0	0	0
USA	5	3	0	0	0	0	0	0	0	0	0	0	0	0	0	0	0	0
VEN	7	7	0	0	0	0	1	1	0	0	0	0	0	0	0	0	0	0
CAR*	0	0	0	0	0	0	0	0	0	0	0	0	0	0	0	0	0	0
TOTAL	637	497	780	45	54	128	93	106	70	68	59	17	20	10	0	0	0	0

Cumulative figures are correct. Some cases have been retrospectively discarded in COL and MEX but updated weekly distribution not available. For BRA weekly distribution of 53 cases not available.
 * Includes information from all CAREC Member Countries.

Notes:

- a. Information provided by weekly telex from countries.
- b. Previous weekly data is updated as corrected and finalized information is received.



PAN AMERICAN HEALTH ORGANIZATION
Pan American Sanitary Bureau, Regional Office of the
WORLD HEALTH ORGANIZATION

POLIO SURVEILLANCE IN THE AMERICAS

Weekly Bulletin No. 38/86 - Week ending 20 September 1986



POLIO SURVEILLANCE IN THE AMERICAS

Weekly Bulletin No. 38/86 - week ending 20 September 1986

Total Number of Poliomyelitis Cases in 1985,
Cumulative Number of Cases in 1985 and 1986 and
Reported Cases by Weeks in 1986 - Provisional Data.

Country	Total		Wks.														Wk. 37	Wk. 38
	1985	Cumulative 1986	1-4	5-8	9-12	13-16	17-20	21-24	25-28	29-32	33-36							
ARG	2	0	0	0	0	0	0	0	0	0	0	0	0	0	0	0	0	0
BOL	0	2	0	0	0	0	0	0	0	0	0	0	0	0	0	0	0	0
BRA#	283	517	8	22	40	106	72	80	48	51	30	2	4	12				
CAN	1	0	0	0	0	0	0	0	0	0	0	0	0	0	0	0	0	0
CHI	0	0	0	0	0	0	0	0	0	0	0	0	0	0	0	0	0	0
COL#	21	67	5	6	13	11	8	6	5	3	5	6	6	3	0	0	0	0
COR	0	0	0	0	0	0	0	0	0	0	0	0	0	0	0	0	0	0
CUB	0	0	0	0	0	0	0	0	0	0	0	0	0	0	0	0	0	0
DOR	2	0	0	0	0	0	0	0	0	0	0	0	0	0	0	0	0	0
ECU	1	0	0	0	0	0	0	0	0	0	0	0	0	0	0	0	0	0
ELS	6	1	0	0	0	0	0	0	0	0	0	0	0	0	0	0	0	0
GUT	29	6	11	9	5	4	6	4	9	1	5	2	1	2	0	0	0	0
HAI	86	74	3	0	0	4	7	0	3	5	4	1	1	2	0	0	0	0
HON	5	5	0	0	0	0	0	0	0	0	0	0	0	0	0	0	0	0
MEX#	144	91	22	16	7	2	1	2	8	2	6	0	0	0	0	0	0	0
NIC	0	0	0	0	0	0	0	0	0	0	0	0	0	0	0	0	0	0
PAN	0	0	0	0	0	0	0	0	0	0	0	0	0	0	0	0	0	0
PAR	3	3	0	0	0	0	0	0	0	0	0	0	0	0	0	0	0	0
PER	41	41	1	3	1	1	2	14	3	5	7	3	3	1	0	0	0	0
URU	0	0	0	0	0	0	0	0	0	0	0	0	0	0	0	0	0	0
USA	5	3	0	0	0	0	0	0	0	0	0	0	0	0	0	0	0	0
VEN	7	7	0	0	0	0	1	1	0	0	0	0	0	0	0	0	0	0
CAR*	0	0	0	0	0	0	0	0	0	0	0	0	0	0	0	0	0	0
TOTAL	636	440	781	50	56	128	97	107	76	67	61	17	17	19				

Cumulative figures are correct. Some cases have been retrospectively discarded in COL and MEX but updated weekly distribution not available. For BRA weekly distribution of 44 cases not available.
* Includes information from all CAREC Member Countries.

Notes:

- a. Information provided by weekly telex from countries.
- b. Previous weekly data is updated as corrected and finalized information is received.