



**Pan American Health Organization**  
**Pan American Sanitary Bureau, Regional Office of the**  
**World Health Organization**

1990-000115

Vol. 5, No.52

**Expanded Program on Immunization**  
**Polio Surveillance in the Americas**

Weekly Bulletin for the  
 week ending 29 December 1990

**Last case with wild poliovirus had onset on September 23, 1990 in Guatemala.**

Table No. 1  
 Status of Analysis of Stool Samples, by Laboratory and Country,  
 Weeks 90/01 - 90/52

LAB.	CNTRY.	TOTAL *	RATE** per 100,000 <15 yrs	WITHOUT RESULTS			% ISOLA- TION	NEG.	ENTEROVIRUS ISOLATION			CHARACTERIZATION		
				Not yet in Lab	<10 wks	>10 wks			OTHER ENTERO- VIRUS	Pending	Lab.	Vaccine	Wild	
												P1	P3	
CAR	DOR	7	0.3	0	0	0	0.0	7	0	0	-----	0	0	0
	GUY	1	0.3	0	0	0	100.0	0	1	0	-----	0	0	0
	HAI	14	0.5	0	0	0	42.9	8	6	0	-----	0	0	0
	TRI	2	5.0	0	1	0	0.0	1	0	0	-----	0	0	0
CHI	CHI	106	2.5	7	0	1	8.2	89	7	0	CDC	2	0	0
FIO	BOL	56	1.8	13	0	4	28.2	28	4	0	FIO	7	0	0
	BRA	723	1.3	24	24	27	20.1	518	76	5	FIO	47	0	0
											BEL	2	0	0
	CUB PER	2 78	0.1 0.9	0 24	0 2	0 1	100.0 17.6	0 42	0 3	0 4	FIO CDC	2 1	0 1	0 0
INC	COR	10	0.9	0	1	0	33.3	6	3	0	-----	0	0	0
	ELS	76	3.2	4	5	0	41.8	39	22	0	CDC	6	0	0
	GUT	97	2.3	0	4	0	37.6	58	31	1	CDC	0	0	3
	HON	61	2.7	2	10	0	24.5	37	11	0	CDC	1	0	0
	NIC	11	0.6	0	0	0	9.1	10	1	0	-----	0	0	0
	PAN	7	0.8	0	0	0	14.3	6	1	0	-----	0	0	0
INH	VEN	95	1.2	9	2	1	27.7	60	16	2	CDC	5	0	0
INS	COL	160	1.4	1	20	1	26.1	102	27	1	CDC	6	1	0
	ECU	57	1.3	1	3	0	18.9	43	8	1	MAL CDC	1 0	0 1	0 0
IPK	CUB	20	0.8	1	0	0	0.0	19	0	0	-----	0	0	0
LSP	MEX	203	0.6	6	19	14	26.2	121	34	1	CDC	4	0	4
MAL	ARG	80	0.8	0	21	2	10.5	51	5	0	MAL	1	0	0
	PAR	29	1.7	1	3	0	20.0	20	4	1	-----	0	0	0
	URU	6	0.7	0	0	0	33.3	4	1	0	MAL	1	0	0
TOTAL		1901	1.1	93	115	51	22.7	1269	261	16		86	3	7

\*\* POPULATION UNDER 15 YEARS OF AGE (GOLD STANDARD: 1/100,000)

\* EACH SAMPLE RELATES TO A PROBABLE CASE

Table No. 2  
 STATUS OF POLIOVIRUS PENDING INTRATYPIC DIFFERENTIATION  
 Weeks 90/01 - 90/52

LAB	COUNTRY	POLIOVIRUS												TOTAL
		NOT YET IN LAB				IN LAB < 4 Wks				IN LAB > 4 Wks				
		P1	P2	P3	MIX	P1	P2	P3	MIX	P1	P2	P3	MIX	
CDC	COL	1	0	0	0	0	0	0	0	0	0	0	0	1
	ECU	0	0	1	0	0	0	0	0	0	0	0	0	1
	GUT	0	0	1	0	0	0	0	0	0	0	0	0	1
	MEX	0	0	0	1	0	0	0	0	0	0	0	0	1
FIO	VEN	0	0	1	1	0	0	0	0	0	0	0	0	2
	PAR	0	1	0	0	0	0	0	0	0	0	0	0	1
	BRA	2	0	1	2	0	0	0	0	0	0	0	0	5
	PER	0	0	0	1	0	0	0	0	0	0	1	2	4
TOTAL		3	1	4	5	0	0	0	0	0	0	1	2	16

Table No. 3  
CONFIRMED CASES OF POLIOMYELITIS, BY WEEK OF ONSET  
(PROVISIONAL DATA)  
WEEKS 1-52, 1990

SITE	TOTAL 1989	CUMULATIVE	
		1989	1990
ARG	0	0	0
BOL	0	0	0
BRA	2	2	0
CAN	0	0	0
CAR	0	0	0
CHI	0	0	0
COL	5	5	1
COR	0	0	0
CUB	0	0	0
DOR	0	0	0
ECU	2	2	1
ELS	0	0	0
GUT	0	0	3
HAI	0	0	0
HON	0	0	0
MEX	13	13	4
NIC	0	0	0
PAN	0	0	0
PAR	0	0	0
PER	1	1	1
URU	0	0	0
USA	0	0	0
VEN	1	1	0
<b>TOTAL</b>	<b>24</b>	<b>24</b>	<b>10</b>

SITE		VIRUS TYPE	ONSET	WK
COUNTRY	STATE			
Colombia	Nariño	P1	05/31/90	22
Ecuador	Guayas*	P1	03/26/90	13
Guatemala	Totonicapan**	P3	04/19/90	16
	Chimaltenango	P3	09/12/90	37
	San Juan Saca.#	P3	09/23/90	39
Mexico	Colima	P3	09/03/90	36
	Colima	P3	09/16/90	38
	Sinaloa	P3	02/19/90	08
	Sinaloa	P3	06/08/90	23
Peru	Cajamarca	P1	04/25/90	17

\* Virus isolated from sample taken on April 4, 1990 from a case contact.  
 \*\* Virus isolated from sample taken on July 6, 1990 from a case contact.  
 # Virus isolated from sample taken on October 2, 1990 from a case contact.



Table No. 4  
POLIO COMPATIBLE CASES  
WEEKS 1-52, 1990

SITE	1990
	WEEKS 1-52
ARG	0
BOL	0
BRA	14
CAN	0
CAR	0
CHI	0
COL	5
COR	0
CUB	0
DOR	0
ECU	1
ELS	0
GUT	0
HAI	0
HON	0
MEX	4
NIC	0
PAN	0
PAR	3
PER	14
URU	0
USA	0
VEN	3
<b>TOTAL</b>	<b>45</b>

Table No. 5  
CASES OF ACUTE FLACCID PARALYSIS UNDER INVESTIGATION,  
BY WEEK OF REPORT

PAIS	CUM	SEMANAS															
		1990	1- 4	5- 8	9-12	13-16	17-20	21-24	25-28	29-32	33-36	37-40	41-44	45-48	49	50	51
ARG	63	0	0	0	0	0	0	0	7	5	11	8	14	8	2	8	0
BOL	9	0	0	0	0	0	0	0	0	0	0	5	2	2	0	0	0
BRA	161	0	0	0	1	0	0	1	1	12	35	79	32	0	0	0	0
CAN	0	0	0	0	0	0	0	0	0	0	0	0	0	0	0	0	0
CAR	7	0	0	0	0	1	0	2	1	0	0	1	1	0	1	0	NR
CHI	4	0	0	0	0	0	0	0	0	0	0	1	0	0	0	1	2
COL	34	0	0	0	0	0	0	1	1	2	4	10	6	4	5	1	0
COR	0	0	0	0	0	0	0	0	0	0	0	0	0	0	0	NR	NR
CUB	9	0	0	0	2	0	0	1	5	0	0	1	0	0	0	NR	NR
DOR	2	0	0	0	0	0	0	0	1	0	0	0	1	0	0	NR	NR
ECU	9	0	0	0	0	0	0	0	0	2	0	2	4	1	0	0	NR
ELS	23	0	0	0	0	0	0	0	0	1	0	3	8	5	1	5	0
GUT	18	0	0	0	0	0	0	0	0	0	0	9	6	1	1	1	0
HAI	8	0	0	0	0	0	0	0	0	2	2	2	0	2	NR	NR	NR
HON	21	0	0	0	0	0	0	0	0	1	2	8	9	1	0	0	0
MEX	100	0	0	0	1	3	0	2	9	13	13	27	29	3	0	0	0
NIC	4	0	1	0	0	0	0	0	0	1	2	0	0	0	0	NR	NR
PAN	2	0	0	0	0	0	0	1	0	0	0	1	0	0	0	NR	NR
PAR	6	0	0	0	1	1	0	1	0	1	0	2	0	0	0	0	NR
PER	15	0	0	0	0	2	0	0	1	0	1	2	4	1	1	2	1
URU	0	0	0	0	0	0	0	0	0	0	0	0	0	0	0	0	NR
USA	0	0	0	0	0	0	0	0	0	0	0	0	0	0	0	0	0
VEN	71	0	2	2	1	1	3	13	11	13	6	14	4	0	1	NR	NR
<b>TOTAL</b>	<b>566</b>	<b>0</b>	<b>3</b>	<b>2</b>	<b>6</b>	<b>8</b>	<b>3</b>	<b>22</b>	<b>37</b>	<b>53</b>	<b>76</b>	<b>175</b>	<b>120</b>	<b>28</b>	<b>12</b>	<b>18</b>	<b>3</b>

CAR INCLUDES REPORTS FROM ALL CAREC-MEMBER COUNTRIES  
 NR NO REPORT RECEIVED



**Pan American Health Organization**  
**Pan American Sanitary Bureau, Regional Office of the**  
**World Health Organization**

Vol. 5, No.51

**Expanded Program on Immunization**  
**Polio Surveillance in the Americas**

Weekly Bulletin for the  
week ending 22 December 1990

**Last case with wild poliovirus had onset on September 23, 1990 in Guatemala.**

Table No. 1  
Status of Analysis of Stool Samples, by Laboratory and Country,  
Weeks 89/52 - 90/51

LAB.	CNTRY.	TOTAL *	RATE** per 100,000 <15 yrs	WITHOUT RESULTS			% ISOLA- TION	NEG.	ENTEROVIRUS ISOLATION			CHARACTERIZATION		
				Not yet in Lab	<10 wks	>10 wks			OTHER ENTERO- VIRUS	Pending	Lab.	Vaccine	Wild	
													P1	P3
CAR	DOR	7	0.3	0	0	0	0.0	7	0	0	-----	0	0	0
	GUY	1	0.3	0	0	0	100.0	0	1	0	-----	0	0	0
	HAI	14	0.5	0	0	0	42.9	8	6	0	-----	0	0	0
	TRI	1	2.5	0	1	0	0.0	0	0	0	-----	0	0	0
CHI	CHI	109	2.6	7	1	3	8.2	89	7	0	CDC	2	0	0
FIO	BOL	56	1.8	13	0	4	28.2	28	4	0	FIO	7	0	0
	BRA	722	1.3	22	43	23	19.4	511	73	6	FIO	44	0	0
	CUB	2	0.1	0	0	0	100.0	0	0	0	FIO	2	0	0
	PER	77	0.9	21	2	2	15.4	44	3	3	CDC	1	1	0
INC	COR	10	0.9	1	0	0	33.3	6	3	0	-----	0	0	0
	ELS	78	3.3	3	3	0	40.3	43	23	0	CDC	6	0	0
	GUT	96	2.3	0	4	0	37.0	58	30	1	CDC	0	0	3
	HON	62	2.7	11	0	0	25.5	38	12	0	CDC	1	0	0
	NIC	11	0.6	0	0	0	9.1	10	1	0	-----	0	0	0
PAN	8	0.9	0	0	0	12.5	7	1	0	-----	0	0	0	
INH	VEN	90	1.2	7	5	2	27.6	55	15	4	CDC	2	0	0
INS	COL	152	1.3	0	14	1	25.5	102	26	1	CDC	6	1	0
	ECU	59	1.3	1	3	1	20.4	43	8	1	MAL CDC	1 0	0 2	0 0
IPK	CUB	20	0.8	1	0	0	0.0	19	0	0	-----	0	0	0
LSP	MEX	203	0.6	6	22	11	26.2	121	34	1	CDC	4	0	4
MAL	ARG	82	0.8	0	21	2	10.2	53	5	0	MAL	1	0	0
	PAR	29	1.7	1	3	0	20.0	20	4	1	-----	0	0	0
	URU	7	0.8	0	0	0	28.6	5	1	0	MAL	1	0	0
<b>TOTAL</b>		<b>1896</b>	<b>1.1</b>	<b>94</b>	<b>122</b>	<b>49</b>	<b>22.3</b>	<b>1267</b>	<b>257</b>	<b>18</b>		<b>78</b>	<b>4</b>	<b>7</b>

\*\* POPULATION UNDER 15 YEARS OF AGE (GOLD STANDARD: 1/100,000)

\* EACH SAMPLE RELATES TO A PROBABLE CASE

Table No. 2  
STATUS OF POLIOVIRUS PENDING INTRATYPIC DIFFERENTIATION  
Weeks 89/52 - 90/51

LAB	COUNTRY	POLIOVIRUS												TOTAL
		NOT YET IN LAB				IN LAB < 4 Wks				IN LAB > 4 Wks				
		P1	P2	P3	MIX	P1	P2	P3	MIX	P1	P2	P3	MIX	
CDC	COL	1	0	0	0	0	0	0	0	0	0	0	0	1
	ECU	0	0	1	0	0	0	0	0	0	0	0	0	1
	GUT	0	0	1	0	0	0	0	0	0	0	0	0	1
	MEX	0	0	0	1	0	0	0	0	0	0	0	0	1
	VEN	0	0	1	1	0	0	0	0	0	1	1	0	4
FIO	PAR	0	1	0	0	0	0	0	0	0	0	0	0	1
	BRA	3	1	2	0	0	0	0	0	0	0	0	0	6
	PER	0	0	0	0	0	0	0	0	0	0	1	2	3
<b>TOTAL</b>		<b>4</b>	<b>2</b>	<b>5</b>	<b>2</b>	<b>0</b>	<b>0</b>	<b>0</b>	<b>0</b>	<b>0</b>	<b>1</b>	<b>2</b>	<b>2</b>	<b>18</b>

Table No. 3  
CONFIRMED CASES OF POLIOMYELITIS, BY WEEK OF ONSET  
(PROVISIONAL DATA)  
WEEKS 1-51, 1990

SITE	TOTAL 1989	CUMULATIVE	
		1989	1990
ARG	0	0	0
BOL	0	0	0
BRA	2	2	0
CAN	0	0	0
CAR	0	0	0
CHI	0	0	0
COL	5	5	1
COR	0	0	0
CUB	0	0	0
DOR	0	0	0
ECU	2	1	1
ELS	0	0	0
GUT	0	0	3
HAI	0	0	0
HON	0	0	0
MEX	13	13	4
NIC	0	0	0
PAN	0	0	0
PAR	0	0	0
PER	1	1	1
URU	0	0	0
USA	0	0	0
VEN	1	1	0
<b>TOTAL</b>	<b>24</b>	<b>23</b>	<b>10</b>

SITE		VIRUS TYPE	ONSET	WK
COUNTRY	STATE			
Colombia	Nariño	P1	05/31/90	22
Ecuador	Guayas*	P1	03/26/90	13
Guatemala	Totonicapan**	P3	04/19/90	16
	Chimaltenango	P3	09/12/90	37
Mexico	San Juan Saca.#	P3	09/23/90	39
	Colima	P3	09/03/90	36
	Colima	P3	09/16/90	38
	Sinaloa	P3	02/19/90	08
Peru	Sinaloa	P3	06/08/90	23
	Cajamarca	P1	04/25/90	17

\* Virus isolated from sample taken on April 4, 1990 from a case contact.  
 \*\* Virus isolated from sample taken on July 6, 1990 from a case contact.  
 # Virus isolated from sample taken on October 2, 1990 from a case contact.



Table No. 4  
POLIO COMPATIBLE CASES  
WEEKS 1-51, 1990

SITE	1990
	WEEKS 1-51
ARG	0
BOL	0
BRA	14
CAN	0
CAR	0
CHI	0
COL	6
COR	0
CUB	0
DOR	0
ECU	1
ELS	0
GUT	0
HAI	0
HON	0
MEX	4
NIC	0
PAN	0
PAR	3
PER	14
URU	0
USA	0
VEN	3
<b>TOTAL</b>	<b>45</b>

Table No. 5  
CASES OF ACUTE FLACCID PARALYSIS UNDER INVESTIGATION,  
BY WEEK OF REPORT

SITE	CUM	WEEKS														
		1990	1-4	5-8	9-12	13-16	17-20	21-24	25-28	29-32	33-36	37-40	41-44	45-48	49	50
ARG	62	0	0	0	0	0	0	0	7	5	11	8	14	8	2	7
BOL	10	0	0	0	0	0	0	0	0	0	0	6	2	2	0	0
BRA	151	0	0	0	0	0	0	1	1	12	35	64	38	0	0	0
CAN	0	0	0	0	0	0	0	0	0	0	0	0	0	0	0	0
CAR	7	0	0	0	0	1	0	2	1	0	0	1	0	0	1	NR
CHI	3	0	0	0	0	0	0	0	0	0	0	1	0	0	0	2
COL	40	0	0	0	0	0	0	1	1	4	5	13	7	3	5	1
COR	0	0	0	0	0	0	0	0	0	0	0	0	0	0	0	NR
CUB	9	0	0	0	2	0	0	1	5	0	0	1	0	0	NR	NR
DOR	2	0	0	0	0	0	0	0	1	0	0	0	0	0	0	NR
ECU	9	0	0	0	0	0	0	0	0	2	0	2	4	1	0	0
ELS	20	0	0	0	0	0	0	0	0	1	1	3	8	5	1	1
GUT	29	0	0	0	0	0	0	0	3	1	3	12	7	1	1	1
HAI	8	0	0	0	0	0	0	0	0	2	2	2	0	2	NR	NR
HON	21	0	0	0	0	0	0	0	0	1	2	8	9	1	0	NR
MEX	100	0	0	0	1	3	0	2	9	13	13	27	29	3	0	NR
NIC	4	0	1	0	0	0	0	0	0	1	2	0	0	0	0	NR
PAN	2	0	0	0	0	0	0	1	0	0	0	1	0	0	0	NR
PAR	6	0	0	0	1	1	0	1	0	1	0	2	0	0	0	0
PER	14	0	0	0	0	2	0	0	1	0	1	2	4	1	1	2
URU	0	0	0	0	0	0	0	0	0	0	0	0	0	0	0	NR
USA	0	0	0	0	0	0	0	0	0	0	0	0	0	0	0	0
VEN	64	0	2	3	1	1	3	13	11	13	6	10	1	NR	NR	NR
<b>TOTAL</b>	<b>561</b>	<b>0</b>	<b>3</b>	<b>3</b>	<b>5</b>	<b>8</b>	<b>3</b>	<b>22</b>	<b>40</b>	<b>56</b>	<b>81</b>	<b>163</b>	<b>125</b>	<b>27</b>	<b>11</b>	<b>14</b>

CAR INCLUDES REPORTS FROM ALL CAREC-MEMBER COUNTRIES  
 NR NO REPORT RECEIVED



**Pan American Health Organization**  
**Pan American Sanitary Bureau, Regional Office of the**  
**World Health Organization**

Vol. 5, No.50

**Expanded Program on Immunization**  
**Polio Surveillance in the Americas**

Weekly Bulletin for the  
week ending 15 December 1990

**Last case with wild poliovirus had onset on September 23, 1990 in Guatemala.**

Table No. 1  
Status of Analysis of Stool Samples, by Laboratory and Country,  
Weeks 89/51 - 90/50

LAB.	CNTRY.	TOTAL *	RATE** per 100,000 <15 yrs	WITHOUT RESULTS			% ISOLA- TION	NEG.	ENTEROVIRUS ISOLATION			CHARACTERIZATION		
				Not yet in Lab	<10 wks	>10 wks			OTHER ENTERO- VIRUS	Pending	Lab.	Vaccine	Wild	
												P1	P3	
CAR	DOR	7	0.3	0	0	0	0.0	7	0	0	----	0	0	0
	GUY	1	0.3	0	0	0	100.0	0	1	0	----	0	0	0
	HAI	14	0.5	0	0	0	42.9	8	6	0	----	0	0	0
	TRI	1	2.5	0	1	0	0.0	0	0	0	----	0	0	0
CHI	CHI	105	2.5	6	1	3	7.4	87	6	0	CDC	2	0	0
FIO	BOL	55	1.7	12	0	3	30.0	28	4	1	FIO	7	0	0
	BRA	734	1.3	25	49	17	19.3	519	73	6	FIO	45	0	0
	CUB	2	0.1	0	0	0	100.0	0	0	0	FIO	2	0	0
	PER	80	0.9	18	2	2	17.2	48	4	3	CDC	2	1	0
INC	COR	10	0.9	1	0	0	33.3	6	3	0	----	0	0	0
	ELS	79	3.3	3	6	0	41.4	41	23	0	CDC	6	0	0
	GJT	96	2.3	0	5	0	35.2	59	29	0	CDC	0	0	3
	HON	62	2.7	20	0	0	28.6	30	11	0	CDC	1	0	0
	NIC	11	0.6	0	0	0	9.1	10	1	0	----	0	0	0
	PAN	8	0.9	0	0	0	12.5	7	1	0	----	0	0	0
INH	VEN	90	1.2	7	5	2	27.6	55	15	4	CDC	2	0	0
INS	COL	156	1.3	0	14	1	26.2	104	28	1	CDC	6	1	0
	ECU	61	1.4	1	3	1	19.6	45	8	1	MAL CDC	1 0	0 2	0 0
IPK	CUB	20	0.8	1	0	0	0.0	19	0	0	----	0	0	0
LSP	MEX	206	0.6	6	22	11	25.7	124	34	1	CDC	4	0	4
MAL	ARG	78	0.8	0	17	2	11.9	52	6	1	----	0	0	0
	PAR	29	1.7	1	3	0	20.0	20	4	1	----	0	0	0
	URU	7	0.8	0	0	0	28.6	5	1	0	MAL	1	0	0
TOTAL		1912	1.1	101	128	42	22.4	1274	258	19		79	4	7

\*\* POPULATION UNDER 15 YEARS OF AGE (GOLD STANDARD: 1/100,000)

\* EACH SAMPLE RELATES TO A PROBABLE CASE

Table No. 2  
STATUS OF POLIOVIRUS PENDING INTRATYPIC DIFFERENTIATION  
Weeks 89/51 - 90/50

LAB	COUNTRY	POLIOVIRUS												TOTAL
		NOT YET IN LAB				IN LAB < 4 wks				IN LAB > 4 wks				
		P1	P2	P3	MIX	P1	P2	P3	MIX	P1	P2	P3	MIX	
CDC	COL	1	0	0	0	0	0	0	0	0	0	0	0	1
	ECU	0	0	1	0	0	0	0	0	0	0	0	0	1
	MEX	0	0	0	1	0	0	0	0	0	0	0	0	1
	VEN	0	0	1	1	0	0	0	0	0	1	1	0	4
F13	PAR	0	1	0	0	0	0	0	0	0	0	0	0	1
	BOL	0	0	0	0	0	0	0	0	1	0	0	0	1
F10	BRA	3	1	2	0	0	0	0	0	0	0	0	0	6
	PER	0	0	0	0	0	0	0	0	0	0	1	2	3
MAL	ARG	0	1	0	0	0	0	0	0	0	0	0	0	1
TOTAL		4	3	4	2	0	0	0	0	1	1	2	2	19

Table No. 3  
CONFIRMED CASES OF POLIOMYELITIS, BY WEEK OF ONSET  
(PROVISIONAL DATA)

SITE	TOTAL 1989	CUMULATIVE	
		1989	1990
ARG	0	0	0
BOL	0	0	0
BRA	2	2	0
CAN	0	0	0
CAR	0	0	0
CHI	0	0	0
COL	5	5	1
COR	0	0	0
CUB	0	0	0
DOR	0	0	0
ECU	2	1	1
ELS	0	0	0
GUT	0	0	3
HAI	0	0	0
HON	0	0	0
MEX	13	13	4
NIC	0	0	0
PAN	0	0	0
PAR	0	0	0
PER	1	1	1
URU	0	0	0
USA	0	0	0
VEN	1	1	0
<b>TOTAL</b>	<b>24</b>	<b>23</b>	<b>10</b>

SITE		VIRUS TYPE	ONSET	WK
COUNTRY	STATE			
Colombia	Nariño	P1	05/31/90	22
Ecuador	Guayas*	P1	03/26/90	13
Guatemala	Totonicapan**	P3	04/19/90	16
	Chimaltenango	P3	09/12/90	37
	San Juan Sacca.#	P3	09/23/90	39
Mexico	Colima	P3	09/03/90	36
	Colima	P3	09/16/90	38
	Sinaloa	P3	02/19/90	08
	Sinaloa	P3	06/08/90	23
Peru	Cajamarca	P1	04/25/90	17

\* Virus isolated from sample taken on April 4, 1990 from a case contact.  
 \*\* Virus isolated from sample taken on July 6, 1990 from a case contact.  
 # Virus isolated from sample taken on October 2, 1990 from a case contact.



Table No. 4  
POLIO COMPATIBLE CASES  
WEEKS 1-50, 1990

SITE	1990
	WEEKS 1-50
ARG	0
BOL	0
BRA	14
CAN	0
CAR	0
CHI	0
COL	6
COR	0
CUB	0
DOR	0
ECU	1
ELS	0
GUT	0
HAI	0
HON	0
MEX	4
NIC	0
PAN	0
PAR	3
PER	11
URU	0
USA	0
VEN	3
<b>TOTAL</b>	<b>42</b>

Table No. 5  
CASES OF ACUTE FLACCID PARALYSIS UNDER INVESTIGATION,  
BY WEEK OF REPORT

SITE	TOTAL 1989	CUM 1990	WEEKS																
			1- 4	5- 8	9-12	13-16	17-20	21-24	25-28	29-32	33-36	37-40	41-44	45	46	47	48	49	50
ARG	0	53	0	0	0	0	0	0	0	7	5	11	8	1	6	2	5	6	2
BOL	0	11	0	0	0	0	0	0	0	0	0	0	7	0	1	1	0	2	0
BRA	0	151	0	0	0	0	0	0	0	1	12	35	62	15	15	5	5	0	0
CAN	0	0	0	0	0	0	0	0	0	0	0	0	0	0	0	0	0	0	0
CAR	0	7	0	0	0	0	0	1	0	2	1	0	1	1	0	0	0	0	1
CHI	0	0	0	0	0	0	0	0	0	0	0	0	0	0	0	0	0	0	0
COL	0	40	0	0	0	0	0	0	0	1	4	5	13	2	1	3	1	3	6
COR	0	0	0	0	0	0	0	0	0	0	0	0	0	NR	0	0	0	0	0
CUB	0	9	0	0	0	0	2	0	0	1	5	0	1	0	0	0	0	0	NR
DOR	0	2	0	0	0	0	0	0	0	0	0	0	0	0	0	1	0	0	0
ECU	1	9	0	0	0	0	0	0	0	0	2	0	2	2	0	2	0	0	0
ELS	0	21	0	0	0	0	0	0	0	0	1	2	3	1	5	2	2	5	2
GUT	0	32	0	0	0	0	0	0	0	1	5	1	3	12	0	2	3	2	2
HAI	0	8	0	0	0	0	0	0	0	0	2	2	2	0	0	0	0	0	NR
HON	0	21	0	0	0	0	0	0	0	0	1	2	8	1	3	4	1	1	0
MEX	0	100	0	0	0	1	3	0	2	9	13	13	27	10	2	2	15	3	0
NIC	0	4	0	1	0	0	0	0	0	0	1	2	0	0	0	0	0	0	0
PAN	0	2	0	0	0	0	0	0	1	0	0	0	1	0	0	0	0	0	NR
PAR	0	6	0	0	0	1	1	0	1	0	1	0	2	0	0	0	0	0	0
PER	0	24	0	0	0	0	2	0	0	1	0	1	3	1	2	1	1	3	9
URU	0	0	0	0	0	0	0	0	0	0	0	0	0	0	0	0	0	0	NR
USA	0	0	0	0	0	0	0	0	0	0	0	0	0	0	0	0	0	0	0
VEN	0	64	0	2	3	1	1	3	13	11	13	6	10	1	0	0	NR	NR	NR
<b>TOTAL</b>	<b>1</b>	<b>564</b>	<b>0</b>	<b>3</b>	<b>3</b>	<b>5</b>	<b>8</b>	<b>3</b>	<b>23</b>	<b>42</b>	<b>56</b>	<b>82</b>	<b>162</b>	<b>35</b>	<b>37</b>	<b>24</b>	<b>32</b>	<b>27</b>	<b>22</b>

CAR INCLUDES REPORTS FROM ALL CAREC-MEMBER COUNTRIES  
 NR NO REPORT RECEIVED



**Pan American Health Organization**  
**Pan American Sanitary Bureau, Regional Office of the**  
**World Health Organization**

Vol. 5, No.49

**Expanded Program on Immunization**  
**Polio Surveillance in the Americas**

Weekly Bulletin for the  
week ending 8 December 1990

**Last case with wild poliovirus had onset on September 23, 1990 in Guatemala.**

Table No. 1  
Status of Analysis of Stool Samples, by Laboratory and Country,  
Weeks 89/50 - 90/49

LAB.	CNTRY.	TOTAL *	RATE** per 100,000 <15 yrs	WITHOUT RESULTS			% ISOLA- TION	NEG.	ENTEROVIRUS ISOLATION			CHARACTERIZATION		
				Not yet in Lab	<10 wks	>10 wks			OTHER ENTERO- VIRUS	Pending	Lab.	Vaccine	Wild	
													P1	P3
CAR	DOR	8	0.3	0	0	0	0.0	8	0	0	-----	0	0	0
	GUY	1	0.3	0	0	0	100.0	0	1	0	-----	0	0	0
	HAI	16	0.6	0	0	0	37.5	10	6	0	-----	0	0	0
	TRI	1	2.5	0	1	0	0.0	0	0	0	-----	0	0	0
CHI	CHI	103	2.4	8	1	3	6.7	84	6	0	-----	1	0	0
FIO	BOL	53	1.7	9	0	4	30.0	28	4	2	FIO	6	0	0
	BRA	742	1.4	26	61	11	19.9	516	74	8	FIO	46	0	0
	CUB	2	0.1	0	0	0	100.0	0	0	0	FIO	2	0	0
	PER	78	0.9	12	2	2	16.1	52	4	3	CDC	2	1	0
INC	COR	9	0.8	0	0	0	33.3	6	3	0	-----	0	0	0
	ELS	75	3.1	2	7	0	42.4	38	22	0	CDC	6	0	0
	GUT	96	2.3	0	5	0	35.2	59	29	0	CDC	0	0	3
	HON	57	2.5	6	9	0	28.6	30	11	0	CDC	1	0	0
	NIC	11	0.6	0	0	0	9.1	10	1	0	-----	0	0	0
PAN	8	0.9	0	0	0	12.5	7	1	0	-----	0	0	0	
INH	VEN	91	1.2	7	6	1	27.3	56	15	4	CDC	2	0	0
INS	COL	154	1.3	1	9	1	26.6	105	29	1	CDC	6	1	0
	ECU	62	1.4	1	3	1	19.3	46	8	1	MAL CDC	1 0	0 2	0 0
IPK	CUB	20	0.8	3	1	0	0.0	16	0	0	-----	0	0	0
LSP	MEX	205	0.6	8	27	10	26.9	117	34	1	CDC	4	0	4
MAL	ARG	79	0.8	0	17	1	13.1	53	7	1	-----	0	0	0
	PAR	29	1.7	1	3	0	20.0	20	4	1	-----	0	0	0
	URU	7	0.8	0	0	0	28.6	5	1	0	MAL	1	0	0
TOTAL		1907	1.1	84	152	34	23.5	1266	260	22		78	4	7

\*\* POPULATION UNDER 15 YEARS OF AGE (GOLD STANDARD: 1/100,000)

\* EACH SAMPLE RELATES TO A PROBABLE CASE

Table No. 2  
STATUS OF POLIOVIRUS PENDING INTRATYPIC DIFFERENTIATION  
Weeks 89/50 - 90/49

LAB	COUNTRY	POLIOVIRUS												TOTAL
		NOT YET IN LAB				IN LAB < 4 wks				IN LAB > 4 wks				
		P1	P2	P3	MIX	P1	P2	P3	MIX	P1	P2	P3	MIX	
CDC	COL	1	0	0	0	0	0	0	0	0	0	0	0	1
	ECU	0	0	1	0	0	0	0	0	0	0	0	0	1
	MEX	0	0	0	1	0	0	0	0	0	0	0	0	1
	VEN	0	0	1	1	0	0	0	0	0	0	1	1	4
FIO	PAR	0	1	0	0	0	0	0	0	0	0	0	0	1
	BOL	0	0	0	0	0	0	0	0	2	0	0	0	2
	BRA	3	2	3	0	0	0	0	0	0	0	0	0	8
	PER	0	0	0	0	0	0	0	0	0	1	1	1	3
MAL	ARG	0	1	0	0	0	0	0	0	0	0	0	0	1
TOTAL		4	4	5	2	0	0	0	0	2	2	2	1	22

Table No. 3  
CONFIRMED CASES OF POLIOMYELITIS, BY WEEK OF ONSET  
(PROVISIONAL DATA)  
WEEKS 1-49, 1990

SITE	TOTAL 1989	CUMULATIVE	
		1989	1990
ARG	0	0	0
BOL	0	0	0
BRA	2	2	0
CAN	0	0	0
CAR	0	0	0
CHI	0	0	0
COL	5	5	1
COR	0	0	0
CUB	0	0	0
DOR	0	0	0
ECU	2	1	1
ELS	0	0	0
GUT	0	0	3
HAI	0	0	0
HON	0	0	0
MEX	13	13	4
NIC	0	0	0
PAN	0	0	0
PAR	0	0	0
PER	1	1	1
URU	0	0	0
USA	0	0	0
VEN	1	1	0
<b>TOTAL</b>	<b>24</b>	<b>23</b>	<b>10</b>

SITE		VIRUS TYPE	ONSET	WK
COUNTRY	STATE			
Colombia	Nariño	P1	05/31/90	22
Ecuador	Guayas*	P1	03/26/90	13
Guatemala	Totonicapan**	P3	04/19/90	16
	Chimaltenango	P3	09/12/90	37
Mexico	San Juan Saca.#	P3	09/23/90	39
	Colima	P3	09/03/90	36
	Colima	P3	09/16/90	38
	Sinaloa	P3	02/19/90	08
Peru	Sinaloa	P3	06/08/90	23
	Cajamarca	P1	04/25/90	17

\* Virus isolated from sample taken on April 4, 1990 from a case contact.  
 \*\* Virus isolated from sample taken on July 6, 1990 from a case contact.  
 # Virus isolated from sample taken on October 2, 1990 from a case contact.



Table No. 4  
POLIO COMPATIBLE CASES  
WEEKS 1-49, 1990

SITE	1990
	WEEKS 1-49
ARG	0
BOL	0
BRA	14
CAN	0
CAR	0
CHI	0
COL	4
COR	0
CUB	0
DOR	0
ECU	1
ELS	0
GUT	0
HAI	0
HON	0
MEX	4
NIC	0
PAN	0
PAR	0
PER	9
URU	0
USA	0
VEN	3
<b>TOTAL</b>	<b>35</b>

Table No. 5  
CASES OF ACUTE FLACCID PARALYSIS UNDER INVESTIGATION,  
BY WEEK OF REPORT

SITE	CUM	WEEKS																
		1990	1- 4	5- 8	9-12	13-16	17-20	21-24	25-28	29-32	33-36	37-40	41-44	45	46	47	48	49
ARG	51	0	0	0	0	0	0	0	0	7	5	11	8	1	6	2	5	6
BOL	12	0	0	0	0	0	0	0	0	0	0	2	9	0	1	0	0	0
BRA	151	0	0	0	0	0	0	0	1	1	11	30	66	14	17	5	6	0
CAN	0	0	0	0	0	0	0	0	0	0	0	0	0	0	0	0	0	0
CAR	6	0	0	0	0	1	0	2	1	0	0	1	1	0	0	0	0	0
CHI	0	0	0	0	0	0	0	0	0	0	0	0	0	0	0	0	0	0
COL	40	0	0	0	0	1	1	4	2	4	5	13	2	1	3	1	3	0
COR	0	0	0	0	0	0	0	0	0	0	0	0	0	0	0	0	0	NR
CUB	12	0	0	0	2	0	0	1	5	1	0	3	0	0	0	0	0	NR
DOR	2	0	0	0	0	0	0	0	1	0	0	0	0	0	1	0	0	0
ECU	9	0	0	0	0	0	0	0	0	2	0	2	2	0	2	0	1	0
ELS	20	0	0	0	0	0	0	0	0	1	3	4	1	5	0	4	2	1
GUT	37	0	0	0	0	0	0	1	5	5	6	12	0	2	3	2	2	1
HAI	8	0	0	0	0	0	0	0	0	2	2	2	0	0	0	0	0	2
HON	16	0	0	0	0	0	0	0	0	1	2	8	0	2	3	0	0	0
MEX	102	0	0	0	1	3	0	3	9	13	14	27	11	2	2	15	2	0
NIC	4	0	1	0	0	0	0	0	0	1	2	0	0	0	0	0	0	NR
PAN	2	0	0	0	0	0	0	1	0	0	0	1	0	0	0	0	0	NR
PAR	8	0	0	0	1	1	0	1	0	1	1	3	0	0	0	0	0	0
PER	18	0	0	0	0	2	0	0	1	0	1	5	1	2	2	1	3	0
URU	0	0	0	0	0	0	0	0	0	0	0	0	0	0	0	0	0	NR
USA	0	0	0	0	0	0	0	0	0	0	0	0	0	0	0	0	0	0
VEN	64	0	2	3	1	1	3	13	11	13	6	10	1	0	0	0	0	0
<b>TOTAL</b>	<b>562</b>	<b>0</b>	<b>3</b>	<b>3</b>	<b>5</b>	<b>9</b>	<b>4</b>	<b>27</b>	<b>43</b>	<b>60</b>	<b>85</b>	<b>174</b>	<b>34</b>	<b>38</b>	<b>23</b>	<b>34</b>	<b>20</b>	<b>0</b>

CAR INCLUDES REPORTS FROM ALL CAREC-MEMBER COUNTRIES  
 NR NO REPORT RECEIVED





**Pan American Health Organization**  
**Pan American Sanitary Bureau, Regional Office of the**  
**World Health Organization**

Vol. 5 No.48

**Expanded Program on Immunization**  
**Polio Surveillance in the Americas**

Weekly Bulletin for the  
week ending 1 December 1990

**Last case with wild poliovirus had onset on September 23, 1990 in Guatemala.**

Table No. 1  
Status of Analysis of Stool Samples, by Laboratory and Country,  
Weeks 89/49 - 90/48

LAB.	CNTRY.	TOTAL *	RATE** per 100,000 <15 yrs	WITHOUT RESULTS			% ISOLA- TION	NEG.	ENTEROVIRUS ISOLATION			CHARACTERIZATION		
				Not yet in Lab	<10 wks	>10 wks			OTHER ENTERO- VIRUS	Pending	Lab.	Vaccine	Wild P1	P3
CAR	DOR	8	0.3	0	0	0	0.0	8	0	0	-----	0	0	0
	GUY	1	0.3	0	0	0	100.0	0	1	0	-----	0	0	0
	HAI	16	0.6	0	0	0	37.5	10	6	0	-----	0	0	0
	TRI	1	2.5	0	1	0	0.0	0	0	0	-----	0	0	0
CDC	USA	1	0.0	0	0	0	100.0	0	0	0	CDC	1	0	0
CHI	CHI	103	2.4	8	1	3	6.7	84	6	0	-----	1	0	0
FIO	BOL	54	1.7	9	0	5	30.0	28	4	2	FIO	6	0	0
	BRA	748	1.4	39	45	8	19.7	527	75	8	FIO	46	0	0
	CUB	2	0.1	0	0	0	100.0	0	0	0	FIO	2	0	0
	PER	81	0.9	12	2	2	15.4	55	4	3	CDC	2	1	0
INC	COR	9	0.8	0	0	0	33.3	6	3	0	-----	0	0	0
	ELS	75	3.1	4	5	0	42.4	38	22	0	CDC	6	0	0
	GUT	96	2.3	0	6	0	35.6	58	28	0	CDC	1	0	3
	HON	55	2.4	13	0	0	28.6	30	11	0	CDC	1	0	0
	NIC	12	0.7	0	0	0	8.3	11	1	0	-----	0	0	0
PAN	8	0.9	0	0	0	12.5	7	1	0	-----	0	0	0	
INH	VEN	92	1.2	7	6	1	26.9	57	15	4	CDC	2	0	0
INS	COL	155	1.3	1	14	1	27.3	101	29	1	CDC	6	1	0
	ECU	61	1.4	3	1	1	19.6	45	8	1	MAL CDC	1 0	0 2	0 0
IPK	CUB	20	0.8	3	1	0	0.0	16	0	0	-----	0	0	0
LSP	MEX	197	0.7	3	27	8	27.7	115	35	0	CDC	5	0	4
MAL	ARG	71	0.7	0	7	1	12.7	55	7	1	-----	0	0	0
	PAR	29	1.7	1	3	2	21.7	18	4	1	-----	0	0	0
	URU	8	0.9	0	0	2	33.3	4	1	0	MAL	1	0	0
TOTAL		1903	0.8	103	119	34	22.7	1273	261	21		81	4	7

\*\* POPULATION UNDER 15 YEARS OF AGE (GOLD STANDARD: 1/100,000)

\* EACH SAMPLE RELATES TO A PROBABLE CASE

Table No. 2  
STATUS OF POLIOVIRUS PENDING INTRATYPIC DIFFERENTIATION  
Weeks 89/49 - 90/48

LAB	COUNTRY	POLIOVIRUS												TOTAL
		NOT YET IN LAB				IN LAB < 4 wks				IN LAB > 4 wks				
		P1	P2	P3	MIX	P1	P2	P3	MIX	P1	P2	P3	MIX	
CDC	COL	1	0	0	0	0	0	0	0	0	0	0	0	1
	ECU	0	0	1	0	0	0	0	0	0	0	0	0	1
FIO	VEN	0	0	1	1	0	0	0	0	0	1	1	0	4
	PAR	0	1	0	0	0	0	0	0	0	0	0	0	1
	BOL	0	0	0	0	0	0	0	0	2	0	0	0	2
MAL	BRA	3	2	3	0	0	0	0	0	0	0	0	0	8
	PER	0	0	0	0	0	0	0	0	0	1	1	1	3
	ARG	0	0	0	0	0	0	1	0	0	0	0	0	1
TOTAL		4	3	5	1	0	0	1	0	2	2	2	1	21

Table No. 3  
CONFIRMED CASES OF POLIOMYELITIS, BY WEEK OF ONSET  
(PROVISIONAL DATA)  
WEEKS 1-48, 1990

SITE	TOTAL 1989	CUMULATIVE	
		1989	1990
ARG	0	0	0
BOL	0	0	0
BRA	2	2	0
CAN	0	0	0
CAR	0	0	0
CHI	0	0	0
COL	5	5	1
COR	0	0	0
CUB	0	0	0
DOR	0	0	0
ECU	2	1	1
ELS	0	0	0
GUT	0	0	3
HAI	0	0	0
HON	0	0	0
MEX	13	13	4
NIC	0	0	0
PAN	0	0	0
PAR	0	0	0
PER	1	1	1
URU	0	0	0
USA	0	0	0
VEN	1	1	0
<b>TOTAL</b>	<b>24</b>	<b>23</b>	<b>10</b>

SITE		VIRUS TYPE	ONSET	WK
COUNTRY	STATE			
Colombia	Nariño	P1	05/31/90	22
Ecuador	Guayas*	P1	03/26/90	13
Guatemala	Totonicapan**	P3	04/19/90	16
	Chimaltenango	P3	09/12/90	37
	San Juan Sacca.#	P3	09/23/90	39
Mexico	Colima	P3	09/03/90	36
	Colima	P3	09/16/90	38
	Sinaloa	P3	02/19/90	08
	Sinaloa	P3	06/08/90	23
Peru	Cajamarca	P1	04/25/90	17

\* Virus isolated from sample taken on April 4, 1990 from a case contact.  
 \*\* Virus isolated from sample taken on July 6, 1990 from a case contact.  
 # Virus isolated from sample taken on October 2, 1990 from a case contact.



Table No. 4  
POLIO COMPATIBLE CASES  
WEEKS 1-48, 1990

SITE	1990
	WEEKS 1-48
ARG	0
BOL	0
BRA	14
CAN	0
CAR	0
CHI	0
COL	6
COR	0
CUB	0
DOR	0
ECU	1
ELS	0
GUT	0
HAI	0
HON	0
MEX	4
NIC	0
PAN	0
PAR	0
PER	9
URU	0
USA	0
VEN	3
<b>TOTAL</b>	<b>37</b>

Table No. 5  
CASES OF ACUTE FLACCID PARALYSIS UNDER INVESTIGATION,  
BY WEEK OF REPORT

SITE	CUM	WEEKS															
		1990	1- 4	5- 8	9-12	13-16	17-20	21-24	25-28	29-32	33-36	37-40	41-44	45	46	47	48
ARG	39	0	0	0	0	0	0	0	0	7	5	11	8	1	6	1	0
BOL	12	0	0	0	0	0	0	0	0	0	0	2	9	0	1	0	0
BRA	151	0	0	0	0	0	0	0	1	1	9	33	65	14	17	5	6
CAN	0	0	0	0	0	0	0	0	0	0	0	0	0	0	0	0	0
CAR	6	0	0	0	0	1	0	2	1	0	0	1	1	1	0	0	0
CHI	18	1	0	2	1	1	0	5	0	1	1	5	1	0	0	0	0
COL	45	0	0	2	0	2	1	4	1	4	5	16	5	1	3	1	1
COR	0	0	0	0	0	0	0	0	0	0	0	0	0	0	0	0	NR
CUB	12	0	0	0	2	0	0	1	5	1	0	3	0	0	NR	NR	NR
DOR	2	0	0	0	0	0	0	0	0	1	0	0	0	0	0	1	0
ECU	7	0	0	0	0	0	0	0	0	2	0	2	2	0	0	1	0
ELS	18	0	0	0	0	0	0	0	0	1	4	4	1	5	0	3	3
GUT	37	0	0	0	0	0	0	1	5	6	6	12	0	2	3	2	2
HAI	6	0	0	0	0	0	0	0	0	2	2	2	0	0	0	0	0
HON	13	0	0	0	0	0	0	0	0	1	2	8	0	1	1	0	0
MEX	81	0	0	0	0	3	0	3	9	14	15	28	7	2	0	0	0
NIC	4	0	1	0	0	0	0	0	0	1	2	0	0	0	0	0	0
PAN	2	0	0	0	0	0	0	1	0	0	0	1	0	0	0	0	0
PAR	8	0	0	0	1	1	0	1	0	1	1	3	0	0	0	0	0
PER	14	0	0	0	0	2	0	0	1	0	1	5	1	2	2	0	0
URU	0	0	0	0	0	0	0	0	0	0	0	0	0	0	0	0	NR
USA	0	0	0	0	0	0	0	0	0	0	0	0	0	0	0	0	0
VEN	64	0	2	3	1	1	3	13	11	13	6	10	1	0	0	0	0
<b>TOTAL</b>	<b>539</b>	<b>1</b>	<b>3</b>	<b>7</b>	<b>5</b>	<b>11</b>	<b>4</b>	<b>32</b>	<b>42</b>	<b>61</b>	<b>91</b>	<b>182</b>	<b>34</b>	<b>37</b>	<b>17</b>	<b>12</b>	

CAR INCLUDES REPORTS FROM ALL CAREC-MEMBER COUNTRIES  
 NR NO REPORT RECEIVED



**Pan American Health Organization**  
**Pan American Sanitary Bureau, Regional Office of the**  
**World Health Organization**

Vol. 5, No.46/47

**Expanded Program on Immunization**  
**Polio Surveillance in the Americas**

**Weekly Bulletin for the**  
**week ending 24 November 1990**

**Last case with wild poliovirus had onset on September 23, 1990 in Guatemala.**

Table No. 1  
 Status of Analysis of Stool Samples, by Laboratory and Country,  
 Weeks 89/48 - 90/47

LAB.	CNTRY.	TOTAL *	RATE** per 100,000 <15 yrs	WITHOUT RESULTS			% ISOLA- TION	NEG.	ENTEROVIRUS ISOLATION			CHARACTERIZATION		
				Not yet in Lab	<10 wks	>10 wks			OTHER ENTERO- VIRUS	Pending	Lab.	Vaccine	Wild	
													P1	P3
CAR	DOR	8	0.3	0	0	0	0.0	8	0	0	-----	0	0	0
	GUY	1	0.3	0	0	0	100.0	0	1	0	-----	0	0	0
	HAI	17	0.7	0	0	0	35.3	11	6	0	-----	0	0	0
CDC	USA	1	0.0	0	0	0	100.0	0	0	0	CDC	1	0	0
CHI	CHI	99	2.4	6	1	3	5.6	84	5	0	CDC	1	0	0
FIO	BOL	54	1.7	9	8	12	24.0	19	2	0	FIO	4	0	0
	BRA	560	1.0	184	65	4	16.3	257	24	1	FIO	25	0	0
	CUB	2	0.1	0	0	0	100.0	0	0	0	FIO	2	0	0
	PER	76	0.9	6	11	11	18.8	39	4	2	CDC	2	1	0
INC	COR	9	0.8	0	0	0	33.3	6	3	0	-----	0	0	0
	ELS	76	3.2	7	1	0	41.2	40	22	0	CDC	6	0	0
	GUT	96	2.3	1	9	0	36.0	55	27	0	CDC	1	0	3
	HON	49	2.1	6	0	0	27.9	31	11	0	CDC	1	0	0
	NIC	12	0.7	0	0	0	8.3	11	1	0	-----	0	0	0
	PAN	8	0.9	0	0	0	12.5	7	1	0	-----	0	0	0
IND	MEX	199	0.6	3	30	10	26.3	115	33	0	CDC	5	0	4
INH	VEN	92	1.2	8	9	1	27.0	54	14	4	CDC	2	0	0
INS	COL	161	1.4	4	15	2	27.1	102	28	1	CDC	6	2	0
	ECU	58	1.3	2	2	1	17.0	44	6	1	MAL CDC	1 0	0 2	0 0
IPK	CUB	20	0.8	3	1	0	0.0	16	0	0	-----	0	0	0
MAL	ARG	73	0.7	0	8	2	11.1	56	7	0	-----	0	0	0
	PAR	30	1.8	1	3	2	25.0	18	5	1	-----	0	0	0
	URU	8	0.9	1	0	2	20.0	4	0	0	MAL	1	0	0
<b>TOTAL</b>		<b>1711</b>	<b>0.8</b>	<b>241</b>	<b>163</b>	<b>50</b>	<b>23.2</b>	<b>977</b>	<b>200</b>	<b>10</b>		<b>58</b>	<b>5</b>	<b>7</b>

\*\* POPULATION UNDER 15 YEARS OF AGE (GOLD STANDARD: 1/100,000)

\* EACH SAMPLE RELATES TO A PROBABLE CASE

Table No. 2  
 STATUS OF POLIOVIRUS PENDING INTRATYPIC DIFFERENTIATION  
 Weeks 89/47 - 90/46

LAB	COUNTRY	NOT YET IN LAB				POLIOVIRUS								TOTAL
		P1	P2	P3	MIX	IN LAB < 4 wks				IN LAB > 4 wks				
		P1	P2	P3	MIX	P1	P2	P3	MIX	P1	P2	P3	MIX	
CDC	COL	1	0	0	0	0	0	0	0	0	0	0	0	1
	ECU	0	0	1	0	0	0	0	0	0	0	0	0	1
	VEN	0	0	1	1	0	0	0	0	0	0	1	1	4
FIO	PAR	0	1	0	0	0	0	0	0	0	0	0	0	1
	PER	0	0	0	0	0	0	0	0	0	0	1	1	2
<b>TOTAL</b>		<b>1</b>	<b>1</b>	<b>2</b>	<b>1</b>	<b>0</b>	<b>0</b>	<b>0</b>	<b>0</b>	<b>0</b>	<b>1</b>	<b>2</b>	<b>1</b>	<b>9</b>

Table No. 3  
CONFIRMED CASES OF POLIOMYELITIS, BY WEEK OF ONSET  
(PROVISIONAL DATA) WEEKS 1-47, 1990

SITE	TOTAL 1989	CUMULATIVE	
		1989	1990
ARG	0	0	0
BOL	0	0	0
BRA	2	2	0
CAN	0	0	0
CAR	0	0	0
CHI	0	0	0
COL	5	4	1
COR	0	0	0
CUB	0	0	0
DOR	0	0	0
ECU	2	1	1
ELS	0	0	0
GUT	0	0	3
HAI	0	0	0
HON	0	0	0
MEX	13	13	4
NIC	0	0	0
PAN	0	0	0
PAR	0	0	0
PER	1	1	1
URU	0	0	0
USA	0	0	0
VEN	1	1	0
TOTAL	24	22	10

SITE		VIRUS TYPE	ONSET	WK
COUNTRY	STATE			
Colombia	Nariño	P1	05/31/90	22
Ecuador	Guayas*	P1	03/26/90	13
Guatemala	Totonicapan**	P3	04/19/90	16
	Chimaltenango	P3	09/12/90	37
	San Juan Sacca.#	P3	09/23/90	39
Mexico	Colima	P3	09/03/90	36
	Colima	P3	09/16/90	38
	Sinaloa	P3	02/19/90	08
	Sinaloa	P3	06/08/90	23
Peru	Cajamarca	P1	04/25/90	17

\* Virus isolated from sample taken on April 4, 1990 from a case contact.  
 \*\* Virus isolated from sample taken on July 6, 1990 from a case contact.  
 # Virus isolated from sample taken on October 2, 1990 from a case contact.



Table No. 4  
POLIO COMPATIBLE CASES  
WEEKS 1-47, 1990

SITE	1990
	WEEKS 1-47
ARG	0
BOL	0
BRA	14
CAN	0
CAR	0
CHI	0
COL	5
COR	0
CUB	0
DOR	0
ECU	1
ELS	0
GUT	0
HAI	0
HON	0
MEX	4
NIC	0
PAN	0
PAR	0
PER	9
URU	0
USA	0
VEN	3
TOTAL	36

Table No. 5  
CASES OF ACUTE FLACCID PARALYSIS UNDER INVESTIGATION,  
BY WEEK OF REPORT

SITE	CUM	WEEKS														
		1990	1- 4	5- 8	9-12	13-16	17-20	21-24	25-28	29-32	33-36	37-40	41-44	45	46	47
ARG	38	0	0	0	0	0	0	0	7	5	11	8	1	5	1	
BOL	16	0	0	0	0	0	0	0	0	0	5	10	0	1	0	
BRA	156	0	0	0	1	0	0	2	1	8	32	70	14	17	11	
CAN	0	0	0	0	0	0	0	0	0	0	0	0	0	0	0	
CAR	5	0	0	0	0	1	0	2	1	0	0	1	0	0	0	
CHI	48	7	7	5	5	6	0	6	0	1	1	7	2	0	1	
COL	47	0	0	2	0	2	1	4	1	5	7	16	5	1	3	
COR	0	0	0	0	0	0	0	0	0	0	0	0	0	0	0	
CUB	12	0	0	0	2	0	0	1	5	1	0	3	0	0	NR	
DOR	2	0	0	0	0	0	0	0	1	0	0	0	0	0	1	
ECU	10	0	0	0	0	0	0	0	1	5	0	2	1	0	1	
ELS	17	0	0	0	0	0	0	0	0	1	4	4	1	5	2	
GUT	35	0	0	0	0	0	0	1	5	6	6	12	0	2	3	
HAI	6	0	0	0	0	0	0	0	0	2	2	2	0	0	NR	
HON	18	0	0	0	0	0	0	0	7	6	2	3	0	0	0	
MEX	86	0	0	0	0	3	1	3	11	14	17	28	7	2	0	
NIC	4	0	1	0	0	0	0	0	0	1	2	0	0	0	0	
PAN	2	0	0	0	0	0	0	1	0	0	0	1	0	0	NR	
PAR	8	0	0	0	1	1	0	1	0	1	1	3	0	0	0	
PER	20	0	0	0	0	2	0	0	1	0	2	6	2	2	5	
URU	0	0	0	0	0	0	0	0	0	0	0	0	0	0	0	
USA	0	0	0	0	0	0	0	0	0	0	0	0	0	0	0	
VEN	64	0	2	3	1	1	3	13	11	13	6	10	1	0	0	
TOTAL	594	7	10	10	10	16	5	34	52	69	98	186	34	35	28	

CAR INCLUDES REPORTS FROM ALL CAREC-MEMBER COUNTRIES  
 NR NO REPORT RECEIVED



**Pan American Health Organization**  
**Pan American Sanitary Bureau, Regional Office of the**  
**World Health Organization**

Vol. 5, No.45

**Expanded Program on Immunization**  
**Polio Surveillance in the Americas**

**Weekly Bulletin for the**  
**week ending 10 November 1990**

**Last case with wild poliovirus had onset on September 12, 1990 in Guatemala.**

**Table No. 1**  
**Status of Analysis of Stool Samples, by Laboratory and Country,**  
**Weeks 89/45 - 90/44**

LAB.	CNTRY.	TOTAL *	RATE** per 100,000 <15 yrs	WITHOUT RESULTS			% ISOLA- TION	NEG.	OTHER ENTERO- VIRUS	ENTEROVIRUS ISOLATION Pending	ISOLATION CHARACTERIZATION			
				Not yet in Lab	<10 wks	>10 wks					Lab.	Vaccine	Wild P1 P3	
CAR	DOR	9	0.3	0	0	0	11.1	8	1	0	-----	0	0	0
	GUY	1	0.3	0	0	0	100.0	0	1	0	-----	0	0	0
	HAI	17	0.7	0	4	0	38.5	8	5	0	-----	0	0	0
CDC	USA	1	0.0	0	0	0	100.0	0	0	0	CDC	1	0	0
CHI	CHI	91	2.1	3	0	6	8.6	74	7	0	CDC	1	0	0
FIO	BOL	52	1.6	7	9	11	24.0	19	2	0	FIO	4	0	0
	BRA	560	1.0	184	65	4	16.3	257	24	1	FIO	25	0	0
	CUB	2	0.1	0	0	0	100.0	0	0	0	FIO	2	0	0
	PER	76	0.9	5	14	5	19.2	42	4	2	CDC FIO	2 1	1 0	0 0
INC	COR	8	0.7	0	0	0	25.0	6	2	0	-----	0	0	0
	ELS	71	3.0	1	2	0	42.6	39	23	0	CDC	6	0	0
	GUT	94	2.2	0	10	1	32.9	55	24	0	CDC	2	0	2
	HON	54	2.3	5	0	0	28.6	35	13	0	CDC	1	0	0
	NIC	13	0.7	0	0	0	7.7	12	1	0	-----	0	0	0
PAN	7	0.8	0	0	0	14.3	6	1	0	-----	0	0	0	
IND	MEX	189	0.5	7	20	7	27.1	113	33	2	CDC	4	0	3
INH	VEN	98	1.3	9	3	1	24.7	64	16	3	CDC	2	0	0
INS	COL	150	1.3	7	9	1	24.8	100	23	2	CDC	6	2	0
	ECU	61	1.4	1	1	1	15.5	49	5	1	CDC	0	3	0
IPK	CUB	20	0.8	3	1	0	0.0	16	0	0	-----	0	0	0
MAL	ARG	73	0.7	0	13	1	11.9	52	7	0	-----	0	0	0
	PAR	24	1.4	0	0	1	26.1	17	5	1	-----	0	0	0
	URU	8	0.9	1	1	3	33.3	2	0	0	MAL	1	0	0
TOTAL		1679	0.7	233	152	42	22.1	974	197	12		58	6	5

\*\* POPULATION UNDER 15 YEARS OF AGE (GOLD STANDARD: 1/100,000)

\* EACH SAMPLE RELATES TO A PROBABLE CASE

**Table No. 2**  
**STATUS OF POLIOVIRUS PENDING INTRATYPIC DIFFERENTIATION**  
**Weeks 89/45 - 90/44**

LAB	COUNTRY	POLIOVIRUS												TOTAL
		NOT YET IN LAB				IN LAB < 4 Wks				IN LAB > 4 Wks				
		P1	P2	P3	MIX	P1	P2	P3	MIX	P1	P2	P3	MIX	
CDC	COL	1	0	1	0	0	0	0	0	0	0	0	0	2
	ECU	0	0	1	0	0	0	0	0	0	0	0	0	1
	MEX	0	0	1	1	0	0	0	0	0	0	0	0	2
	VEN	0	0	0	1	0	0	0	0	0	1	1	0	3
FIO	PAR	0	1	0	0	0	0	0	0	0	0	0	0	1
	BRA	1	0	0	0	0	0	0	0	0	0	0	0	1
	PER	0	0	0	0	0	0	0	0	0	0	1	1	2
TOTAL		2	1	3	2	0	0	0	0	0	1	2	1	12

Table No. 3  
CONFIRMED CASES OF POLIOMYELITIS, BY WEEK OF ONSET  
(PROVISIONAL DATA) WEEKS 1-45, 1990

SITE	TOTAL 1989	CUMULATIVE	
		1989	1990
ARG	0	0	0
BOL	0	0	0
BRA	2	2	0
CAN	0	0	0
CAR	0	0	0
CHI	0	0	0
COL	5	4	1
COR	0	0	0
CUB	0	0	0
DOR	0	0	0
ECU	2	1	1
ELS	0	0	0
GUT	0	0	3
HAI	0	0	0
HON	0	0	0
MEX	13	13	2
NIC	0	0	0
PAN	0	0	0
PAR	0	0	0
PER	1	1	1
URU	0	0	0
USA	0	0	0
VEN	1	1	0
TOTAL	24	22	7

SITE		VIRUS TYPE	ONSET	WK
COUNTRY	STATE			
Colombia	Nariño	P1	05/31/90	22
Ecuador	Guayas	P1	03/26/90	13
Guatemala	Tonicapán*	P3	04/19/90	16
	Chimaltenango	P3	09/12/90	37
	San Juan Sacca.#	P3	09/23/90	39
Mexico	Sinaloa	P3	02/19/90	08
	Sinaloa	P3	06/08/90	23
Peru	Cajamarca	P1	04/25/90	17

\* Virus isolated from sample taken on Jul. 6, 1990 from a case contact.  
# Virus isolated from sample taken on Oct. 10, 1990 from a case contact.




Table No. 4  
POLIO COMPATIBLE CASES  
WEEKS 1-45, 1990

SITE	1990
	WEEKS 1-45
ARG	0
BOL	0
BRA	11
CAN	0
CAR	0
CHI	0
COL	5
COR	0
CUB	0
DOR	0
ECU	1
ELS	0
GUT	0
HAI	0
HON	0
MEX	4
NIC	0
PAN	0
PAR	0
PER	8
URU	0
USA	0
VEN	3
TOTAL	32

Table No. 5  
CASES OF ACUTE FLACCID PARALYSIS UNDER INVESTIGATION,  
BY WEEK OF REPORT

SITE	CUM	WEEKS														
		1990	1- 4	5- 8	9-12	13-16	17-20	21-24	25-28	29-32	33-36	37-40	41	42	43	44
ARG	32	0	0	0	0	0	0	0	7	5	11	6	0	2	0	1
BOL	16	0	0	0	0	0	0	0	0	2	5	2	1	5	1	0
BRA	198	0	0	0	1	0	1	3	7	23	64	14	26	29	14	16
CAN	0	0	0	0	0	0	0	0	0	0	0	0	0	0	0	0
CAR	5	0	0	0	0	1	0	2	1	0	0	0	0	0	0	1
CHI	7	0	0	0	0	0	0	2	0	0	0	2	2	1	0	0
COL	37	0	0	2	0	3	1	4	3	8	11	2	3	NR	NR	NR
COR	5	0	0	0	0	0	0	0	3	2	0	0	0	0	0	0
CUB	12	0	0	0	2	0	0	1	5	1	0	0	2	0	1	NR
DOR	1	0	0	0	0	0	0	0	1	0	0	0	0	0	0	0
ECU	12	0	0	0	0	0	0	1	2	7	0	1	0	1	0	NR
ELS	14	0	0	0	0	0	0	0	0	3	5	2	1	0	1	2
GUT	31	0	0	0	0	1	0	1	5	6	6	2	5	1	4	0
HAI	6	0	0	0	0	0	0	0	0	2	2	1	0	1	0	0
HON	17	0	0	0	0	0	0	0	7	5	2	1	2	0	0	0
MEX	100	0	0	0	0	4	1	4	13	17	20	7	3	15	7	9
NIC	4	0	1	0	0	0	0	0	0	1	2	0	0	0	0	0
PAN	2	0	0	0	0	0	0	1	0	0	0	0	0	1	0	NR
PAR	8	0	0	0	1	1	0	1	0	1	1	0	0	1	2	0
PER	14	0	0	0	0	2	0	0	1	0	2	2	1	2	2	2
URU	0	0	0	0	0	0	0	0	0	0	0	0	0	0	0	0
USA	0	0	0	0	0	0	0	0	0	0	0	0	0	0	0	0
VEN	65	0	2	3	1	2	3	13	12	14	6	4	4	1	0	NR
TOTAL	586	0	3	5	5	14	6	33	67	97	137	46	50	60	32	31

CAR INCLUDES REPORTS FROM ALL CAREC-MEMBER COUNTRIES  
NR NO REPORT RECEIVED



**Pan American Health Organization**  
**Pan American Sanitary Bureau, Regional Office of the**  
**World Health Organization**

Vol. 5, No.44

**Expanded Program on Immunization**  
**Polio Surveillance in the Americas**

Weekly Bulletin for the  
week ending 3 November 1990

**Last case with wild poliovirus had onset on September 12, 1990 in Guatemala.**

Table No. 1  
Status of Analysis of Stool Samples, by Laboratory and Country,  
Weeks 89/45 - 90/44

LAB.	CNTRY.	TOTAL *	RATE** per 100,000 <15 yrs	WITHOUT RESULTS			% ISOLA- TION	NEG.	ENTEROVIRUS ISOLATION			CHARACTERIZATION		
				Not yet in Lab	<10 wks	>10 wks			OTHER ENTERO- VIRUS	Pending	Lab.	Vaccine	Wild P1 P3	
CAR	DOR	9	0.3	0	0	0	11.1	8	1	0	-----	0	0	0
	GUY	1	0.3	0	0	0	100.0	0	1	0	-----	0	0	0
	HAI	17	0.7	0	4	0	38.5	8	5	0	-----	0	0	0
CDC	CHI	1	0.0	0	0	0	100.0	0	0	0	CDC	1	0	0
	USA	1	0.0	0	0	0	100.0	0	0	0	CDC	1	0	0
CHI	CHI	90	2.1	3	0	6	8.6	74	7	0	-----	0	0	0
FIO	BOL	52	1.6	7	9	11	24.0	19	2	0	FIO	4	0	0
	BRA	560	1.0	184	65	4	16.3	257	24	1	FIO	25	0	0
	CUB	2	0.1	0	0	0	100.0	0	0	0	FIO	2	0	0
	PER	76	0.9	5	14	5	19.2	42	4	2	CDC FIO	2 1	1 0	0 0
INC	COR	8	0.7	0	0	0	25.0	6	2	0	-----	0	0	0
	ELS	71	3.0	1	2	0	42.6	39	23	0	CDC	6	0	0
	GUT	94	2.2	0	10	1	32.9	55	24	0	CDC	2	0	2
	HON	54	2.3	5	0	0	28.6	35	13	0	CDC	1	0	0
	NIC	13	0.7	0	0	0	7.7	12	1	0	-----	0	0	0
PAN	7	0.8	0	0	0	14.3	6	1	0	-----	0	0	0	
IND	MEX	189	0.5	7	20	7	27.1	113	33	2	CDC	4	0	3
INH	VEN	98	1.3	9	3	1	24.7	64	16	3	CDC	2	0	0
INS	COL	150	1.3	7	9	1	24.8	100	23	2	CDC	6	2	0
	ECU	61	1.4	1	1	1	15.5	49	5	1	CDC	0	3	0
IPK	CUB	20	0.8	3	1	0	0.0	16	0	0	-----	0	0	0
MAL	ARG	73	0.7	0	13	1	11.9	52	7	0	-----	0	0	0
	PAR	24	1.4	0	0	1	26.1	17	5	1	-----	0	0	0
	URU	8	0.9	1	1	3	33.3	2	0	0	MAL	1	0	0
TOTAL		1679	0.7	233	152	42	22.1	974	197	12		58	6	5

\*\* POPULATION UNDER 15 YEARS OF AGE (GOLD STANDARD: 1/100,000)

\* EACH SAMPLE RELATES TO A PROBABLE CASE

Table No. 2  
STATUS OF POLIOVIRUS PENDING INTRATYPIC DIFFERENTIATION  
Weeks 89/45 - 90/44

LAB	COUNTRY	POLIOVIRUS												TOTAL
		NOT YET IN LAB				IN LAB < 4 Wks				IN LAB > 4 Wks				
		P1	P2	P3	MIX	P1	P2	P3	MIX	P1	P2	P3	MIX	
CDC	COL	1	0	1	0	0	0	0	0	0	0	0	0	2
	ECU	0	0	1	0	0	0	0	0	0	0	0	0	1
	MEX	0	0	1	1	0	0	0	0	0	0	0	0	2
	VEN	0	0	0	1	0	0	0	0	0	1	1	0	3
FIO	PAR	0	1	0	0	0	0	0	0	0	0	0	0	1
	BRA	1	0	0	0	0	0	0	0	0	0	0	0	1
	PER	0	0	0	0	0	0	0	0	0	0	1	1	2
TOTAL		2	1	3	2	0	0	0	0	0	1	2	1	12

Table No. 3  
CONFIRMED CASES OF POLIOMYELITIS, BY WEEK OF ONSET  
(PROVISIONAL DATA) WEEKS 1-44, 1990

SITE	TOTAL 1989	CUMULATIVE	
		1989	1990
ARG	0	0	0
BOL	0	0	0
BRA	2	2	0
CAN	0	0	0
CAR	0	0	0
CHI	0	0	0
COL	5	4	1
COR	0	0	0
CUB	0	0	0
DOR	0	0	0
ECU	2	0	1
ELS	0	0	0
GUT	0	0	2
HAI	0	0	0
HON	0	0	0
MEX	13	12	2
NIC	0	0	0
PAN	0	0	0
PAR	0	0	0
PER	1	1	1
URU	0	0	0
USA	0	0	0
VEN	1	1	0
<b>TOTAL</b>	<b>24</b>	<b>20</b>	<b>7</b>

COUNTRY	SITE STATE	VIRUS TYPE	ONSET	WK
Ecuador	Guayas	P1	03/26/90	13
Guatemala	Totonica.	* P3	04/19/90	16
	Chimalte.	P3	09/12/90	37
Mexico	Sinaloa	P3	02/19/90	08
	Sinaloa	P3	06/08/90	23
Peru	Cajamarca	P1	04/25/90	17

\* Virus isolated from sample taken on Jul. 6, 1990 from a case contact.




Table No. 4  
POLIO COMPATIBLE CASES  
WEEKS 1-44, 1990

SITE	1990
	WEEKS 1-44
ARG	0
BOL	0
BRA	12
CAN	0
CAR	0
CHI	0
COL	6
COR	0
CUB	0
DOR	0
ECU	1
ELS	0
GUT	0
HAI	0
HON	0
MEX	5
NIC	0
PAN	0
PAR	0
PER	8
URU	1
USA	0
VEN	3
<b>TOTAL</b>	<b>36</b>

Table No. 5  
CASES OF ACUTE FLACCID PARALYSIS UNDER INVESTIGATION,  
BY WEEK OF REPORT

PAIS	ACUM	SEMANAS													
		1990	1- 4	5- 8	9-12	13-16	17-20	21-24	25-28	29-32	33-36	37-40	41	42	43
ARG	31	0	0	0	0	0	0	0	7	5	11	6	0	2	0
BOL	15	0	0	0	0	0	0	0	0	2	6	2	1	4	0
BRA	182	0	0	0	1	0	1	12	15	40	99	14	NR	NR	NR
CAN	0	0	0	0	0	0	0	0	0	0	0	0	0	0	0
CAR	4	0	0	0	0	1	0	2	1	0	0	0	0	0	0
CHI	7	0	0	0	0	0	0	2	0	0	0	2	2	1	0
COL	37	0	0	2	0	3	1	4	3	8	11	2	3	NR	NR
COR	5	0	0	0	0	0	0	0	3	2	0	0	0	0	0
CUB	11	0	0	0	2	0	0	1	5	1	0	0	2	0	0
DOR	1	0	0	0	0	0	0	0	1	0	0	0	0	0	0
ECU	12	0	0	0	0	0	0	1	2	7	5	2	1	0	1
ELS	11	0	0	0	0	0	0	0	0	2	2	2	5	1	4
GUT	32	0	0	0	0	1	0	1	5	6	7	2	5	1	4
HAI	6	0	0	0	0	0	0	0	0	2	2	1	0	1	0
HON	17	0	0	0	0	0	0	0	7	5	2	1	2	0	0
NIC	4	0	1	0	0	0	0	0	0	1	2	0	0	0	0
PAN	2	0	0	0	0	0	0	1	0	0	0	0	0	1	NR
PAR	7	0	0	0	1	1	1	1	0	1	1	0	0	1	NR
PER	11	0	0	0	0	1	0	0	1	0	0	0	0	0	0
URU	0	0	0	0	0	0	0	0	0	0	0	0	0	0	0
USA	0	0	0	0	0	0	0	0	0	0	0	0	0	0	0
VEN	65	0	2	3	1	2	3	13	12	14	6	4	4	1	0
<b>TOTAL</b>	<b>460</b>	<b>0</b>	<b>3</b>	<b>5</b>	<b>5</b>	<b>9</b>	<b>6</b>	<b>38</b>	<b>62</b>	<b>96</b>	<b>154</b>	<b>39</b>	<b>21</b>	<b>15</b>	<b>7</b>

CAR INCLUDES DATA FROM ALL CAREC MEMBER COUNTRIES  
NR NO REPORT RECEIVED





**Pan American Health Organization**  
**Pan American Sanitary Bureau, Regional Office of the**  
**World Health Organization**

Vol. 5, No.43

**Expanded Program on Immunization**  
**Polio Surveillance in the Americas**

Weekly Bulletin for the  
week ending 27 October 1990

**Last case with wild poliovirus had onset on June 8, 1990 in Mexico.**

Table No. 1  
Status of Analysis of Stool Samples, by Laboratory and Country,  
Weeks 89/44 - 90/43

LAB.	CNTRY.	TOTAL *	RATE** per 100,000 <15 yrs	WITHOUT RESULTS			% ISOLA- TION	NEG.	OTHER ENTERO- VIRUS	ENTEROVIRUS ISOLATION PENDING	ISOLATION CHARACTERIZATION			
				Not yet in Lab	<10 wks	>10 wks					Lab.	Vaccine	P1	Wild P3
CAR	DOR	9	0.3	0	0	0	11.1	8	1	0	----	0	0	0
	GUY	1	0.3	0	0	0	100.0	0	1	0	----	0	0	0
	HAI	17	0.7	0	4	0	38.5	8	5	0	----	0	0	0
CDC	CHI	1	0.0	0	0	0	100.0	0	0	0	CDC	1	0	0
	USA	1	0.0	0	0	0	100.0	0	0	0	CDC	1	0	0
CHI	CHI	88	2.1	0	0	0	8.0	81	7	0	----	0	0	0
FIO	BOL	49	1.5	12	0	11	23.1	20	2	0	FIO	4	0	0
	BRA	579	1.1	184	65	4	16.3	273	26	1	FIO	26	0	0
	CUB	2	0.1	0	0	0	100.0	0	0	0	FIO	2	0	0
	PER	76	0.9	4	14	5	20.8	42	4	2	CDC FIO	1 2	0 1	0 0
INC	COR	8	0.7	0	0	0	25.0	6	2	0	----	0	0	0
	ELS	73	3.0	1	2	0	41.4	41	22	0	CDC	7	0	0
	GUT	90	2.1	0	10	1	34.2	52	24	1	CDC	2	0	1
	HON	55	2.4	5	0	0	28.0	36	13	0	CDC	1	0	0
	NIC	15	0.8	0	0	0	6.7	14	1	0	----	0	0	0
PAN	9	1.0	0	0	0	22.2	7	2	0	----	0	0	0	
IND	MEX	188	0.5	9	25	7	26.5	108	31	1	CDC	4	0	3
INH	VEN	96	1.2	5	4	1	23.3	66	15	3	CDC	2	0	0
INS	COL	154	1.3	7	9	1	24.1	104	23	2	CDC	6	2	0
	ECU	62	1.4	1	1	1	15.3	50	5	1	CDC	0	3	0
IPK	CUB	17	0.7	5	0	0	0.0	12	0	0	----	0	0	0
MAL	ARG	75	0.8	0	13	1	11.5	54	7	0	----	0	0	0
	PAR	24	1.4	0	0	1	26.1	17	5	1	----	0	0	0
	URU	9	1.0	1	1	3	25.0	3	0	0	MAL	1	0	0
TOTAL		1698	0.7	234	148	36	21.7	1002	196	12		60	6	4

\*\* POPULATION UNDER 15 YEARS OF AGE (GOLD STANDARD: 1/100,000)

\* EACH SAMPLE RELATES TO A PROBABLE CASE

Table No. 2  
STATUS OF POLIOVIRUS PENDING INTRATYPIC DIFFERENTIATION  
Weeks 89/44 - 90/43

LAB	COUNTRY	POLIOVIRUS												TOTAL
		NOT YET IN LAB				IN LAB < 4 wks				IN LAB > 4 wks				
		P1	P2	P3	MIX	P1	P2	P3	MIX	P1	P2	P3	MIX	
CDC	COL	1	0	1	0	0	0	0	0	0	0	0	0	2
	ECU	0	0	1	0	0	0	0	0	0	0	0	0	1
	GUT	0	0	1	0	0	0	0	0	0	0	0	0	1
	MEX	0	0	0	1	0	0	0	0	0	0	0	0	1
FIO	VEN	0	0	0	1	0	0	0	0	0	1	1	0	3
	PAR	0	1	0	0	0	0	0	0	0	0	0	0	1
	BRA	1	0	0	0	0	0	0	0	0	0	0	0	1
	PER	0	0	0	0	0	0	0	0	0	0	1	1	2
TOTAL		2	1	3	2	0	0	0	0	0	1	2	1	12

Table No. 3  
CONFIRMED CASES OF POLIOMYELITIS, BY WEEK OF ONSET  
(PROVISIONAL DATA) WEEKS 1-43, 1990

SITE	TOTAL 1989	CUMULATIVE	
		1989	1990
ARG	0	0	0
BOL	0	0	0
BRA	2	2	0
CAN	0	0	0
CAR	0	0	0
CHI	0	0	0
COL	5	4	1
COR	0	0	0
CUB	0	0	0
DOR	0	0	0
ECU	2	0	1
ELS	0	0	0
GUT	0	0	1
HAI	0	0	0
HON	0	0	0
MEX	13	12	2
NIC	0	0	0
PAN	0	0	0
PAR	0	0	0
PER	1	1	1
URU	0	0	0
USA	0	0	0
VEN	1	1	0
<b>TOTAL</b>	<b>24</b>	<b>20</b>	<b>6</b>

COUNTRY	SITE		VIRUS TYPE	ONSET	WK
	STATE				
Colombia	Nariño		P1	05/31/90	22
Ecuador	Guayas		P1	03/26/90	13
Guatemala	Totonica.	*	P3	04/19/90	16
Mexico	Sinaloa		P3	02/19/90	08
	Sinaloa		P3	06/08/90	23
Peru	Cajamarca		P1	04/25/90	17

\* Virus isolated from sample taken on Jul. 6, 1990 from a case contact.




Table No. 4  
POLIO COMPATIBLE CASES  
WEEKS 1-43, 1990

SITE	1990
	WEEKS 1-43
ARG	0
BOL	0
BRA	12
CAN	0
CAR	0
CHI	0
COL	6
COR	0
CUB	0
DOR	0
ECU	1
ELS	0
GUT	0
HAI	0
HON	0
MEX	5
NIC	0
PAN	0
PAR	0
PER	8
URU	0
USA	0
VEN	3
<b>TOTAL</b>	<b>35</b>

Table No. 5  
CASES OF ACUTE FLACCID PARALYSIS UNDER INVESTIGATION,  
BY WEEK OF REPORT

PAIS	TOTAL 1989	ACUM 1990	SEMANAS															
			1- 4	5- 8	9-12	13-16	17-20	21-24	25-28	29-32	33-36	37	38	39	40	41	42	43
ARG	0	31	0	0	0	0	0	0	0	7	5	2	3	4	2	6	0	2
BOL	0	15	0	0	0	0	0	0	0	0	2	2	4	0	2	2	0	3
BRA	0	182	0	0	0	1	0	1	12	15	40	27	23	27	22	14	NR	NR
CAN	0	0	0	0	0	0	0	0	0	0	0	0	0	0	0	0	0	0
CAR	0	4	0	0	0	0	1	0	2	1	0	0	0	0	0	0	0	0
CHI	0	0	0	0	0	0	0	0	0	0	0	0	0	0	0	0	0	0
COL	0	37	0	0	2	0	3	1	4	3	8	0	0	8	3	2	3	NR
COR	0	5	0	0	0	0	0	0	0	3	2	0	0	0	0	0	0	0
CUB	0	9	0	0	0	2	0	0	1	5	1	0	0	0	0	0	0	NR
DOR	0	1	0	0	0	0	0	0	0	1	0	0	0	0	0	0	0	NR
ECU	2	12	0	0	0	0	0	0	1	2	7	0	0	0	0	1	0	1
ELS	0	11	0	0	0	0	0	0	0	0	3	1	1	1	2	2	1	0
GUT	0	28	0	0	0	0	1	0	1	5	7	0	2	3	2	2	4	1
HAI	0	6	0	0	0	0	0	0	0	0	2	0	2	0	0	1	0	1
HON	0	17	0	0	0	0	0	0	0	7	5	1	1	0	0	1	2	0
MEX	0	83	0	0	0	0	6	1	5	15	19	4	4	9	3	7	3	7
NIC	0	4	0	1	0	0	0	0	0	0	1	0	1	1	0	0	0	0
PAN	0	1	0	0	0	0	0	0	1	0	0	0	0	0	0	0	0	0
PAR	0	6	0	0	0	1	1	0	1	0	1	0	0	1	0	0	0	1
PER	0	11	0	0	0	0	1	0	0	1	0	0	0	1	3	2	1	2
URU	0	0	0	0	0	0	1	0	0	0	0	0	0	0	0	0	0	0
USA	0	0	0	0	0	0	0	0	0	0	0	0	0	0	0	0	0	0
VEN	0	62	0	2	3	1	2	4	13	12	14	3	1	0	2	3	2	0
<b>TOTAL</b>	<b>2</b>	<b>526</b>	<b>0</b>	<b>3</b>	<b>5</b>	<b>5</b>	<b>16</b>	<b>7</b>	<b>41</b>	<b>77</b>	<b>117</b>	<b>40</b>	<b>42</b>	<b>55</b>	<b>41</b>	<b>43</b>	<b>16</b>	<b>18</b>

CAR INCLUDES DATA FROM ALL CAREC MEMBER COUNTRIES  
NR NO REPORT RECEIVED



**Pan American Health Organization**  
**Pan American Sanitary Bureau, Regional Office of the**  
**World Health Organization**

Vol. 5, No.42

**Expanded Program on Immunization**  
**Polio Surveillance in the Americas**

Weekly Bulletin for the  
week ending 20 October 1990

**Last case with wild poliovirus had onset on June 8, 1990 in Mexico.**

Table No. 1  
Status of Analysis of Stool Samples, by Laboratory and Country,  
Weeks 89/43 - 90/42

LAB.	CNTRY.	TOTAL *	RATE** per 100,000 <15 yrs	WITHOUT RESULTS			% ISOLA- TION	NEG.	ENTEROVIRUS			ISOLATION CHARACTERIZATION			
				Not yet in Lab	<10 wks	>10 wks			OTHER ENTERO- VIRUS	Pending	Lab.	Vaccine	Wild		
														P1	P3
CAR	DOR	10	0.4	0	0	0	10.0	9	1	0	-----	0	0	0	
	GUY	1	0.3	0	0	0	100.0	0	1	0	-----	0	0	0	
	HAI	18	0.7	0	4	0	35.7	9	5	0	-----	0	0	0	
CDC	CHI	1	0.0	0	0	0	100.0	0	0	0	CDC	1	0	0	
	USA	1	0.0	0	0	0	100.0	0	0	0	CDC	1	0	0	
CHI	CHI	88	2.1	0	0	0	8.0	81	7	0	-----	0	0	0	
FIO	BOL	49	1.5	12	0	11	23.1	20	2	0	FIO	4	0	0	
	BRA	593	1.1	184	65	4	16.2	285	27	1	FIO	27	0	0	
	CUB	2	0.1	0	0	0	100.0	0	0	0	FIO	2	0	0	
	PER	77	0.9	6	9	5	19.3	46	4	2	FIO CDC	3 1	1 0	0 0	
INC	COR	8	0.7	0	0	0	25.0	6	2	0	-----	0	0	0	
	ELS	73	3.0	1	5	0	43.3	38	22	0	CDC	7	0	0	
	GUT	90	2.1	0	10	1	34.2	52	24	1	CDC	2	0	0	
	HON	55	2.4	6	0	0	26.5	36	12	0	CDC	1	0	0	
	NTC	15	0.8	0	0	0	6.7	14	1	0	-----	0	0	0	
PAN	9	1.0	0	0	0	22.2	7	2	0	-----	0	0	0		
IND	MEX	186	0.5	5	26	10	22.8	112	25	1	CDC	4	0	3	
INH	VEN	96	1.2	9	5	1	21.0	64	12	3	CDC	2	0	0	
INS	COL	161	1.4	7	9	1	23.6	110	23	2	CDC	6	2	0	
	ECU	63	1.4	2	0	1	15.0	51	5	1	INS CDC	1 0	0 3	0 0	
IPK	CUB	17	0.7	6	0	0	0.0	11	0	0	-----	0	0	0	
MAL	ARG	77	0.8	0	13	1	14.3	54	9	0	-----	0	0	0	
	PAR	24	1.4	0	0	1	26.1	17	5	1	-----	0	0	0	
	URU	9	1.0	1	1	3	25.0	3	0	0	MAL	1	0	0	
TOTAL		1723	0.8	239	147	39	21.0	1025	189	12		63	6	3	

\*\* POPULATION UNDER 15 YEARS OF AGE (GOLD STANDARD: 1/100,000)

\* EACH SAMPLE RELATES TO A PROBABLE CASE

Table No. 2  
STATUS OF POLIOVIRUS PENDING INTRATYPIC DIFFERENTIATION  
Weeks 89/43 - 90/42

LAB	COUNTRY	POLIOVIRUS												TOTAL					
		NOT YET IN LAB				IN LAB < 4 Wks				IN LAB > 4 Wks									
																P1	P2	P3	MIX
CDC	COL	1	0	1	0	0	0	0	0	0	0	0	0	0	0	2			
	ECU	0	0	1	0	0	0	0	0	0	0	0	0	0	0	1			
	GUT	0	0	1	0	0	0	0	0	0	0	0	0	0	0	1			
	MEX	0	0	0	1	0	0	0	0	0	0	0	0	0	0	1			
	VEN	0	0	0	1	0	0	0	0	0	0	1	1	0	0	3			
FIO	PAR	0	1	0	0	0	0	0	0	0	0	0	0	0	1				
	BRA	1	0	0	0	0	0	0	0	0	0	0	0	0	1				
	PER	0	0	0	0	0	0	0	0	0	0	1	1	0	2				
TOTAL		2	1	3	2	0	0	0	0	0	1	2	1	0	12				

Table No. 3  
CONFIRMED CASES OF POLIOMYELITIS, BY WEEK OF ONSET  
(PROVISIONAL DATA) WEEKS 1-42, 1990

SITE	TOTAL 1989	CUMULATIVE	
		1989	1990
ARG	0	0	0
BOL	0	0	0
BRA	2	2	0
CAN	0	0	0
CAR	0	0	0
CHI	0	0	0
COL	5	4	1
COR	0	0	0
CUB	0	0	0
DOR	0	0	0
ECU	2	0	1
ELS	0	0	0
GUT	0	0	1
HAI	0	0	0
HON	0	0	0
MEX	13	12	2
NIC	0	0	0
PAN	0	0	0
PAR	0	0	0
PER	1	1	1
URU	0	0	0
USA	0	0	0
VEN	1	1	0
<b>TOTAL</b>	<b>24</b>	<b>20</b>	<b>6</b>

SITE		VIRUS TYPE	ONSET	WK
COUNTRY	STATE			
Colombia	Nariño	P1	05/31/90	22
Ecuador	Guayas	P1	03/26/90	13
Guatemala	Totonica.	* P3	04/19/90	16
Mexico	Sinaloa	P3	02/19/90	08
	Sinaloa	P3	06/08/90	23
Peru	Cajamarca	P1	04/25/90	17

\* Virus isolated from sample taken on Jul. 6, 1990 from a case contact.




Table No. 4  
POLIO COMPATIBLE CASES  
WEEKS 1-42, 1990

SITE	1990
	WEEKS 1-42
ARG	0
BOL	0
BRA	12
CAN	0
CAR	0
CHI	0
COL	5
COR	0
CUB	0
DOR	0
ECU	1
ELS	0
GUT	1
HAI	0
HON	0
MEX	4
NIC	0
PAN	0
PAR	0
PER	7
URU	0
USA	0
VEN	2
<b>TOTAL</b>	<b>32</b>

Table No. 5  
CASES OF ACUTE FLACCID PARALYSIS UNDER INVESTIGATION,  
BY WEEK OF REPORT

SITE	TOTAL 1989	CUM 1990	WEEKS														
			1- 4	5- 8	9-12	13-16	17-20	21-24	25-28	29-32	33-36	37	38	39	40	41	42
ARG	0	29	0	0	0	0	0	0	0	7	5	2	3	4	2	6	0
BOL	0	12	0	0	0	0	0	0	0	0	2	2	4	0	2	2	0
BRA	0	182	0	0	0	1	0	1	12	15	40	27	23	27	22	14	NR
CAN	0	0	0	0	0	0	0	0	0	0	0	0	0	0	0	0	0
CAR	0	4	0	0	0	0	1	0	2	1	0	0	0	0	0	0	0
CHI	0	0	0	0	0	0	0	0	0	0	0	0	0	0	0	0	0
COL	0	37	0	0	2	0	3	1	4	3	8	0	0	8	3	2	3
COR	0	5	0	0	0	0	0	0	0	3	2	0	0	0	0	0	0
CUB	0	9	0	0	0	2	0	0	1	5	1	0	0	0	0	NR	NR
DOR	0	1	0	0	0	0	0	0	0	1	0	0	0	0	0	0	0
ECU	2	11	0	0	0	0	0	0	1	2	7	0	0	0	1	1	0
ELS	0	11	0	0	0	0	0	0	0	0	3	1	1	1	2	1	2
GUT	0	29	0	0	0	0	1	1	2	5	7	0	2	3	2	2	4
HAI	0	5	0	0	0	0	0	0	0	0	2	0	2	0	0	1	0
HON	0	17	0	0	0	0	0	0	0	7	5	1	1	0	0	1	2
MEX	0	75	0	0	0	0	6	1	7	17	21	4	6	7	2	4	0
NIC	0	4	0	1	0	0	0	0	0	0	1	0	1	1	0	0	0
PAN	0	1	0	0	0	0	0	0	1	0	0	0	0	0	0	0	0
PAR	0	6	0	0	0	1	1	0	1	1	1	0	0	1	0	0	0
PER	0	10	0	0	0	0	1	0	0	1	0	0	0	1	3	3	1
URU	0	1	0	0	0	0	0	0	0	0	1	0	0	0	0	0	NR
USA	0	0	0	0	0	0	0	0	0	0	0	0	0	0	0	0	0
VEN	0	60	0	2	3	1	2	5	13	11	14	3	1	0	1	2	2
<b>TOTAL</b>	<b>2</b>	<b>509</b>	<b>0</b>	<b>3</b>	<b>5</b>	<b>5</b>	<b>15</b>	<b>9</b>	<b>44</b>	<b>79</b>	<b>120</b>	<b>40</b>	<b>44</b>	<b>53</b>	<b>39</b>	<b>39</b>	<b>14</b>

CAR INCLUDES DATA FROM ALL CAREC MEMBER COUNTRIES  
NR NO REPORT RECEIVED



**Pan American Health Organization**  
**Pan American Sanitary Bureau, Regional Office of the**  
**World Health Organization**

Vol. 5, No.41

**Expanded Program on Immunization**  
**Polio Surveillance in the Americas**

Weekly Bulletin for the  
week ending 13 October 1990

**Last case with wild poliovirus had onset on June 8, 1990 in Mexico.**

Table No. 1  
Status of Analysis of Stool Samples, by Laboratory and Country,  
Weeks 89/42 - 90/41

LAB.	CNTRY.	TOTAL *	RATE** per 100,000 <15 yrs	WITHOUT RESULTS			% ISOLA- TION	NEG.	ENTEROVIRUS ISOLATION			CHARACTERIZATION				
				Not yet in Lab	<10 wks	>10 wks			OTHER ENTERO- VIRUS	Pending	Lab.	Vaccine	P1	Wild P2	P3	
CAR	DOR	10	0.4	0	0	0	10.0	9	1	0	-----	0	0	0	0	
	GUY	1	0.3	0	0	0	100.0	0	1	0	-----	0	0	0	0	
	HAI	15	0.6	0	0	0	40.0	9	5	0	CDC	1	0	0	0	
CDC	CHI	1	0.0	0	0	0	100.0	0	0	0	CDC	1	0	0	0	
	USA	1	0.0	0	0	0	100.0	0	0	0	CDC	1	0	0	0	
CHI	CHI	88	2.1	0	0	0	8.0	81	7	0	-----	0	0	0	0	
FIO	BOL	46	1.4	9	1	11	24.0	19	2	0	FIO	4	0	0	0	
	BRA	611	1.1	184	66	3	15.9	301	27	1	FIO	29	0	0	0	
	CUB	2	0.1	0	0	0	100.0	0	0	0	FIO	2	0	0	0	
	PER		81	0.9	9	8	5	22.0	46	5	2	FIO	3	1	1	0
												CDC	1	1	0	0
INC	COR	9	0.8	0	0	0	33.3	6	3	0	-----	0	0	0	0	
	ELS	77	3.2	0	3	0	40.5	44	23	0	CDC	7	0	0	0	
	GUT	84	2.0	0	1	1	34.1	54	24	1	CDC	3	0	0	0	
	HON	54	2.3	3	2	0	20.4	39	9	0	CDC	1	0	0	0	
	NIC	15	0.8	0	0	0	13.3	13	2	0	-----	0	0	0	0	
	PAN	10	1.1	0	0	0	30.0	7	3	0	-----	0	0	0	0	
IND	MEX	189	0.5	4	28	8	23.5	114	26	1	CDC	4	0		4	
INH	VEN	99	1.3	8	8	1	20.7	65	12	3	CDC	2	0	0	0	
INS	COL	164	1.4	4	12	0	22.3	115	22	3	CDC	6	1	0	0	
	ECU	65	1.5	2	2	1	15.0	51	5	1	INS CDC	1 0	0 3	0 0	0 0	
IPK	CUB	16	0.6	7	0	0	11.1	8	1	0	-----	0	0	0	0	
MAL	ARG	72	0.7	1	9	0	14.5	53	9	0	-----	0	0	0	0	
	PAR	24	1.4	0	0	1	26.1	17	5	1	-----	0	0	0	0	
	URU	9	1.0	1	1	3	25.0	3	0	0	MAL	1	0	0	0	
TOTAL		1743	0.8	232	141	34	21.1	1054	192	13		67	6	1	4	

\*\* POPULATION UNDER 15 YEARS OF AGE (GOLD STANDARD: 1/100,000)

\* EACH SAMPLE RELATES TO A PROBABLE CASE

STATUS OF POLIOVIRUS PENDING INTRATYPIC DIFFERENTIATION  
Weeks 89/42 - 90/41

LAB	COUNTRY	POLIOVIRUS												TOTAL
		NOT YET IN LAB				IN LAB < 4 wks				IN LAB > 4 wks				
		P1	P2	P3	MIX	P1	P2	P3	MIX	P1	P2	P3	MIX	
CDC	COL	2	0	1	0	0	0	0	0	0	0	0	0	3
	ECU	0	0	1	0	0	0	0	0	0	0	0	0	1
	GUT	0	0	0	0	0	0	1	0	0	0	0	0	1
	MEX	0	0	0	1	0	0	0	0	0	0	0	0	1
FIO	VEN	0	0	0	1	0	0	0	0	0	1	1	0	3
	PAR	0	1	0	0	0	0	0	0	0	0	0	0	1
	BRA	1	0	0	0	0	0	0	0	0	0	0	0	1
	PER	0	0	0	0	0	0	0	0	0	0	1	1	2
TOTAL		3	1	2	2	0	0	1	0	0	1	2	1	13

Table No. 3  
CONFIRMED CASES OF POLIOMYELITIS, BY WEEK OF ONSET  
(PROVISIONAL DATA)

Table No. 4  
POLIO COMPATIBLE CASES  
WEEKS 1-41, 1990

SITE	TOTAL 1989	CUMULATIVE		WEEKS													
		1989	1990	1- 4	5- 8	9-12	13-16	17-20	21-24	25-28	29-32	33-36	37	38	39	40	41
ARG	0	0	0	0	0	0	0	0	0	0	0	0	0	0	0	0	0
BOL	0	0	0	0	0	0	0	0	0	0	0	0	0	0	0	0	0
BRA	2	2	0	0	0	0	0	0	0	0	0	0	0	0	0	0	0
CAN	0	0	0	0	0	0	0	0	0	0	0	0	0	0	0	0	0
CAR	0	0	0	0	0	0	0	0	0	0	0	0	0	0	0	0	0
CHI	0	0	0	0	0	0	0	0	0	0	0	0	0	0	0	0	0
COL	5	4	0	0	0	0	0	0	0	0	0	0	0	0	0	0	0
COR	0	0	0	0	0	0	0	0	0	0	0	0	0	0	0	0	NR
CUB	0	0	0	0	0	0	0	0	0	0	0	0	0	0	0	0	NR
DOR	0	0	0	0	0	0	0	0	0	0	0	0	0	0	0	0	0
ECU	2	0	1	0	0	0	1	0	0	0	0	0	0	0	0	0	0
ELS	0	0	0	0	0	0	0	0	0	0	0	0	0	0	0	0	0
GUT	0	0	0	0	0	0	0	0	0	0	0	0	0	0	0	0	0
HAI	0	0	0	0	0	0	0	0	0	0	0	0	0	0	0	0	0
HON	0	0	0	0	0	0	0	0	0	0	0	0	0	0	0	0	0
MEX	13	11	2	0	1	0	0	0	1	0	0	0	0	0	0	0	0
NIC	0	0	0	0	0	0	0	0	0	0	0	0	0	0	0	NR	NR
PAN	0	0	0	0	0	0	0	0	0	0	0	0	0	0	0	0	0
PAR	0	0	0	0	0	0	0	0	0	0	0	0	0	0	0	0	0
PER	2	1	1	0	0	0	0	1	0	0	0	0	0	0	0	0	0
URU	0	0	0	0	0	0	0	0	0	0	0	0	0	0	0	0	0
USA	0	0	0	0	0	0	0	0	0	0	0	0	0	0	0	0	0
VEN	1	1	0	0	0	0	0	0	0	0	0	0	0	0	0	0	0
TOTAL	25	19	4	0	1	0	1	1	1	0	0	0	0	0	0	0	0

SITE	1990	
	WEEKS 1-41	
ARG	0	0
BOL	0	0
BRA	12	0
CAN	0	0
CAR	0	0
CHI	0	0
COL	5	0
COR	0	0
CUB	0	0
DOR	0	0
ECU	1	0
ELS	0	0
GUT	1	0
HAI	0	0
HON	0	0
MEX	5	0
NIC	0	0
PAN	0	0
PAR	0	0
PER	7	0
URU	0	0
USA	0	0
VEN	1	0
TOTAL	32	0



CONFIRMED POLIO CASES  
WEEKS 1-39, 1990

COUNTRY	SITE STATE	VIRUS TYPE	ONSET
Ecuador	Guayas	P1	03/26/90
Mexico	Sinaloa	P3	02/19/90
	Sinaloa	P3	06/08/90
Peru	Cajamarca	P1	04/25/90

Table No. 5  
CASES OF ACUTE FLACCID PARALYSIS UNDER INVESTIGATION,  
BY WEEK OF REPORT

SITE	CUM	WEEKS														
		1990	1- 4	5- 8	9-12	13-16	17-20	21-24	25-28	29-32	33-36	37	38	39	40	41
ARG	29	0	0	0	0	0	0	0	0	7	5	2	3	4	2	6
BOL	9	0	0	0	0	0	0	0	0	0	2	2	4	0	1	0
BRA	182	0	0	0	1	0	1	12	15	40	27	23	27	22	14	0
CAN	0	0	0	0	0	0	0	0	0	0	0	0	0	0	0	0
CAR	4	0	0	0	0	1	0	2	1	0	0	0	0	0	0	0
CHI	0	0	0	0	0	0	0	0	0	0	0	0	0	0	0	0
COL	41	0	0	2	0	3	2	6	5	11	0	0	8	3	1	0
COR	5	0	0	0	0	0	0	0	0	3	2	0	0	0	0	NR
CUB	9	0	0	0	2	0	0	1	5	1	0	0	0	0	0	NR
DOR	1	0	0	0	0	0	0	0	1	0	0	0	0	0	0	0
ECU	11	0	0	0	0	0	0	1	2	7	0	0	0	0	0	1
ELS	10	0	0	0	0	0	0	0	0	4	1	1	1	1	2	1
GUT	24	0	0	0	0	1	1	2	5	7	0	2	3	2	1	1
HAI	5	0	0	0	0	0	0	0	0	2	0	2	0	0	0	1
HON	14	0	0	0	0	0	0	0	7	5	1	1	0	0	0	0
MEX	75	0	0	0	0	6	1	7	17	22	4	6	7	1	4	0
NIC	4	0	1	0	0	0	0	0	0	1	0	1	1	NR	NR	0
PAN	1	0	0	0	0	0	0	1	0	0	0	0	0	0	0	0
PAR	6	0	0	0	1	1	0	1	1	1	0	0	1	0	0	0
PER	10	0	0	0	0	1	0	0	1	0	0	1	0	4	3	0
URU	1	0	0	0	0	0	0	0	0	1	0	0	0	0	0	0
USA	0	0	0	0	0	0	0	0	0	0	0	0	0	0	0	0
VEN	58	0	0	3	1	2	6	14	12	15	3	1	0	0	1	0
TOTAL	499	0	1	5	5	15	11	47	82	126	40	45	52	37	3	0

CAR INCLUDES DATA FROM ALL CAREC MEMBER COUNTRIES  
NR NO REPORT RECEIVED



# Pan American Health Organization

## Pan American Sanitary Bureau, Regional Office of the World Health Organization

Vol. 5, No.40

### Expanded Program on Immunization Polio Surveillance in the Americas

Weekly Bulletin for the  
week ending 6 October 1990

**Last case with wild poliovirus had onset on June 8, 1990 in Mexico.**

Table No. 1  
Status of Analysis of Stool Samples, by Laboratory and Country,  
Weeks 89/41 - 90/40

LAB.	CNTRY.	TOTAL *	RATE** per 100,000 <15 yrs	WITHOUT RESULTS			% ISOLA- TION	NEG.	ENTEROVIRUS ISOLATION			CHARACTERIZATION			
				Not yet in Lab	<10 wks	>10 wks			OTHER ENTERO- VIRUS	Pending	Lab.	Vaccine	Wild		
													P1	P2	P3
CAR	DOR	10	0.4	0	0	0	10.0	9	1	0	-----	0	0	0	0
	GUY	1	0.3	0	0	0	100.0	0	1	0	-----	0	0	0	0
	HAI	15	0.6	0	0	0	40.0	9	5	0	CDC	1	0	0	0
CDC	CHI	1	0.0	0	0	0	100.0	0	0	0	CDC	1	0	0	0
	USA	1	0.0	0	0	0	100.0	0	0	0	CDC	1	0	0	0
CHI	CHI	88	2.1	0	0	0	8.0	81	7	0	-----	0	0	0	0
FIO	BOL	47	1.5	13	0	12	22.7	17	1	0	FIO	3	0	0	0
	BRA	488	0.9	77	28	3	16.1	319	29	1	FIO	31	0	0	0
	CUB	2	0.1	0	0	0	100.0	0	0	0	FIO	2	0	0	0
	PER	74	0.8	5	9	6	26.1	41	5	2	FIO CDC	3 1	1	1	0
INC	COR	9	0.8	0	0	0	33.3	6	3	0	-----	0	0	0	0
	ELS	75	3.1	1	1	0	41.1	43	23	0	FIO	6	0	0	0
	GUT	88	2.1	0	6	1	35.8	52	25	1	CDC	1	0	0	0
	HON	54	2.3	0	5	0	22.4	38	9	0	CDC	3	0	0	0
	NIC	15	0.8	0	0	0	13.3	13	2	0	CDC	2	0	0	0
PAN	10	1.1	0	0	0	30.0	7	3	0	-----	0	0	0	0	
IND	MEX	186	0.5	5	27	7	21.8	115	24	0	CDC	4	0	0	4
INH	VEN	99	1.3	6	8	0	21.2	67	13	2	CDC	3	0	0	0
INS	COL	165	1.4	4	11	0	22.7	116	23	4	CDC	0	1	0	0
	ECU	64	1.5	1	2	1	15.0	51	5	1	FIO INS FIO CDC	5 1 0 0	0 0 1 2	0 0 0 0	0 0 0 0
IPK	CUB	16	0.6	7	0	0	11.1	8	1	0	-----	0	0	0	0
MAL	ARG	69	0.7	0	4	0	15.4	55	10	0	-----	0	0	0	0
	PAR	24	1.4	0	0	1	26.1	17	5	1	-----	0	0	0	0
	URU	8	0.9	1	0	3	25.0	3	0	0	MAL	1	0	0	0
TOTAL		1609	0.7	120	101	34	21.2	1067	195	12		69	6	1	4

\*\* POPULATION UNDER 15 YEARS OF AGE (GOLD STANDARD: 1/100,000)

\* EACH SAMPLE RELATES TO A PROBABLE CASE

STATUS OF POLIOVIRUS PENDING INTRATYPIC DIFFERENTIATION  
Weeks 89/41 - 90/40

LAB	COUNTRY	NOT YET IN LAB				POLIOVIRUS IN LAB < 4 Wks				IN LAB > 4 Wks				TOTAL
		P1	P2	P3	MIX	P1	P2	P3	MIX	P1	P2	P3	MIX	
CDC	COL	2	0	1	1	0	0	0	0	0	0	0	0	4
	ECU	0	0	1	0	0	0	0	0	0	0	0	0	1
	GUT	0	0	1	0	0	0	0	0	0	0	0	0	1
	VEN	0	0	0	1	0	0	0	0	0	1	0	0	2
FIO	PAR	0	1	0	0	0	0	0	0	0	0	0	0	1
	BRA	1	0	0	0	0	0	0	0	0	0	0	0	1
	PER	0	0	0	0	0	0	0	0	0	0	1	1	2
TOTAL		3	1	3	2	0	0	0	0	0	1	1	1	12

Table No. 3  
CONFIRMED CASES OF POLIOMYELITIS, BY WEEK OF ONSET  
(PROVISIONAL DATA)

SITE	TOTAL 1989	CUMULATIVE		WEEKS													
		1989	1990	1- 4	5- 8	9-12	13-16	17-20	21-24	25-28	29-32	33-36	37	38	39	40	
ARG	0	0	0	0	0	0	0	0	0	0	0	0	0	0	0	0	
BOL	0	0	0	0	0	0	0	0	0	0	0	0	0	0	0	0	
BRA	2	2	0	0	0	0	0	0	0	0	0	0	0	0	0	0	
CAN	0	0	0	0	0	0	0	0	0	0	0	0	0	0	0	0	
CAR	0	0	0	0	0	0	0	0	0	0	0	0	0	0	0	0	
CHI	0	0	0	0	0	0	0	0	0	0	0	0	0	0	0	0	
COL	5	4	0	0	0	0	0	0	0	0	0	0	0	0	0	0	
COR	0	0	0	0	0	0	0	0	0	0	0	0	0	0	0	0	
CUB	0	0	0	0	0	0	0	0	0	0	0	0	0	0	NR	0	
DOR	0	0	0	0	0	0	0	0	0	0	0	0	0	0	0	0	
ECU	2	0	1	0	0	0	1	0	0	0	0	0	0	0	0	0	
ELS	0	0	0	0	0	0	0	0	0	0	0	0	0	0	0	0	
GUT	0	0	0	0	0	0	0	0	0	0	0	0	0	0	0	0	
HAI	0	0	0	0	0	0	0	0	0	0	0	0	0	0	NR	0	
HON	0	0	0	0	0	0	0	0	0	0	0	0	0	0	0	0	
MEX	13	11	2	0	1	0	0	0	1	0	0	0	0	0	0	0	
NIC	0	0	0	0	0	0	0	0	0	0	0	0	0	0	NR	0	
PAN	0	0	0	0	0	0	0	0	0	0	0	0	0	0	NR	0	
PAR	0	0	0	0	0	0	0	0	0	0	0	0	0	0	NR	0	
PER	2	1	1	0	0	0	0	1	0	0	0	0	0	0	0	0	
URU	0	0	0	0	0	0	0	0	0	0	0	0	0	0	0	0	
USA	0	0	0	0	0	0	0	0	0	0	0	0	0	0	0	0	
VEN	1	1	0	0	0	0	0	0	0	0	0	0	0	0	0	0	
TOTAL	25	19	4	0	1	0	1	1	1	0	0	0	0	0	0	0	

Table No. 4  
POLIO COMPATIBLE CASES  
WEEKS 1-40, 1990

SITE	1990
	WEEKS 1-40
ARG	0
BOL	0
BRA	12
CAN	0
CAR	0
CHI	0
COL	5
COR	0
CUB	0
DOR	0
ECU	1
ELS	0
GUT	1
HAI	0
HON	0
MEX	5
NIC	0
PAN	0
PAR	0
PER	1
URU	0
USA	0
VEN	0
TOTAL	25



CONFIRMED POLIO CASES  
WEEKS 1-39, 1990

SITE	VIRUS	ONSET	
COUNTRY	STATE	TYPE	
Ecuador	Guayas	P1	03/26/90
Mexico	Sinaloa	P3	02/19/90
	Sinaloa	P3	06/08/90
Peru	Cajamarca	P1	04/25/90

Table No. 5  
CASES OF ACUTE FLACCID PARALYSIS UNDER INVESTIGATION,  
BY WEEK OF REPORT

SITE	CUM 1990	WEEKS													
		1- 4	5- 8	9-12	13-16	17-20	21-24	25-28	29-32	33-36	37	38	39	40	
ARG	23	0	0	0	0	0	0	0	0	7	5	2	3	4	2
BOL	8	0	0	0	0	0	0	0	0	0	2	2	4	0	0
BRA	177	0	0	0	1	0	1	13	18	44	28	23	27	22	0
CAN	0	0	0	0	0	0	0	0	0	0	0	0	0	0	0
CAR	4	0	0	0	0	1	0	2	1	0	0	0	0	0	0
CHI	0	0	0	0	0	0	0	0	0	0	0	0	0	0	0
COL	40	0	0	2	0	3	2	6	5	11	0	0	8	3	0
COR	5	0	0	0	0	0	0	0	0	3	2	0	0	0	0
CUB	9	0	0	0	2	0	0	1	5	1	0	0	0	0	NR
DOR	1	0	0	0	0	0	0	0	1	0	0	0	0	0	0
ECU	10	0	0	0	0	0	0	1	2	7	0	0	0	0	0
ELS	14	0	0	0	0	0	0	0	3	6	1	1	1	1	2
GUT	27	0	0	0	0	1	1	4	7	7	0	2	3	2	2
HAI	4	0	0	0	0	0	0	0	0	2	0	2	0	NR	0
HON	12	0	0	0	0	0	0	0	7	5	0	0	0	0	0
MEX	78	0	0	0	0	8	2	7	18	25	4	6	7	1	1
NIC	6	0	1	0	0	0	0	0	2	1	0	0	0	NR	NR
PAN	1	0	0	0	0	0	0	1	0	0	0	0	0	NR	NR
PAR	6	0	0	0	1	1	0	1	1	1	0	0	1	NR	3
PER	14	0	0	0	0	1	0	0	1	6	0	1	2	0	0
URU	1	0	0	0	0	0	0	0	0	1	0	0	0	0	0
USA	0	0	0	0	0	0	0	0	0	0	0	0	0	0	0
VEN	58	0	0	3	1	2	6	14	13	16	3	0	0	0	0
TOTAL	498	0	1	5	5	17	12	50	94	142	40	43	54	35	0

CAR INCLUDES DATA FROM ALL CAREC MEMBER COUNTRIES  
NR NO REPORT RECEIVED





**Pan American Health Organization**  
**Pan American Sanitary Bureau, Regional Office of the**  
**World Health Organization**

Vol. 5, No.39

**Expanded Program on Immunization**  
**Polio Surveillance in the Americas**

Weekly Bulletin for the  
week ending 29 September 1990

**Last case with wild poliovirus had onset on June 8, 1990 in Mexico.**

Table No. 1  
Status of Analysis of Stool Samples, by Laboratory and Country,  
Weeks 89/40 - 90/39

LAB.	CNTRY.	TOTAL *	RATE** per 100,000 <15 yrs	WITHOUT RESULTS			% ISOLA- TION	NEG.	ENTEROVIRUS ISOLATION		CHARACTERIZATION				
				Not yet in Lab	<10 wks	>10 wks			OTHER ENTERO- VIRUS	Pending	Lab.	Vaccine	P1	Wild P2	P3
CAR	DOR	10	0.4	0	0	0	10.0	9	1	0	-----	0	0	0	0
	GUY	1	0.3	0	0	0	100.0	0	1	0	-----	0	0	0	0
	HAI	15	0.6	0	0	0	40.0	9	5	0	CDC	1	0	0	0
CDC	CHI	1	0.0	0	0	0	100.0	0	0	0	CDC	1	0	0	0
	USA	2	0.0	0	0	0	100.0	0	0	0	CDC	2	0	0	0
CHI	CHI	88	2.1	0	0	0	8.0	81	7	0	-----	0	0	0	0
FIO	BOL	47	1.5	13	0	12	22.7	17	1	0	FIO	4	0	0	0
	BRA	549	1.0	26	46	5	16.7	393	38	2	FIO	39	0	0	0
	CUB	2	0.1	0	0	0	100.0	0	0	0	FIO	2	0	0	0
	PER	76	0.9	5	9	6	23.2	43	5	2	FIO CDC	3 1	1 1	1 0	0 0
INC	COR	11	1.0	0	1	0	30.0	7	3	0	-----	0	0	0	0
	ELS	73	3.0	2	4	0	41.8	39	21	0	CDC	7	0	0	0
	GUT	89	2.1	0	7	0	35.4	53	25	0	CDC	4	0	0	0
	HON	54	2.3	5	3	0	19.6	37	7	0	CDC	2	0	0	0
	NIC	15	0.8	0	1	0	14.3	12	2	0	-----	0	0	0	0
PAN	11	1.2	0	0	0	27.3	8	3	0	-----	0	0	0	0	
IND	MEX	190	0.5	6	33	6	21.4	114	23	0	FIO CDC	3 1	0	0	2 2
INH	VEN	93	1.2	7	11	0	22.7	58	12	1	CDC	4	0	0	0
INS	COL	170	1.4	7	9	0	23.4	118	25	4	CDC FIO	1 4	1	0	0
	ECU	65	1.5	1	3	1	16.7	50	6	1	INS FIO CDC	1 0 0	0	1	0
IPK	CUB	16	0.6	7	0	0	11.1	8	1	0	-----	0	0	0	0
MAL	ARG	69	0.7	0	4	0	15.4	55	10	0	-----	0	0	0	0
	PAR	24	1.4	0	0	1	26.1	17	5	1	-----	0	0	0	0
	URU	8	0.9	1	0	3	25.0	3	0	0	MAL	1	0	0	0
TOTAL		1679	0.7	80	131	34	21.1	1131	201	11		81	6	1	4

\*\* POPULATION UNDER 15 YEARS OF AGE (GOLD STANDARD: 1/100,000)

\* EACH SAMPLE RELATES TO A PROBABLE CASE

STATUS OF POLIOVIRUS PENDING INTRATYPIC DIFFERENTIATION  
Weeks 89/40 - 90/39

LAB	COUNTRY	NOT YET IN LAB				POLIOVIRUS IN LAB < 4 Wks				IN LAB > 4 Wks				TOTAL
		P1	P2	P3	MIX	P1	P2	P3	MIX	P1	P2	P3	MIX	
CDC	COL	2	0	0	0	0	0	0	0	0	0	1	1	4
	ECU	0	0	1	0	0	0	0	0	0	0	0	0	1
	VEN	0	0	0	1	0	0	0	0	0	0	0	0	1
FIO	PAR	0	1	0	0	0	0	0	0	0	0	0	0	1
	BRA	1	1	0	0	0	0	0	0	0	0	0	0	2
	PER	0	0	0	0	0	0	0	0	0	0	1	1	2
TOTAL		3	2	1	1	0	0	0	0	0	0	2	2	11





**Pan American Health Organization**  
**Pan American Sanitary Bureau, Regional Office of the**  
**World Health Organization**

Vol. 5, No.38

**Expanded Program on Immunization**  
**Polio Surveillance in the Americas**

Weekly Bulletin for the  
 week ending 22 September 1990

**Last case with wild poliovirus had onset on June 8, 1990 in Mexico.**

Table No. 1  
 Status of Analysis of Stool Samples, by Laboratory and Country,  
 Weeks 89/39- 90/38

LAB.	CNTRY.	TOTAL *	RATE** per 100,000 <15 yrs	WITHOUT RESULTS			% ISOLA- TION	NEG.	OTHER ENTERO- VIRUS	ENTEROVIRUS ISOLATION Pending	ISOLATION CHARACTERIZATION			
				Not yet in Lab	<10 wks	>10 wks					Lab.	Vaccine	P1	Wild P3
CAR	DOR	11	0.4	0	0	0	9.1	10	1	0	---	0	0	0
	GUY	1	0.3	0	0	0	100.0	0	1	0	---	0	0	0
	HAI	15	0.6	0	0	0	40.0	9	5	0	CDC	1	0	0
CDC	CHI	1	0.0	0	0	0	100.0	0	0	0	CDC	1	0	0
	USA	2	0.0	0	0	0	100.0	0	0	0	CDC	2	0	0
FIO	BOL	46	1.4	12	0	12	22.7	17	1	0	FIO	4	0	0
	BRA	562	1.0	26	46	5	16.5	405	38	2	FIO	40	0	0
	CUB	2	0.1	0	0	0	100.0	0	0	0	FIO	2	0	0
	PER	76	0.9	7	4	9	23.2	43	4	2	FIO CDC	2 3	0 2	0 0
INC	COR	11	1.0	0	2	0	33.3	6	3	0	---	0	0	0
	ELS	77	3.2	3	5	0	40.6	41	21	0	CDC	7	0	0
	GUT	82	2.0	0	12	0	38.6	43	23	0	CDC	4	0	0
	HON	55	2.4	5	3	0	19.1	38	7	0	CDC	2	0	0
	NIC	15	0.8	0	1	0	14.3	12	2	0	---	0	0	0
PAN	11	1.2	0	0	0	27.3	8	3	0	---	0	0	0	
LSP	MEX	182	0.5	4	26	5	21.8	115	23	0	CDC	4	0	5
INH	VEN	97	1.3	7	14	0	22.4	59	12	1	CDC	4	0	0
INS	COL	169	1.4	7	7	0	23.2	119	26	3	CDC	6	1	0
	ECU	65	1.5	1	10	1	13.2	46	3	1	CDC	0	3	0
MAL	ARG	70	0.7	0	7	0	15.9	53	10	0	---	0	0	0
	PAR	24	1.4	0	1	0	26.1	17	5	1	---	0	0	0
	URU	8	0.9	1	0	3	25.0	3	0	0	MA3	1	0	0
TOTAL		1582	0.7	73	138	35	21.7	1044	188	10		83	6	5

\*\* POPULATION UNDER 15 YEARS OF AGE (GOLD STANDARD: 1/100,000)

\* EACH SAMPLE RELATES TO A PROBABLE CASE

STATUS OF POLIOVIRUS PENDING INTRATYPIC DIFFERENTIATION  
 Weeks 89/39 - 90/38

LAB	COUNTRY	POLIOVIRUS												TOTAL
		NOT YET IN LAB				IN LAB < 4 Wks				IN LAB > 4 Wks				
		P1	P2	P3	MIX	P1	P2	P3	MIX	P1	P2	P3	MIX	
CDC	COL	0	0	0	0	0	0	0	0	1	0	1	1	3
	ECU	0	0	1	0	0	0	0	0	0	0	0	0	1
	VEN	0	0	0	1	0	0	0	0	0	0	0	0	1
FIO	PAR	0	1	0	0	0	0	0	0	0	0	0	0	1
	BRA	1	1	0	0	0	0	0	0	0	0	0	0	2
	PER	0	0	0	0	0	0	0	0	0	0	1	1	2
TOTAL		1	2	1	1	0	0	0	0	1	0	2	2	10

Table No. 3  
CONFIRMED CASES OF POLIOMYELITIS, BY WEEK OF ONSET  
(PROVISIONAL DATA)

SITE	TOTAL 1989	CUMULATIVE		WEEKS											
		1989	1990	1- 4	5- 8	9-12	13-16	17-20	21-24	25-28	29-32	33-36	37	38	
ARG	0	0	0	0	0	0	0	0	0	0	0	0	0	0	
BOL	0	0	0	0	0	0	0	0	0	0	0	0	0	0	
BRA	2	2	0	0	0	0	0	0	0	0	0	0	0	0	
CAN	0	0	0	0	0	0	0	0	0	0	0	0	0	0	
CAR	0	0	0	0	0	0	0	0	0	0	0	0	0	0	
CHI	0	0	0	0	0	0	0	0	0	0	0	0	0	0	
COL	5	4	0	0	0	0	0	0	0	0	0	0	0	0	
COR	0	0	0	0	0	0	0	0	0	0	0	NR	NR	0	
CUB	0	0	0	0	0	0	0	0	0	0	0	0	0	0	
DOR	0	0	0	0	0	0	0	0	0	0	0	0	0	0	
ECU	2	0	1	0	0	0	1	0	0	0	0	0	0	0	
ELS	0	0	0	0	0	0	0	0	0	0	0	0	0	0	
GUT	0	0	0	0	0	0	0	0	0	0	0	0	0	0	
HAI	0	0	0	0	0	0	0	0	0	0	0	NR	NR	0	
HON	0	0	0	0	0	0	0	0	0	0	0	0	0	0	
MEX	13	10	2	0	1	0	0	0	1	0	0	0	0	0	
NIC	0	0	0	0	0	0	0	0	0	0	0	0	0	0	
PAN	0	0	0	0	0	0	0	0	0	0	0	0	NR	0	
PAR	0	0	0	0	0	0	0	0	0	0	0	0	0	0	
PER	2	1	1	0	0	0	0	1	0	0	0	0	0	0	
URU	0	0	0	0	0	0	0	0	0	0	0	0	0	0	
USA	0	0	0	0	0	0	0	0	0	0	0	0	0	0	
VEN	1	1	0	0	0	0	0	0	0	0	0	0	0	0	
TOTAL	25	18	4	0	1	0	1	1	1	0	0	0	0	0	

Table No. 4  
POLIO COMPATIBLE CASES  
WEEKS 1-38, 1990

SITE	1990
	WEEKS 1-38
ARG	0
BOL	0
BRA	13
CAN	0
CAR	0
CHI	0
COL	3
COR	0
CUB	0
DOR	0
ECU	1
ELS	0
GUT	1
HAI	0
HON	0
MEX	3
NIC	0
PAN	0
PAR	0
PER	1
URU	0
USA	0
VEN	0
TOTAL	22



CONFIRMED POLIO CASES  
WEEKS 1-38, 1990

COUNTRY	SITE STATE	VIRUS TYPE	ONSET
Ecuador	Guayas	P1	03/26/90
Mexico	Sinaloa	P3	02/19/90
	Sinaloa	P3	06/08/90
Peru	Cajamarca	P1	04/25/90

Table No. 5  
CASES OF ACUTE FLACCID PARALYSIS UNDER INVESTIGATION,  
BY WEEK OF REPORT

SITE	CUM 1990	WEEKS											
		1- 4	5- 8	9-12	13-16	17-20	21-24	25-28	29-32	33-36	37	38	
ARG	18	0	0	0	1	0	0	0	7	5	2	3	
BOL	11	0	0	1	0	0	0	1	2	2	2	3	
BRA	163	0	0	0	1	0	5	24	25	54	29	25	
CAN	0	0	0	0	0	0	0	0	0	0	0	0	
CAR	4	0	0	0	0	1	0	2	1	0	0	0	
CHI	0	0	0	0	0	0	0	0	0	0	0	0	
COL	32	0	0	1	0	2	3	6	8	11	0	1	
COR	5	0	0	0	0	0	0	0	3	2	NR	NR	
CUB	9	0	0	0	2	0	0	1	5	1	0	0	
DOR	1	0	0	0	0	0	0	0	1	0	0	0	
ECU	12	0	0	0	0	0	0	2	3	7	0	0	
ELS	13	0	0	0	0	1	0	0	3	7	1	1	
GUT	34	0	0	0	0	1	5	17	11	0	0	0	
HAI	2	0	0	0	0	0	0	0	0	2	NR	NR	
HON	12	0	0	0	0	0	0	0	7	5	0	0	
MEX	70	0	0	0	0	8	4	7	21	27	1	2	
NIC	5	0	1	0	0	0	0	0	2	1	0	1	
PAN	1	0	0	0	0	0	0	1	0	0	0	NR	
PAR	6	0	0	0	1	1	0	1	2	1	0	0	
PER	11	0	0	0	0	1	0	1	1	7	0	1	
URU	2	0	0	0	0	0	1	0	0	1	0	0	
USA	0	0	0	0	0	0	0	0	0	0	0	0	
VEN	60	0	0	3	1	2	7	14	13	17	3	0	
TOTAL	471	0	1	5	6	17	25	77	115	150	38	37	

CAR INCLUDES DATA FROM ALL CAREC MEMBER COUNTRIES  
NR NO REPORT RECEIVED



**Pan American Health Organization**  
**Pan American Sanitary Bureau, Regional Office of the**  
**World Health Organization**

Vol. 5, No.37

**Expanded Program on Immunization**  
**Polio Surveillance in the Americas**

Weekly Bulletin for the  
week ending 15 September 1990

**Last case with wild poliovirus had onset on June 8, 1990 in Mexico.**

Table No. 1  
Status of Analysis of Stool Samples, by Laboratory and Country,  
Weeks 89/38- 90/37

LAB.	CNTRY.	TOTAL *	RATE** per 100,000 <15 yrs	WITHOUT RESULTS			% ISOLA- TION	NEG.	ENTEROVIRUS ISOLATION			CHARACTERIZATION		
				Not yet in Lab	<10 wks	>10 wks			OTHER ENTERO- VIRUS	Pending	Lab.	Vaccine	Wild	
													P1	P3
CAR	DOR	11	0.4	0	0	0	9.1	10	1	0	---	0	0	0
	GUY	1	0.3	0	0	0	100.0	0	1	0	---	0	0	0
	HAI	15	0.6	0	0	0	40.0	9	5	0	CDC	1	0	0
CDC	USA	3	0.0	0	0	0	100.0	0	0	0	CDC	3	0	0
FIO	BOL	42	1.3	8	0	12	22.7	17	1	0	FIO	4	0	0
	BRA	527	1.0	25	29	4	16.0	394	36	1	FIO	38	0	0
	PER	78	0.9	6	4	9	23.7	45	5	2	FIO CDC	2 3	0 2	0 0
INC	COR	11	1.0	1	1	0	33.3	6	3	0	---	0	0	0
	ELS	80	3.3	6	1	0	41.1	43	23	0	CDC	7	0	0
	GUT	84	2.0	0	10	0	40.5	44	26	0	CDC	4	0	0
	HON	51	2.2	1	7	0	20.9	34	7	0	CDC	2	0	0
	NIC	12	0.7	0	0	0	16.7	10	2	0	---	0	0	0
	PAN	11	1.2	0	0	0	27.3	8	3	0	---	0	0	0
IND	MEX	181	0.5	7	32	4	21.0	109	19	0	CDC	4	0	6
INH	VEN	97	1.3	13	7	0	22.1	60	12	5	---	0	0	0
INS	COL	167	1.4	4	12	1	20.0	120	20	3	CDC	6	1	0
	ECU	63	1.4	2	5	1	12.7	48	3	1	CDC	0	3	0
IPK	CUB	11	0.4	6	0	0	20.0	4	1	0	---	0	0	0
MAL	ARG	70	0.7	0	4	0	16.7	55	11	0	---	0	0	0
	PAR	24	1.4	0	1	0	26.1	17	5	1	---	0	0	0
	URU	8	0.9	1	3	0	25.0	3	0	0	MAL	1	0	0
TOTAL		1547	0.7	80	116	31	21.5	1036	184	13		75	6	6

\*\* POPULATION UNDER 15 YEARS OF AGE (GOLD STANDARD: 1/100,000)

\* EACH SAMPLE RELATES TO A PROBABLE CASE

STATUS OF POLIOVIRUS PENDING INTRATYPIC DIFFERENTIATION  
Weeks 89/38 - 90/37

LAB	COUNTRY	POLIOVIRUS												TOTAL
		NOT YET IN LAB				IN LAB < 4 Wks				IN LAB > 4 Wks				
		P1	P2	P3	MIX	P1	P2	P3	MIX	P1	P2	P3	MIX	
CDC	COL	1	0	1	0	0	0	0	1	0	0	0	0	3
	ECU	0	0	1	0	0	0	0	0	0	0	0	0	1
	VEN	0	0	0	1	0	1	3	0	0	0	0	0	5
FIO	PAR	0	1	0	0	0	0	0	0	0	0	0	0	1
	BRA	1	0	0	0	0	0	0	0	0	0	0	0	1
	PER	0	0	0	0	0	0	0	0	0	0	1	1	2
TOTAL		2	1	2	1	0	1	3	1	0	0	1	1	13

Table No. 3  
CONFIRMED CASES OF POLIOMYELITIS, BY WEEK OF ONSET  
(PROVISIONAL DATA)

Table No. 4  
POLIO COMPATIBLE CASES  
WEEKS 1-37, 1990

SITE	TOTAL 1989	CUMULATIVE		WEEKS													
		1989	1990	1- 4	5- 8	9-12	13-16	17-20	21-24	25-28	29-32	33	34	35	36	37	
ARG	0	0	0	0	0	0	0	0	0	0	0	0	0	0	0	0	
BOL	2	2	0	0	0	0	0	0	0	0	0	0	0	0	0	0	
BRA	35	2	0	0	0	0	0	0	0	0	0	0	0	0	0	0	
CAN	0	0	0	0	0	0	0	0	0	0	0	0	0	0	0	0	
CAR	0	0	0	0	0	0	0	0	0	0	0	0	0	0	0	0	
CHI	0	0	0	0	0	0	0	0	0	0	0	0	0	0	0	0	
COL	14	4	0	0	0	0	0	0	0	0	0	0	0	0	0	0	
COR	0	0	0	0	0	0	0	0	0	0	0	0	0	0	0	NR	
CUB	0	0	0	0	0	0	0	0	0	0	0	0	0	0	0	NR	
DOR	0	0	0	0	0	0	0	0	0	0	0	0	0	0	0	0	
ECU	5	2	1	0	0	0	1	0	0	0	0	9	0	0	0	0	
ELS	3	3	0	0	0	0	0	0	0	0	0	0	0	0	0	0	
GUT	3	2	0	0	0	0	0	0	0	0	0	0	0	0	0	0	
HAI	2	2	0	0	0	0	0	0	0	0	0	0	0	NR	NR	0	
HON	1	1	0	0	0	0	0	0	0	0	0	0	0	0	0	0	
MEX	28	8	2	0	1	0	0	0	1	0	0	0	0	0	0	0	
NIC	0	0	0	0	0	0	0	0	0	0	0	0	0	0	0	0	
PAN	0	0	0	0	0	0	0	0	0	0	0	0	0	0	0	NR	
PAR	0	0	0	0	0	0	0	0	0	0	0	0	0	0	0	0	
PER	18	10	1	0	0	0	0	1	0	0	0	0	0	0	0	0	
URU	1	1	0	0	0	0	0	0	0	0	0	0	0	0	0	0	
USA	0	0	0	0	0	0	0	0	0	0	0	0	0	0	0	0	
VEN	16	1	0	0	0	0	0	0	0	0	0	0	0	0	0	0	
TOTAL	128	15	4	0	1	0	1	1	1	0	0	0	0	0	0	0	

SITE	1990
	WEEKS 1-37
ARG	0
BOL	1
BRA	13
CAN	0
CAR	0
CHI	0
COL	2
COR	0
CUB	0
DOR	0
ECU	1
ELS	0
GUT	1
HAI	0
HON	0
MEX	2
NIC	0
PAN	0
PAR	0
PER	1
URU	0
USA	0
VEN	0
TOTAL	20



CONFIRMED POLIO CASES  
WEEKS 1-37, 1990

COUNTRY	SITE STATE	VIRUS TYPE	ONSET
Ecuador	Guayaquil	P1	03/26/90
Mexico	Sinaloa	P3	02/19/90
	Sinaloa	P3	06/08/90
Peru	Cajamarca	P1	04/25/90

Table No. 5  
CASES OF ACUTE FLACCID PARALYSIS UNDER INVESTIGATION,  
BY WEEK OF REPORT

SITE	CUM 1990	WEEKS														
		1- 4	5- 8	9-12	13-16	17-20	21-24	25-28	29-32	33	34	35	36	37		
ARG	24	0	0	0	2	0	0	4	10	2	2	1	1	2		
BOL	6	0	0	1	0	0	1	2	0	0	1	0	1	0		
BRA	149	0	0	0	1	0	5	26	27	18	14	18	10	30		
CAN	0	0	0	0	0	0	0	0	0	0	0	0	0	0		
CAR	4	0	0	0	0	1	0	2	1	0	0	0	0	0		
CHI	103	14	21	9	13	9	10	14	10	1	1	0	0	0		
COL	40	0	5	3	1	6	3	7	13	4	2	4	4	4		
COR	5	0	0	0	0	0	0	0	3	0	1	0	1	NR		
CUB	18	0	0	0	0	2	2	4	10	0	0	0	0	NR		
DOR	1	0	0	0	0	0	0	0	1	0	0	0	0	0		
ECU	16	0	0	0	0	0	0	5	3	2	2	4	0	0		
ELS	15	0	0	0	0	1	0	1	5	2	2	3	0	1		
GUT	34	0	0	0	0	1	5	17	11	0	0	0	0	0		
HAI	2	0	0	0	0	0	0	0	0	0	0	2	NR	NR		
HON	8	0	0	0	0	0	0	0	6	2	0	0	0	0		
MEX	76	0	0	0	0	10	5	10	26	10	2	4	9	0		
NIC	4	0	1	0	0	0	0	0	2	1	0	0	0	0		
PAN	1	0	0	0	0	0	0	1	0	0	0	0	0	NR		
PAR	6	0	0	0	1	1	0	1	2	0	0	0	1	0		
PER	12	0	0	0	0	1	0	1	1	0	0	5	3	1		
URU	3	0	0	0	0	0	1	1	0	0	0	0	1	0		
USA	0	0	0	0	0	0	0	0	0	0	0	0	0	0		
VEN	64	0	0	3	1	2	7	14	13	2	9	6	4	3		
TOTAL	591	14	22	15	18	32	38	109	144	43	35	48	35	38		

CAR INCLUDES DATA FROM ALL CAREC MEMBER COUNTRIES  
NR NO REPORT RECEIVED



**Pan American Health Organization**  
**Pan American Sanitary Bureau, Regional Office of the**  
**World Health Organization**

Vol. 5, No.36

**Expanded Program on Immunization**  
**Polio Surveillance in the Americas**

Weekly Bulletin for the  
week ending 8 September 1990

**Last case with wild poliovirus had onset on June 8, 1990 in Mexico.**

Table No. 1  
Status of Analysis of Stool Samples, by Laboratory and Country,  
Weeks 89/37- 90/36

LAB.	CNTRY.	TOTAL *	RATE** per 100,000 <15 yrs	WITHOUT RESULTS			% ISOLA- TION	NEG.	OTHER ENTERO- VIRUS	ENTEROVIRUS		ISOLATION CHARACTERIZATION			
				Not yet in Lab	<10 wks	>10 wks				Pending	Lab.	Vaccine	Wild		
													P1	P3	
CAR	DOR	11	0.4	0	0	0	9.1	10	1	0	---	0	0	0	
	GUY	1	0.3	0	0	0	100.0	0	1	0	---	0	0	0	
	HAI	15	0.6	0	0	0	40.0	9	5	0	CDC	1	0	0	
CDC	USA	3	0.0	0	0	0	100.0	0	0	0	CDC	3	0	0	
FIO	BOL	40	1.3	6	1	11	22.7	17	1	0	FIO	4	0	0	
	BRA	577	1.1	12	31	9	16.4	439	45	0	FIO	41	0	0	
	PER	81	0.9	11	5	8	26.3	42	6	3	FIO CDC	1 3	1 1	0 0	
INC	COR	10	0.9	0	1	0	33.3	6	3	0	---	0	0	0	
	ELS	82	3.4	5	6	0	42.3	41	22	0	CDC	8	0	0	
	GUT	86	2.0	0	10	0	40.8	45	27	0	CDC	4	0	0	
	HON	53	2.3	1	7	0	20.0	36	7	0	INC	1	0	0	
	NIC	16	0.9	0	0	0	31.3	11	4	0	CDC	1	0	0	
PAN	11	1.2	0	0	0	27.3	8	3	0	---	0	0	0		
IND	MEX	181	0.5	5	32	3	22.7	109	21	0	CDC	4	0	7	
INH	VEN	88	1.2	16	4	0	23.3	56	12	5	---	0	0	0	
INS	COL	158	1.3	9	12	4	19.5	107	16	0	CDC	3	1	0	
	ECU	63	1.4	5	5	1	13.5	45	3	1	INS CDC	1 0	0 3	0 0	
IPK	CUB	11	0.4	6	0	0	20.0	4	1	0	---	0	0	0	
MAL	ARG	69	0.7	0	7	0	17.7	51	11	0	---	0	0	0	
	PAR	24	1.4	0	1	0	26.1	17	5	1	---	0	0	0	
	URU	8	0.9	1	3	0	25.0	3	0	0	MAL	1	0	0	
<b>TOTAL</b>		<b>1588</b>	<b>0.7</b>	<b>77</b>	<b>125</b>	<b>36</b>	<b>22.1</b>	<b>1056</b>	<b>194</b>	<b>10</b>		<b>77</b>	<b>6</b>	<b>7</b>	

\*\* POPULATION UNDER 15 YEARS OF AGE (GOLD STANDARD: 1/100,000)

\* EACH SAMPLE RELATES TO A PROBABLE CASE

STATUS OF POLIOVIRUS PENDING INTRATYPIC DIFFERENTIATION  
Weeks 89/37 - 90/36

LAB	COUNTRY	POLIOVIRUS												TOTAL		
		NOT YET IN LAB				IN LAB < 4 Wks				IN LAB > 4 Wks						
													P1	P2	P3	MIX
CDC	COL	0	0	1	1	1	0	1	0	0	0	0	1	0	5	
	ECU	0	0	1	0	0	0	0	0	0	0	0	0	0	1	
	VEN	0	0	0	0	0	0	0	0	0	0	0	0	0	0	
	FIO		0	1	0	0	0	0	0	0	0	0	0	0	1	
		0	0	0	0	0	0	0	0	0	0	1	2	3		
<b>TOTAL</b>		<b>0</b>	<b>1</b>	<b>2</b>	<b>1</b>	<b>1</b>	<b>0</b>	<b>1</b>	<b>0</b>	<b>0</b>	<b>0</b>	<b>2</b>	<b>2</b>	<b>10</b>		

**Expanded Program on Immunization  
Polio Surveillance in the Americas**

**Weekly Bulletin for the  
week ending 8 September 1990**

**Table No. 3  
CONFIRMED CASES OF POLIOMYELITIS, BY WEEK OF ONSET  
(PROVISIONAL DATA)**

SITE	TOTAL 1989	CUMULATIVE		WEEKS											
		1989	1990	1- 4	5- 8	9-12	13-16	17-20	21-24	25-28	29-32	33	34	35	36
ARG	0	0	0	0	0	0	0	0	0	0	0	0	0	0	0
BOL	2	2	0	0	0	0	0	0	0	0	0	0	0	0	0
BRA	35	2	0	0	0	0	0	0	0	0	0	0	0	0	0
CAN	0	0	0	0	0	0	0	0	0	0	0	0	0	0	0
CAR	0	0	0	0	0	0	0	0	0	0	0	0	0	0	0
CHI	0	0	0	0	0	0	0	0	0	0	0	0	0	0	0
COL	14	4	0	0	0	0	0	0	0	0	0	0	0	0	0
COR	0	0	0	0	0	0	0	0	0	0	0	0	0	0	0
CUB	0	0	0	0	0	0	0	0	0	0	0	0	0	0	0
DOR	0	0	0	0	0	0	0	0	0	0	0	0	0	0	0
ECU	5	2	1	0	0	0	1	0	0	0	0	0	0	0	0
ELS	3	3	0	0	0	0	0	0	0	0	0	0	0	0	0
GUT	3	2	0	0	0	0	0	0	0	0	0	0	0	0	0
HAI	2	2	0	0	0	0	0	0	0	0	0	0	0	0	0
HON	1	1	0	0	0	0	0	0	0	0	0	0	0	0	0
MEX	28	8	2	0	1	0	0	0	1	0	0	0	0	0	0
NIC	0	0	0	0	0	0	0	0	0	0	0	0	0	0	0
PAN	0	0	0	0	0	0	0	0	0	0	0	0	0	0	0
PAR	0	0	0	0	0	0	0	0	0	0	0	0	0	0	0
PER	18	10	1	0	0	0	0	1	0	0	0	0	0	0	0
URU	1	1	0	0	0	0	0	0	0	0	0	0	0	0	0
USA	0	0	0	0	0	0	0	0	0	0	0	0	0	0	0
VEN	16	1	0	0	0	0	0	0	0	0	0	0	0	0	0
<b>TOTAL</b>	<b>128</b>	<b>15</b>	<b>4</b>	<b>0</b>	<b>1</b>	<b>0</b>	<b>1</b>	<b>1</b>	<b>1</b>	<b>0</b>	<b>0</b>	<b>0</b>	<b>0</b>	<b>0</b>	<b>0</b>

**Table No. 4  
POLIO COMPATIBLE CASES  
WEEKS 1-36, 1990**

SITE	WEEKS 1-36
	1990
ARG	0
BOL	1
BRA	12
CAN	0
CAR	0
CHI	0
COL	0
COR	0
CUB	0
DOR	0
ECU	1
ELS	0
GUT	1
HAI	0
HON	0
MEX	2
NIC	0
PAN	0
PAR	0
PER	1
URU	0
USA	0
VEN	0
<b>TOTAL</b>	<b>18</b>

**Table No. 5  
CASES OF ACUTE FLACCID PARALYSIS UNDER INVESTIGATION,  
BY WEEK OF REPORT**

SITE	CUM	WEEKS											
	1990	1- 4	5- 8	9-12	13-16	17-20	21-24	25-28	29-32	33	34	35	36
ARG	23	0	0	0	2	0	0	4	10	2	2	1	2
BOL	4	0	0	1	0	0	0	1	2	0	0	0	0
BRA	140	0	1	0	1	0	7	36	30	21	14	19	11
CAN	0	0	0	0	0	0	0	0	0	0	0	0	0
CAR	4	0	0	0	0	1	0	2	1	0	0	0	0
CHI	76	14	21	9	13	9	10	0	0	0	0	0	0
COL	61	0	5	3	1	6	8	11	13	4	2	4	4
COR	4	0	0	0	0	0	0	0	3	0	1	0	NR
CUB	18	0	0	0	0	2	2	4	10	0	0	0	NR
DOR	1	0	0	0	0	0	0	0	1	0	0	0	0
ECU	16	0	0	0	0	0	0	5	3	2	1	5	0
ELS	16	0	0	0	0	1	0	2	6	3	2	2	0
GUT	34	0	0	0	0	1	5	17	11	0	0	0	0
HAI	2	0	0	0	0	0	0	0	0	0	0	2	NR
HON	8	0	0	0	0	0	0	0	6	2	0	0	NR
MEX	74	0	0	0	0	10	5	10	26	10	2	3	8
NIC	4	0	1	0	0	0	0	0	2	1	0	0	0
PAN	1	0	0	0	0	0	0	1	0	0	0	0	NR
PAR	6	0	0	0	1	1	0	1	2	0	0	0	1
PER	14	0	0	0	0	1	0	3	1	0	0	5	4
URU	2	0	0	0	0	0	1	1	0	0	0	0	NR
USA	0	0	0	0	0	0	0	0	0	0	0	0	0
VEN	61	0	0	3	1	2	7	14	12	2	9	6	5
<b>TOTAL</b>	<b>569</b>	<b>14</b>	<b>28</b>	<b>16</b>	<b>19</b>	<b>34</b>	<b>45</b>	<b>112</b>	<b>139</b>	<b>47</b>	<b>33</b>	<b>47</b>	<b>35</b>

CAR INCLUDES DATA FROM ALL CAREC MEMBER COUNTRIES  
NR NO REPORT RECEIVED

**Polio Compatible**

Acute paralytic illness with compatible residual paralysis at 60 days, or death or loss to follow-up in which there were not at least two adequate stool specimens obtained within two weeks after onset of paralysis and examined in three different laboratories. These cases can be neither confirmed as polio nor discarded as non-polio.





**Pan American Health Organization**  
**Pan American Sanitary Bureau, Regional Office of the**  
**World Health Organization**

Vol. 5, No.35

**Expanded Program on Immunization**  
**Polio Surveillance in the Americas**

Weekly Bulletin for the  
week ending 1 September 1990

**Last case with wild poliovirus had onset on June 8, 1990 in Mexico.**

Table No. 1  
Status of Analysis of Stool Samples, by Laboratory and Country,  
Weeks 89/36- 90/35

LAB.	CNTRY.	TOTAL *	RATE** per 100,000 <15 yrs	WITHOUT RESULTS			% ISOLA- TION	NEG.	ENTEROVIRUS ISOLATION		CHARACTERIZATION			
				Not yet in Lab	<10 wks	>10 wks			OTHER ENTERO- VIRUS	Pending	Lab.	Vaccine	Wild	
												P1	P3	
CAR	DOR	11	0.4	0	0	0	9.1	10	1	0	---	0	0	0
	GUY	1	0.3	0	0	0	100.0	0	1	0	---	0	0	0
	HAI	16	0.6	0	0	0	37.5	10	5	0	CDC	1	0	0
CDC	USA	3	0.0	0	0	0	100.0	0	0	0	CDC	3	0	0
FIO	BOL	37	1.2	4	1	10	22.7	17	1	0	FIO	4	0	0
	BRA	685	1.3	23	72	8	18.0	477	56	6	FIO	43	0	0
	PER	77	0.9	5	7	6	27.1	43	6	3	FIO CDC	1 4	1 1	0 0
INC	COR	10	0.9	1	0	0	33.3	6	3	0	---	0	0	0
	ELS	62	2.6	0	0	0	33.9	41	16	0	CDC	5	0	0
	GUT	88	2.1	0	9	0	41.8	46	29	0	CDC	4	0	0
	HON	54	2.3	1	7	0	21.7	36	8	0	INC	1	0	0
		NIC	16	0.9	0	0	0	31.3	11	4	0	CDC	1	0
	PAN	11	1.2	0	0	0	27.3	8	3	0	---	0	0	0
IND	MEX	178	0.5	0	30	3	22.8	112	22	0	CDC	4	0	7
INH	VEN	81	1.1	7	2	3	21.7	54	10	5	---	0	0	0
INS	COL	160	1.4	4	12	4	19.3	113	17	5	CDC	3	1	0
	ECU	63	1.4	5	5	1	13.5	45	3	1	INS CDC	1 0	0 3	0 0
IPK	CUB	11	0.4	6	0	0	20.0	4	1	0	---	0	0	0
MAL	ARG	71	0.7	0	11	0	20.0	48	12	0	---	0	0	0
	PAR	24	1.4	0	1	0	26.1	17	5	1	---	0	0	0
	URU	8	0.9	1	3	0	25.0	3	0	0	MAL	1	0	0
TOTAL		1667	0.8	57	160	35	22.2	1101	203	21		77	6	7

\*\* POPULATION UNDER 15 YEARS OF AGE (GOLD STANDARD: 1/100,000)

\* EACH SAMPLE RELATES TO A PROBABLE CASE

STATUS OF POLIOVIRUS PENDING INTRATYPIC DIFFERENTIATION  
Weeks 89/36 - 90/35

LAB	COUNTRY	POLIOVIRUS												TOTAL
		NOT YET IN LAB				IN LAB < 4 Wks				IN LAB > 4 Wks				
		P1	P2	P3	MIX	P1	P2	P3	MIX	P1	P2	P3	MIX	
CDC	COL	1	0	2	1	0	0	0	0	0	0	1	0	5
	ECU	0	0	1	0	0	0	0	0	0	0	0	0	1
	VEN	0	1	3	1	0	0	0	0	0	0	0	0	5
FIO	PAR	0	1	0	0	0	0	0	0	0	0	0	0	1
	BRA	4	0	2	0	0	0	0	0	0	0	0	0	6
	PER	0	0	0	0	0	0	0	0	0	0	1	2	3
TOTAL		5	2	8	2	0	0	0	0	0	0	2	2	21

Table No. 3  
CONFIRMED CASES OF POLIOMYELITIS, BY WEEK OF ONSET  
(PROVISIONAL DATA)

SITE	TOTAL 1989	CUMULATIVE		WEEKS										
		1989	1990	1- 4	5- 8	9-12	13-16	17-20	21-24	25-28	29-32	33	34	35
ARG	0	0	0	0	0	0	0	0	0	0	0	0	0	0
BOL	2	2	0	0	0	0	0	0	0	0	0	0	0	0
BRA	35	2	0	0	0	0	0	0	0	0	0	0	0	0
CAN	0	0	0	0	0	0	0	0	0	0	0	0	0	0
CAR	0	0	0	0	0	0	0	0	0	0	0	0	0	0
CHI	0	0	0	0	0	0	0	0	0	0	0	0	0	0
COL	14	4	0	0	0	0	0	0	0	0	0	0	0	0
COR	0	0	0	0	0	0	0	0	0	0	0	0	0	0
CUB	0	0	0	0	0	0	0	0	0	0	0	0	0	0
DOR	0	0	0	0	0	0	0	0	0	0	0	0	0	0
ECU	5	2	1	0	0	0	1	0	0	0	0	0	0	0
ELS	3	3	0	0	0	0	0	0	0	0	0	0	0	0
GUT	3	2	0	0	0	0	0	0	0	0	0	0	0	0
HAI	2	2	0	0	0	0	0	0	0	0	0	0	0	0
HON	1	1	0	0	0	0	0	0	0	0	0	0	0	0
MEX	28	8	2	0	1	0	0	0	1	0	0	0	0	0
NIC	0	0	0	0	0	0	0	0	0	0	0	0	0	0
PAN	0	0	0	0	0	0	0	0	0	0	0	0	0	0
PAR	0	0	0	0	0	0	0	0	0	0	0	0	0	0
PER	18	10	1	0	0	0	0	1	0	0	0	0	0	0
URU	1	1	0	0	0	0	0	0	0	0	0	0	0	0
USA	0	0	0	0	0	0	0	0	0	0	0	0	0	0
VEN	16	1	0	0	0	0	0	0	0	0	0	0	0	0
TOTAL	128	15	4	0	1	0	1	1	1	0	0	0	0	0

Table No. 4  
POLIO COMPATIBLE CASES  
WEEKS 1-35, 1990

SITE	WEEKS 1-35
	1990
ARG	0
BOL	0
BRA	13
CAN	0
CAR	0
CHI	0
COL	0
COR	0
CUB	0
DOR	0
ECU	1
ELS	0
GUT	1
HAI	0
HON	0
MEX	2
NIC	0
PAN	0
PAR	0
PER	0
URU	0
USA	0
VEN	0
TOTAL	17

Table No. 5  
CASES OF ACUTE FLACCID PARALYSIS UNDER INVESTIGATION,  
BY WEEK OF REPORT

SITE	CUM	WEEKS													
		1990	1- 4	5- 8	9-12	13-16	17-20	21-24	25-28	29	30	31	32	33	34
ARG	21	0	0	0	2	0	0	4	2	3	1	4	2	2	1
BOL	9	0	0	1	0	3	2	1	1	0	0	0	0	0	1
BRA	156	0	1	0	1	0	8	48	0	0	9	29	25	15	20
CAN	0	0	0	0	0	0	0	0	0	0	0	0	0	0	0
CAR	4	0	0	0	0	1	0	2	1	0	0	0	0	0	0
CHI	76	14	21	9	13	9	10	0	0	0	0	0	0	0	0
COL	53	0	5	3	1	6	8	10	3	5	0	5	4	1	2
COR	4	0	0	0	0	0	0	0	1	1	0	1	0	1	0
CUB	18	0	0	0	0	2	2	4	7	1	0	2	0	0	0
DOR	1	0	0	0	0	0	0	0	1	0	0	0	0	0	0
ECU	16	0	0	0	0	0	0	5	0	2	0	1	2	1	5
ELS	18	0	0	0	0	1	0	4	2	1	2	1	2	3	2
GUT	34	0	0	0	0	1	5	17	2	4	3	2	0	0	0
HAI	2	0	0	0	0	0	0	0	0	0	0	0	0	0	2
HON	8	0	0	0	0	0	0	0	0	2	1	3	2	0	0
MEX	67	0	0	0	0	10	5	10	4	7	3	14	10	1	3
NIC	4	0	1	0	0	0	0	0	0	1	1	0	1	0	0
PAN	1	0	0	0	0	0	0	1	0	0	0	0	0	0	0
PAR	6	0	0	0	1	1	0	2	0	1	0	1	0	0	0
PER	8	0	0	0	0	1	0	3	0	0	2	1	0	0	1
URU	2	0	0	0	0	0	1	1	0	0	0	0	0	0	0
USA	0	0	0	0	0	0	0	0	0	0	0	0	0	0	0
VEN	50	0	1	3	1	2	6	15	2	1	5	2	2	7	3
TOTAL	558	14	29	16	19	37	47	127	26	29	27	66	50	31	40

CAR INCLUDES DATA FROM ALL CAREC MEMBER COUNTRIES  
NR NO REPORT RECEIVED

**Polio Compatible**

Acute paralytic illness with compatible residual paralysis at 60 days, or death or loss to follow-up in which there were not at least two adequate stool specimens obtained within two weeks after onset of paralysis and examined in three different laboratories. These cases can be neither confirmed as polio nor discarded as non-polio.



**Pan American Health Organization**  
**Pan American Sanitary Bureau, Regional Office of the**  
**World Health Organization**

Vol. 5, No.34

**Expanded Program on Immunization**  
**Polio Surveillance in the Americas**

Weekly Bulletin for the  
week ending 25 August 1990

**Last case with wild poliovirus had onset on June 8, 1990 in Mexico.**

Table No. 1  
Status of Analysis of Stool Samples, by Laboratory and Country,  
Weeks 89/35 - 90/34

LAB.	CNTRY.	TOTAL *	RATE** per 100,000 <15 yrs	WITHOUT RESULTS			% ISOLA- TION	NEG.	ENTEROVIRUS ISOLATION			CHARACTERIZATION		
				Not yet in Lab	<10 wks	>10 wks			OTHER ENTERO- VIRUS	Pending	Lab.	Vaccine	Wild P1 P3	
CAR	DOR	11	0.4	0	0	0	9.1	10	1	0	---	0	0	0
	GUY	1	0.3	0	0	0	100.0	0	1	0	---	0	0	0
	HAI	16	0.6	0	0	0	37.5	10	5	0	CDC	1	0	0
FIO	BOL	38	1.2	4	1	11	22.7	17	1	0	FIO	4	0	0
	BRA	679	1.2	17	74	6	18.0	477	56	8	FIO	41	0	0
	PER	78	0.9	5	6	6	27.9	44	6	3	FIO	2	1	0
											CDC	4	1	0
INC	COR	10	0.9	1	0	0	33.3	6	3	0	---	0	0	0
	ELS	82	3.4	5	2	0	40.0	45	22	3	CDC	5	0	0
	GUT	92	2.2	0	8	0	40.5	50	30	0	CDC	4	0	0
	HON	54	2.3	1	7	0	21.7	36	8	0	INC	1	0	0
											CDC	1	0	0
											CDC	1	0	0
	NIC	16	0.9	0	0	0	31.3	11	4	0	CDC	1	0	0
	PAN	12	1.3	0	0	0	25.0	9	3	0	---	0	0	0
IND	MEX	180	0.5	1	30	3	25.3	109	26	0	CDC	4	0	7
INH	VEN	81	1.1	6	3	2	22.9	54	11	5	---	0	0	0
INS	COL	162	1.4	2	13	3	19.4	116	18	5	CDC	3	1	0
	ECU	57	1.3	7	0	1	12.2	43	3	0	INS	1	0	0
											CDC	0	3	0
IPK	CUB	11	0.4	6	0	0	20.0	4	1	0	---	0	0	0
MAL	ARG	70	0.7	0	10	0	20.0	48	12	0	---	0	0	0
	PAR	24	1.4	0	1	0	26.1	17	5	1	---	0	0	0
	URU	8	0.9	1	3	0	25.0	3	0	0	MAL	1	0	0
<b>TOTAL</b>		<b>1682</b>	<b>1.1</b>	<b>56</b>	<b>158</b>	<b>32</b>	<b>22.8</b>	<b>1109</b>	<b>216</b>	<b>25</b>		<b>73</b>	<b>6</b>	<b>7</b>

\*\* POPULATION UNDER 15 YEARS OF AGE (GOLD STANDARD: 1/100,000)

\* EACH SAMPLE RELATES TO A PROBABLE CASE

STATUS OF POLIOVIRUS PENDING INTRATYPIC DIFFERENTIATION  
Weeks 89/35 - 90/34

LAB	COUNTRY	POLIOVIRUS												TOTAL
		NOT YET IN LAB				IN LAB < 4 Wks				IN LAB > 4 Wks				
		P1	P2	P3	MIX	P1	P2	P3	MIX	P1	P2	P3	MIX	
CDC	COL	1	0	2	1	0	0	0	0	0	0	1	0	5
	ELS	3	0	0	0	0	0	0	0	0	0	0	0	3
	VEN	0	1	3	1	0	0	0	0	0	0	0	0	5
F13 FIO	PAR	0	1	0	0	0	0	0	0	0	0	0	0	1
	BRA	6	0	2	0	0	0	0	0	0	0	0	0	8
	PER	0	0	0	0	0	0	0	0	0	0	1	2	3
<b>TOTAL</b>		<b>10</b>	<b>2</b>	<b>7</b>	<b>2</b>	<b>0</b>	<b>0</b>	<b>0</b>	<b>0</b>	<b>0</b>	<b>0</b>	<b>2</b>	<b>2</b>	<b>25</b>

Table No. 3  
CONFIRMED CASES OF POLIOMYELITIS, BY WEEK OF ONSET  
(PROVISIONAL DATA)

SITE	TOTAL 1989	CUMULATIVE		WEEKS													
		1989	1990	1- 4	5- 8	9-12	13-16	17-20	21-24	25-28	29	30	31	32	33	34	
ARG	0	0	0	0	0	0	0	0	0	0	0	0	0	0	0	0	
BOL	2	2	0	0	0	0	0	0	0	0	0	0	0	0	0	0	
BRA	35	2	0	0	0	0	0	0	0	0	0	0	0	0	0	0	
CAN	0	0	0	0	0	0	0	0	0	0	0	0	0	0	0	0	
CAR	0	0	0	0	0	0	0	0	0	0	0	0	0	0	0	0	
CHI	0	0	0	0	0	0	0	0	0	0	0	0	0	0	0	0	
COL	14	4	0	0	0	0	0	0	0	0	0	0	0	0	0	0	
COR	0	0	0	0	0	0	0	0	0	0	0	0	0	NR	NR	NR	
CUB	0	0	0	0	0	0	0	0	0	0	0	0	0	NR	NR	NR	
DOR	0	0	0	0	0	0	0	0	0	0	0	0	0	0	0	0	
ECU	5	2	1	0	0	0	1	0	0	0	0	0	0	0	0	0	
ELS	3	3	0	0	0	0	0	0	0	0	0	0	0	0	0	0	
GUT	3	2	0	0	0	0	0	0	0	0	0	0	0	0	0	0	
HAI	2	2	0	0	0	0	0	0	0	0	0	0	0	0	0	0	
HON	1	1	0	0	0	0	0	0	0	0	0	0	0	0	0	0	
MEX	28	8	2	0	1	0	0	0	1	0	0	0	0	0	0	0	
NIC	0	0	0	0	0	0	0	0	0	0	0	0	0	0	0	0	
PAN	0	0	0	0	0	0	0	0	0	0	0	0	0	0	0	0	
PAR	0	0	0	0	0	0	0	0	0	0	0	0	0	0	0	0	
PER	18	10	1	0	0	0	0	1	0	0	0	0	0	0	0	0	
URU	1	1	0	0	0	0	0	0	0	0	0	0	0	0	0	0	
USA	0	0	0	0	0	0	0	0	0	0	0	0	0	0	0	0	
VEN	16	1	0	0	0	0	0	0	0	0	0	0	0	0	0	0	
TOTAL	128	15	4	0	1	0	1	1	1	0	0	0	0	0	0	0	

Table No. 4  
POLIO COMPATIBLE CASES  
WEEKS 1-34, 1990

SITE	WEEKS 1-34
	1990
ARG	0
BOL	0
BRA	14
CAN	0
CAR	0
CHI	0
COL	0
COR	0
CUB	0
DOR	0
ECU	1
ELS	0
GUT	1
HAI	0
HON	0
MEX	1
NIC	0
PAN	0
PAR	0
PER	0
URU	0
USA	0
VEN	0
TOTAL	17

Table No. 5  
CASES OF ACUTE FLACCID PARALYSIS UNDER INVESTIGATION,  
BY WEEK OF REPORT

SITE	CUM	WEEKS													
		1990	1- 4	5- 8	9-12	13-16	17-20	21-24	25-28	29	30	31	32	33	34
ARG	20	0	0	0	2	0	0	4	2	3	1	4	2	2	0
BOL	8	0	0	1	0	3	2	1	1	0	0	0	0	0	0
BRA	148	0	1	0	1	2	10	53	0	0	10	31	25	15	0
CAN	0	0	0	0	0	0	0	0	0	0	0	0	0	0	0
CAR	4	0	0	0	0	1	0	2	1	0	0	0	0	0	0
CHI	76	14	21	9	13	9	10	0	0	0	0	0	0	0	0
COL	50	0	5	3	1	6	8	10	3	5	0	5	4	0	0
COR	3	0	0	0	0	0	0	0	1	1	0	1	NR	NR	NR
CUB	18	0	0	0	0	2	2	4	7	1	0	2	NR	NR	NR
DOR	1	0	0	0	0	0	0	0	1	0	0	0	0	0	0
ECU	10	0	0	0	0	0	0	5	0	2	0	1	1	1	1
ELS	17	0	0	0	1	1	0	6	2	1	2	1	2	1	0
GUT	34	0	0	0	0	1	5	17	2	4	3	2	0	0	0
HAI	0	0	0	0	0	0	0	0	0	0	0	0	0	0	0
MEX	67	0	0	0	0	10	6	12	4	7	4	14	9	1	0
NIC	4	0	1	0	0	0	0	0	0	1	1	0	1	0	0
PAN	1	0	0	0	0	0	0	1	0	0	0	0	0	0	0
PAR	6	0	0	0	1	1	0	2	0	1	0	1	0	0	0
PER	8	0	0	0	0	1	0	3	0	0	2	2	0	0	0
URU	4	0	0	0	0	0	2	2	0	0	0	0	0	0	0
USA	0	0	0	0	0	0	0	0	0	0	0	0	0	0	0
VEN	45	0	1	3	1	2	6	15	2	0	5	1	2	0	7
TOTAL	524	14	29	16	20	39	51	137	26	26	28	65	46	27	0

CAR INCLUDES DATA FROM ALL CAREC MEMBER COUNTRIES  
NR NO REPORT RECEIVED

**Polio Compatible**

Acute paralytic illness with compatible residual paralysis at 60 days, or death or loss to follow-up in which there were not at least two adequate stool specimens obtained within two weeks after onset of paralysis and examined in three different laboratories. These cases can be neither confirmed as polio nor discarded non-polio.



**Pan American Health Organization**  
**Pan American Sanitary Bureau, Regional Office of the**  
**World Health Organization**

Vol. 5, No.33

**Expanded Program on Immunization**  
**Polio Surveillance in the Americas**

Weekly Bulletin for the  
week ending 18 August 1990

**Last case with wild poliovirus had onset on June 8, 1990 in Mexico.**

Table No. 1  
Status of Analysis of Stool Samples, by Laboratory and Country,  
Weeks 89/34 - 90/33

LAB.	CNTRY.	TOTAL *	RATE** per 100,000 <15 yrs	WITHOUT RESULTS			% ISOLA- TION	NEG.	OTHER ENTERO- VIRUS	ENTEROVIRUS ISOLATION CHARACTERIZATION				
				Not yet in Lab	<10 wks	>10 wks				Pending	Lab.	Vaccine	Wild	
												P1	P3	
CAR	CUB	9	0.3	8	0	0	100.0	0	1	0	---	0	0	0
	DOR	8	0.3	0	0	0	12.5	7	1	0	---	0	0	0
	GUY	1	0.3	0	0	0	100.0	0	1	0	---	0	0	0
	HAI	16	0.6	0	0	0	37.5	10	5	0	CDC	1	0	0
FIO	BOL	39	1.2	3	1	11	25.0	18	2	0	FIO	4	0	0
	BRA	661	1.2	36	62	8	16.4	464	46	10	FIO	35	0	0
	PER	74	0.8	3	4	6	27.9	44	6	3	FIO CDC	2 4	1 1	0 0
INC	COR	9	0.8	0	0	0	33.3	6	3	0	---	0	0	0
	ELS	79	3.3	3	4	0	41.7	42	22	3	CDC	5	0	0
	GUT	94	2.2	0	10	0	41.7	49	31	0	CDC	4	0	0
	HON	52	2.3	0	5	0	21.3	37	8	0	CDC	2	0	0
	NIC	18	1.0	0	0	0	33.3	12	4	0	CDC	2	0	0
	PAN	13	1.4	0	0	0	30.8	9	4	0	---	0	0	0
IND	MEX	179	0.5	7	23	2	26.5	108	28	2	CDC	2	0	7
INH	VEN	83	1.1	6	8	6	25.4	47	12	4	---	0	0	0
INS	COL	167	1.4	2	13	3	18.8	121	18	5	CDC	3	1	0
	ECU	58	1.3	7	0	1	12.0	44	3	0	INS CDC	1 0	0 3	0 0
MAL	ARG	69	0.7	0	8	0	19.7	49	12	0	---	0	0	0
	CHI	1	0.0	0	0	0	100.0	0	0	1	---	0	0	0
	PAR	23	1.4	0	0	0	26.1	17	5	1	---	0	0	0
	URU	5	0.6	0	1	0	25.0	3	0	0	MAL	1	0	0
TOTAL		1658	1.0	75	139	37	22.7	1087	212	29		66	6	7

\*\* POPULATION UNDER 15 YEARS OF AGE (GOLD STANDARD: 1/100,000)

\* EACH SAMPLE RELATES TO A PROBABLE CASE

STATUS OF POLIOVIRUS PENDING INTRATYPIC DIFFERENTIATION  
Weeks 89/34 - 90/33

LAB	COUNTRY	POLIOVIRUS												TOTAL
		NOT YET IN LAB				IN LAB < 4 Wks				IN LAB > 4 Wks				
		P1	P2	P3	MIX	P1	P2	P3	MIX	P1	P2	P3	MIX	
CDC	COL	1	0	2	1	0	0	0	0	0	0	1	0	5
	ELS	3	0	0	0	0	0	0	0	0	0	0	0	3
	MEX	1	1	0	0	0	0	0	0	0	0	0	0	2
	VEN	0	1	2	1	0	0	0	0	0	0	0	0	4
F13	PAR	0	1	0	0	0	0	0	0	0	0	0	0	1
	BRA	5	3	2	0	0	0	0	0	0	0	0	0	10
F10	PER	0	0	0	0	0	0	0	0	0	0	1	2	3
	CHI	0	0	1	0	0	0	0	0	0	0	0	0	1
TOTAL		10	6	7	2	0	0	0	0	0	0	2	2	29

Table No. 3  
CONFIRMED CASES OF POLIOMYELITIS, BY WEEK OF ONSET  
(PROVISIONAL DATA)

Table No.  
POLIO COMPATIBLE CASE  
WEEKS 1-33, 1990

SITE	TOTAL 1989	CUMULATIVE		WEEKS													SITE	WEEKS 1-33 1990	
		1989	1990	1- 4	5- 8	9-12	13-16	17-20	21-24	25-28	29	30	31	32	33				
ARG	0	0	0	0	0	0	0	0	0	0	0	0	0	0	0	0	0	ARG	0
BOL	2	2	0	0	0	0	0	0	0	0	0	0	0	0	0	0	0	BOL	0
BRA	35	2	0	0	0	0	0	0	0	0	0	0	0	0	0	0	0	BRA	13
CAN	0	0	0	0	0	0	0	0	0	0	0	0	0	0	0	0	0	CAN	0
CAR	0	0	0	0	0	0	0	0	0	0	0	0	0	0	0	0	0	CAR	0
CHI	0	0	0	0	0	0	0	0	0	0	0	0	0	0	0	0	0	CHI	0
COL	14	4	0	0	0	0	0	0	0	0	0	0	0	0	0	0	0	COL	0
COR	0	0	0	0	0	0	0	0	0	0	0	0	0	0	0	0	NR	COR	0
CUB	0	0	0	0	0	0	0	0	0	0	0	0	0	0	0	0	NR	CUB	0
DOR	0	0	0	0	0	0	0	0	0	0	0	0	0	0	0	0	0	DOR	0
ECU	5	2	1	0	0	0	1	0	0	0	0	0	0	0	0	0	0	ECU	1
ELS	3	3	0	0	0	0	0	0	0	0	0	0	0	0	0	0	0	ELS	1
GUT	3	2	0	0	0	0	0	0	0	0	0	0	0	0	0	0	0	GUT	1
HAI	2	2	0	0	0	0	0	0	0	0	0	0	0	0	0	0	NR	HAI	0
HON	1	1	0	0	0	0	0	0	0	0	0	0	0	0	0	0	0	HON	0
MEX	28	8	2	0	1	0	0	0	1	0	0	0	0	0	0	0	0	MEX	2
NIC	0	0	0	0	0	0	0	0	0	0	0	0	0	0	0	0	0	NIC	0
PAN	0	0	0	0	0	0	0	0	0	0	0	0	0	0	0	0	NR	PAN	0
PAR	0	0	0	0	0	0	0	0	0	0	0	0	0	0	0	0	0	PAR	0
PER	18	10	1	0	0	0	0	1	0	0	0	0	0	0	0	0	0	PER	0
URU	1	1	0	0	0	0	0	0	0	0	0	0	0	0	0	0	NR	URU	0
USA	0	0	0	0	0	0	0	0	0	0	0	0	0	0	0	0	0	USA	0
VEN	16	1	0	0	0	0	0	0	0	0	0	0	0	0	0	0	NR	VEN	0
TOTAL	128	15	4	0	1	0	1	1	1	0	0	0	0	0	0	0	TOTAL	18	

Table No. 5  
CASES OF ACUTE FLACCID PARALYSIS UNDER INVESTIGATION,  
BY WEEK OF REPORT

SITE	CUM	WEEKS												
		1990	1- 4	5- 8	9-12	13-16	17-20	21-24	25-28	29	30	31	32	33
ARG	23	0	0	0	2	0	2	5	4	3	1	4	2	
BOL	9	0	0	2	0	3	2	1	1	0	0	0	0	
BRA	170	0	1	0	2	1	17	76	0	0	16	31	26	
CAN	0	0	0	0	0	0	0	0	0	0	0	0	0	
CAR	6	0	0	0	0	3	0	2	1	0	0	0	0	
CHI	76	14	21	9	10	0	0	0	0	0	0	0	0	
COL	50	0	5	3	1	6	8	10	3	5	0	5	4	
COR	2	0	0	0	0	0	0	0	1	1	0	0	NR	
CUB	16	0	0	0	0	2	2	4	7	1	0	0	NR	
DOR	1	0	0	0	0	0	0	0	1	0	0	0	0	
ECU	9	0	0	0	0	0	0	5	0	2	0	1	1	
ELS	15	0	0	0	0	1	0	6	2	1	2	1	2	
GUT	34	0	0	0	0	1	5	17	2	4	3	2	0	
HAI	4	0	0	0	1	1	1	1	0	0	0	0	NR	
HON	5	0	0	0	0	0	0	0	0	2	1	1	1	
MEX	69	0	0	1	0	11	7	15	5	8	4	10	8	
NIC	4	0	1	0	0	0	0	0	1	1	0	0	1	
PAN	1	0	0	0	0	0	0	1	0	0	0	0	NR	
PAR	5	0	0	0	1	1	0	2	0	1	0	0	0	
PER	10	0	0	0	0	1	0	3	1	0	2	2	1	
URU	4	0	0	0	0	0	2	2	0	0	0	0	NR	
USA	0	0	0	0	0	0	0	0	0	0	0	0	0	
VEN	37	0	1	3	2	2	7	14	2	0	5	1	NR	
TOTAL	550	14	29	18	20	33	53	164	30	29	35	58	46	



**Polio Compatible**

Acute paralytic illness with compatible residual paralysis at 60 days, or death or loss to follow-up in which there were not at least two adequate stool specimens obtained within two weeks after onset of paralysis and examined in three different laboratories. These cases can be neither confirmed polio nor discarded as non-polio.

CAR INCLUDES DATA FROM ALL CAREC MEMBER COUNTRIES  
NR NO REPORT RECEIVED



**Pan American Health Organization**  
**Pan American Sanitary Bureau, Regional Office of the**  
**World Health Organization**

Vol. 5, No.32

**Expanded Program on Immunization**  
**Polio Surveillance in the Americas**

Weekly Bulletin for the  
week ending 11 August 1990

**Last case with wild poliovirus had onset on April 25, 1990 in Peru.**

Table No. 1  
Status of Analysis of Stool Samples, by Laboratory and Country,  
Weeks 89/33 - 90/32

LAB.	CNTRY.	TOTAL *	RATE** per 100,000 <15 yrs	WITHOUT RESULTS			% ISOLA- TION	NEG.	ENTEROVIRUS ISOLATION			CHARACTERIZATION		
				Not yet in Lab	<10 wks	>10 wks			OTHER ENTERO- VIRUS	Pending	Lab.	Vaccine	Wild P1 P3	
CAR	CUB	9	0.3	8	0	0	100.0	0	1	0	---	0	0	0
	DOR	8	0.3	0	0	0	12.5	7	1	0	---	0	0	0
	GUY	1	0.3	0	0	0	100.0	0	1	0	---	0	0	0
	HAI	16	0.6	0	1	0	40.0	9	5	0	CDC	1	0	0
FIO	BOL	39	1.2	3	4	11	19.0	17	1	0	FIO	3	0	0
	BRA	469	0.9	1	19	2	15.2	379	38	5	FIO	25	0	0
	PER	77	0.9	3	4	6	29.7	45	6	3	FIO	4	1	0
											CDC	4	1	0
INC	COR	9	0.8	0	1	0	37.5	5	3	0	---	0	0	0
	ELS	80	3.3	3	4	0	39.7	44	21	3	CDC	5	0	0
	GUT	97	2.3	0	10	0	42.5	50	32	0	CDC	5	0	0
	HON	48	2.1	2	0	0	19.6	37	7	0	CDC	2	0	0
	NIC	18	1.0	0	0	0	33.3	12	4	0	CDC	2	0	0
	PAN	13	1.4	0	2	0	27.3	8	3	0	---	0	0	0
IND	MEX	167	0.5	13	4	2	26.4	109	29	4	CDC	0	0	6
INH	VEN	83	1.1	8	10	5	25.0	45	10	5	---	0	0	0
INS	COL	168	1.4	2	13	3	17.3	124	17	4	CDC	3	1	0
	ECU	58	1.3	5	4	1	12.5	42	2	1	INS	1	0	0
MAL	ARG	70	0.7	0	8	0	21.0	49	13	0	---	0	0	0
	CHI	1	0.0	0	0	0	100.0	0	0	1	---	0	0	0
	PAR	23	1.4	1	0	1	23.8	16	5	0	---	0	0	0
	URU	5	0.6	0	1	0	25.0	3	0	0	MAL	1	0	0
TOTAL		1459	0.9	49	85	31	22.6	1001	199	26		56	6	6

\*\* POPULATION UNDER 15 YEARS OF AGE (GOLD STANDARD: 1/100,000)

\* EACH SAMPLE RELATES TO A PROBABLE CASE

STATUS OF POLIOVIRUS PENDING INTRATYPIC DIFFERENTIATION  
Weeks 89/33 - 90/32

LAB	COUNTRY	POLIOVIRUS												TOTAL
		NOT YET IN LAB				IN LAB < 4 Wks				IN LAB > 4 Wks				
		P1	P2	P3	MIX	P1	P2	P3	MIX	P1	P2	P3	MIX	
CDC	COL	1	0	1	1	0	0	0	0	0	0	1	0	4
	ECU	0	0	0	0	0	0	0	0	1	0	0	0	1
	ELS	2	0	1	0	0	0	0	0	0	0	0	0	3
	MEX	1	1	1	0	0	0	1	0	0	0	0	0	4
	VEN	0	1	3	1	0	0	0	0	0	0	0	0	5
FIO	BRA	3	2	0	0	0	0	0	0	0	0	0	0	5
	PER	0	0	0	0	0	0	0	0	0	0	1	2	3
MAL	CHI	0	0	1	0	0	0	0	0	0	0	0	0	1
TOTAL		7	4	7	2	0	0	1	0	1	0	2	2	26

Table No. 3  
CONFIRMED CASES OF POLIOMYELITIS, BY WEEK OF ONSET  
(PROVISIONAL DATA)

SITE	TOTAL 1989	CUMULATIVE		WEEKS											
		1989	1990	1- 4	5- 8	9-12	13-16	17-20	21-24	25-28	29	30	31	32	
ARG	0	0	0	0	0	0	0	0	0	0	0	0	0	0	
BOL	2	2	0	0	0	0	0	0	0	0	0	0	0	0	
BRA	35	2	0	0	0	0	0	0	0	0	0	0	0	0	
CAN	0	0	0	0	0	0	0	0	0	0	0	0	0	0	
CAR	0	0	0	0	0	0	0	0	0	0	0	0	0	0	
CHI	0	0	0	0	0	0	0	0	0	0	0	0	0	0	
COL	14	4	0	0	0	0	0	0	0	0	0	0	0	0	
COR	0	0	0	0	0	0	0	0	0	0	0	NR	NR	NR	
CUB	0	0	0	0	0	0	0	0	0	0	0	NR	NR	NR	
DOR	0	0	0	0	0	0	0	0	0	0	0	0	NR	NR	
ECU	5	2	1	0	0	0	1	0	0	0	0	0	0	0	
ELS	3	3	0	0	0	0	0	0	0	0	0	0	0	0	
GUT	3	2	0	0	0	0	0	0	0	0	0	0	0	0	
HAI	2	2	0	0	0	0	0	0	0	0	0	0	0	0	
HON	1	1	0	0	0	0	0	0	0	0	0	0	NR	NR	
MEX	28	8	1	0	1	0	0	0	0	0	0	0	0	0	
NIC	0	0	0	0	0	0	0	0	0	0	0	0	0	0	
PAN	0	0	0	0	0	0	0	0	0	0	0	0	NR	NR	
PAR	0	0	0	0	0	0	0	0	0	0	0	0	0	0	
PER	18	10	1	0	0	0	0	1	0	0	0	0	0	0	
URU	1	1	0	0	0	0	0	0	0	0	0	0	0	0	
USA	0	0	0	0	0	0	0	0	0	0	0	0	0	0	
VEN	16	1	0	0	0	0	0	0	0	0	0	0	0	0	
TOTAL	128	15	3	0	1	0	1	1	0	0	0	0	0	0	

Table No. 4  
POLIO COMPATIBLE CASES  
WEEKS 1-32, 1990

SITE	WEEKS 1-32	
	1990	
ARG	0	0
BOL	0	0
BRA	12	0
CAN	0	0
CAR	0	0
CHI	0	0
COL	0	0
COR	0	0
CUB	0	0
DOR	0	0
ECU	1	0
ELS	1	0
GUT	1	0
HAI	0	0
HON	0	0
MEX	1	0
NIC	0	0
PAN	0	0
PAR	0	0
PER	0	0
URU	0	0
USA	0	0
VEN	0	0
TOTAL	16	0

Table No. 5  
CASES OF ACUTE FLACCID PARALYSIS UNDER INVESTIGATION,  
BY WEEK OF REPORT

SITE	CUM 1990	WEEKS											
		1- 4	5- 8	9-12	13-16	17-20	21-24	25-28	29	30	31	32	
ARG	21	0	0	0	2	0	2	5	4	3	1	4	0
BOL	12	0	0	1	0	4	4	2	1	0	0	0	0
BRA	163	0	2	1	3	2	20	85	1	0	16	33	0
CAN	0	0	0	0	0	0	0	0	0	0	0	0	0
CAR	6	0	0	0	0	3	0	2	1	0	0	0	0
CHI	76	14	21	9	13	9	10	0	0	0	0	0	0
COL	47	0	5	4	1	6	8	10	3	5	0	5	0
COR	2	0	0	0	0	0	0	0	1	1	NR	NR	NR
CUB	16	0	0	0	0	2	2	4	7	1	NR	NR	NR
DOR	2	0	0	0	0	0	0	1	1	0	0	NR	NR
ECU	10	0	0	0	0	0	3	6	0	1	0	0	0
ELS	16	0	0	0	0	1	3	6	2	1	2	1	0
GUT	33	0	0	0	0	1	5	16	2	4	3	2	0
HAI	4	0	0	0	1	1	1	1	0	0	0	0	0
HON	4	0	0	1	0	0	0	1	0	2	0	NR	NR
MEX	64	0	0	1	1	12	9	16	4	11	3	7	0
NIC	3	0	1	0	0	0	0	0	0	1	1	0	0
PAN	1	0	0	0	0	0	0	1	0	0	0	NR	NR
PAR	5	0	0	0	1	1	0	2	0	1	0	0	0
PER	9	0	0	0	0	1	0	3	1	0	1	3	0
URU	4	0	0	0	0	0	2	2	0	0	0	0	0
USA	0	0	0	0	0	0	0	0	0	0	0	0	0
VEN	37	0	1	3	2	2	7	14	2	0	5	1	0
TOTAL	535	14	30	20	24	45	76	177	30	31	32	56	0

CAR INCLUDES DATA FROM ALL CAREC MEMBER COUNTRIES  
NR NO REPORT RECEIVED

### Polio Compatible

Acute paralytic illness with compatible residual paralysis at 60 days, or death or loss to follow-up in which there were not at least two adequate stool specimens obtained within two weeks after onset of paralysis and examined in three different laboratories. These cases can be neither confirmed as polio nor discarded as non-polio.





**Pan American Health Organization**  
**Pan American Sanitary Bureau, Regional Office of the**  
**World Health Organization**

Vol. 5, No.31

**Expanded Program on Immunization**  
**Polio Surveillance in the Americas**

Weekly Bulletin for the  
week ending 4 August 1990

**Last case with wild poliovirus had onset on April 25, 1990 in Peru.**

Table No. 1  
Status of Analysis of Stool Samples, by Laboratory and Country,  
Weeks 89/32 - 90/31

LAB.	CNTRY.	TOTAL *	RATE** per 100,000 <15 yrs	WITHOUT RESULTS			% ISOLA- TION	NEG.	ENTEROVIRUS ISOLATION			CHARACTERIZATION		
				Not yet in Lab	<10 wks	>10 wks			OTHER ENTERO- VIRUS	Pending	Lab.	Vaccine	Wild	
												P1	P3	
CAR	CUB	6	0.2	4	0	0	0.0	0	0	0	---	0	0	0
	DOR	8	0.3	0	1	0	14.3	6	1	0	---	0	0	0
	GUY	1	0.3	0	0	0	100.0	0	1	0	---	0	0	0
	HAI	16	0.6	0	2	0	35.7	9	4	0	CDC	1	0	0
FIO	BOL	39	1.3	3	7	8	18.2	18	1	0	FIO	2	0	0
	BRA	547	1.0	4	33	3	15.8	427	44	5	FIO	31	0	0
	PER	80	0.9	3	5	5	28.4	48	6	3	FIO CDC	4 1	1 0	0 0
INC	COR	9	0.8	0	1	0	37.5	5	3	0	---	0	0	0
	ELS	81	3.4	2	3	0	39.5	46	22	3	CDC	5	0	0
	GUT	95	2.3	0	11	0	41.7	49	30	0	CDC	5	0	0
	HON	49	2.1	2	0	0	19.1	38	7	0	CDC	2	0	0
	NIC	18	1.0	0	0	0	33.3	12	4	0	CDC	2	0	0
	PAN	13	1.4	0	2	0	27.3	8	3	0	---	0	0	0
LSP	MEX	165	0.5	12	9	2	23.9	108	25	3	CDC	0	0	6
INH	VEN	74	1.0	8	6	3	22.8	44	10	3	---	0	0	0
INS	COL	157	1.3	0	13	3	19.9	113	19	4	CDC	3	1	0
	ECU	58	1.3	5	4	1	12.5	42	2	1	INS CDC	1 0	0 3	0 0
MAL	ARG	67	0.7	0	6	0	23.0	47	14	0	---	0	0	0
	PAR	23	1.4	1	0	1	23.8	16	5	0	---	0	0	0
	URU	5	0.6	0	1	0	0.0	4	0	0	---	0	0	0
<b>TOTAL</b>		<b>1511</b>	<b>0.9</b>	<b>44</b>	<b>104</b>	<b>26</b>	<b>22.3</b>	<b>1040</b>	<b>203</b>	<b>22</b>		<b>60</b>	<b>6</b>	<b>6</b>

\*\* POPULATION UNDER 15 YEARS OF AGE (GOLD STANDARD: 1/100,000)

\* EACH SAMPLE RELATES TO A PROBABLE CASE

STATUS OF POLIOVIRUS PENDING INTRATYPIC DIFFERENTIATION  
Weeks 89/32 - 90/31

LAB	COUNTRY	POLIOVIRUS												TOTAL
		NOT YET IN LAB				IN LAB < 4 Wks				IN LAB > 4 Wks				
		P1	P2	P3	MIX	P1	P2	P3	MIX	P1	P2	P3	MIX	
CDC	COL	1	0	1	1	0	0	0	0	0	0	1	0	4
	ECU	0	0	0	0	0	0	0	0	1	0	0	0	1
	ELS	2	0	1	0	0	0	0	0	0	0	0	0	3
	MEX	1	1	0	0	0	0	1	0	0	0	0	0	3
	VEN	0	0	1	2	0	0	0	0	0	0	0	0	3
FIO	BRA	3	2	0	0	0	0	0	0	0	0	0	0	5
	PER	0	0	0	0	0	0	0	0	0	0	1	2	3
<b>TOTAL</b>		<b>7</b>	<b>3</b>	<b>3</b>	<b>3</b>	<b>0</b>	<b>0</b>	<b>1</b>	<b>0</b>	<b>1</b>	<b>0</b>	<b>2</b>	<b>2</b>	<b>22</b>

Table No. 3  
CONFIRMED CASES OF POLIOMYELITIS, BY WEEK OF ONSET  
(PROVISIONAL DATA)

SITE	TOTAL 1989	CUMULATIVE		WEEKS												
		1989	1990	1- 4	5- 8	9-12	13-16	17-20	21-24	25	26	27	28	29	30	31
ARG	0	0	0	0	0	0	0	0	0	0	0	0	0	0	0	0
BOL	0	0	0	0	0	0	0	0	0	0	0	0	0	0	0	0
BRA	2	2	0	2	3	2	2	2	1	0	0	0	0	0	0	0
CAN	0	0	0	0	0	0	0	0	0	0	0	0	0	0	0	0
CAR	0	0	0	0	0	0	0	0	0	0	0	0	0	0	0	0
CHI	0	0	0	0	0	0	0	0	0	0	0	0	0	0	0	0
COL	5	4	0	0	0	0	0	0	0	0	0	0	0	0	0	0
COR	0	0	0	0	0	0	0	0	0	0	0	0	0	0	0	0
CUB	0	0	0	0	0	0	0	0	0	0	0	0	0	0	0	0
DOR	0	0	0	0	0	0	0	0	0	0	0	0	0	0	0	0
ECU	2	0	1	0	0	0	1	1	0	0	0	0	0	0	0	0
ELS	0	0	0	0	1	0	0	0	0	0	0	0	0	0	0	0
GUT	0	0	0	0	0	0	1	0	0	0	0	0	0	0	0	0
HAI	0	0	0	0	0	0	0	0	0	0	0	0	0	0	0	0
HON	0	0	0	0	0	0	0	0	0	0	0	0	0	0	0	0
MEX	13	8	1	1	1	0	0	0	0	0	0	0	0	0	0	0
NIC	0	0	0	0	0	0	0	0	0	0	0	0	0	0	0	0
PAN	0	0	0	0	0	0	0	0	0	0	0	0	0	0	0	0
PAR	0	0	0	0	0	0	0	0	0	0	0	0	0	0	0	0
PER	1	0	1	0	0	0	0	1	0	0	0	0	0	0	0	0
URU	0	0	0	0	0	0	0	0	0	0	0	0	0	0	0	0
USA	0	0	0	0	0	0	0	0	0	0	0	0	0	0	0	0
VEN	1	1	0	0	0	0	0	0	0	0	0	0	0	0	0	0
TOTAL	24	15	3	0	1	0	1	1	0	0	0	0	0	0	0	0

Table No. 4  
POLIO COMPATIBLE CASES  
WEEKS 1-31, 1990

SITE	WEEKS 1-31
	1990
ARG	0
BOL	0
BRA	11
CAN	0
CAR	0
CHI	0
COL	0
COR	0
CUB	0
DOR	0
ECU	1
ELS	1
GUT	1
HAI	0
HON	0
MEX	1
NIC	0
PAN	0
PAR	0
PER	0
URU	0
USA	0
VEN	0
TOTAL	15

Table No. 5  
CASES OF ACUTE FLACCID PARALYSIS UNDER INVESTIGATION,  
BY WEEK OF REPORT

SITE	CUM	WEEKS													
		1990	1- 4	5- 8	9-12	13-16	17-20	21-24	25	26	27	28	29	30	31
ARG	19	0	0	0	2	0	4	1	0	2	2	4	3	1	
BOL	12	0	0	1	0	4	4	1	1	0	0	1	0	0	
BRA	166	0	4	1	5	11	25	17	84	2	0	1	0	16	
CAN	0	0	0	0	0	0	0	0	0	0	0	0	0	0	
CAR	6	0	0	0	0	3	0	0	1	1	0	1	0	0	
CHI	76	14	21	9	13	9	10	0	0	0	0	0	0	0	
COL	53	0	6	5	1	7	13	6	2	4	2	3	4	0	
COR	2	0	0	0	0	0	0	0	0	0	0	1	1	NR	
CUB	13	0	0	0	0	2	2	0	0	2	1	6	NR	NR	
DOR	2	0	0	0	0	0	0	0	0	1	0	1	0	0	
ECU	10	0	0	0	0	0	3	1	0	2	3	0	1	0	
ELS	16	0	0	0	0	1	5	0	1	4	1	2	1	1	
GUT	39	0	0	0	1	4	6	5	6	4	5	1	4	3	
HAI	5	0	0	0	1	1	2	0	1	0	0	0	0	NR	
HON	4	0	0	1	0	0	0	1	0	0	0	0	2	0	
MEX	62	0	0	1	2	15	13	5	5	7	2	2	8	2	
NIC	3	0	1	0	0	0	0	0	0	0	0	0	1	1	
PAN	1	0	0	0	0	0	0	0	0	1	0	0	0	0	
PAR	7	0	0	0	1	1	1	0	1	0	1	0	2	0	
PER	6	0	0	0	0	1	0	0	2	0	1	1	0	1	
URU	4	0	0	0	0	0	2	1	1	0	0	0	0	0	
USA	0	0	0	0	0	0	0	0	0	0	0	0	0	0	
VEN	33	0	1	3	2	3	7	3	1	6	2	2	0	3	
TOTAL	539	14	33	21	28	62	97	41	106	36	20	26	27	28	



**Polio Compatible**

Acute paralytic illness with compatible residual paralysis at 60 days, or death or loss to follow-up in which there were not at least two adequate stool specimens obtained within two weeks after onset of paralysis and examined in three different laboratories. These cases can be neither confirmed as polio nor discarded as non-polio.

CAR INCLUDES DATA FROM ALL CAREC MEMBER COUNTRIES  
NR NO REPORT RECEIVED



**Pan American Health Organization**  
**Pan American Sanitary Bureau, Regional Office of the**  
**World Health Organization**

Vol. 5, No.30

**Expanded Program on Immunization**  
**Polio Surveillance in the Americas**

Weekly Bulletin for the  
 week ending 28 July 1990

**Last case with wild poliovirus had onset on April 25, 1990 in Peru.**

Table No. 1  
 Status of Analysis of Stool Samples, by Laboratory and Country,  
 Weeks 89/31 - 90/30

LAB.	CNTRY.	TOTAL *	RATE** per 100,000 <15 yrs	WITHOUT RESULTS			% ISOLA- TION	NEG.	OTHER ENTERO- VIRUS	Pending	ENTEROVIRUS ISOLATION CHARACTERIZATION			
				Not yet in Lab	<10 wks	>10 wks					Lab.	Vaccine	Wild P1	P3
CAR	CUB	4	0.2	4	0	0	0.0	0	0	0	---	0	0	0
	DOR	8	0.3	0	1	0	14.3	6	1	0	---	0	0	0
	GUY	1	0.3	0	0	0	100.0	0	1	0	---	0	0	0
	HAI	14	0.5	0	0	0	35.7	9	4	0	CDC	1	0	0
FIO	BOL	38	1.2	0	5	4	17.2	24	2	1	FIO	2	0	0
	BRA	720	1.3	21	79	8	17.8	503	53	7	FIO	49	0	0
	PER	81	0.9	2	6	5	27.9	49	6	3	FIO	4	1	0
											CDC	4	1	0
INC	COR	9	0.8	0	2	0	42.9	4	3	0	---	0	0	0
	ELS	82	3.4	2	3	0	39.0	47	23	2	CDC	5	0	0
	GUT	89	2.1	0	12	0	41.6	45	27	0	CDC	5	0	0
	HON	49	2.1	2	0	0	21.3	37	8	0	CDC	2	0	0
	NIC	18	1.0	0	0	0	33.3	12	4	0	CDC	2	0	0
	PAN	11	1.2	0	0	0	27.3	8	3	0	---	0	0	0
LSP	MEX	163	0.5	5	11	0	23.1	113	25	2	CDC	1	0	6
INH	VEN	76	1.0	7	6	3	23.3	46	11	3	---	0	0	0
INS	COL	159	1.3	0	13	3	20.3	114	20	4	CDC	3	1	0
	ECU	58	1.3	5	4	1	12.5	42	2	1	INS CDC	1 0	0 3	0 0
MAL	ARG	60	0.6	0	4	0	23.2	43	13	0	---	0	0	0
	PAR	23	1.4	1	0	1	23.8	16	5	0	---	0	0	0
	URU	6	0.7	0	1	0	0.0	5	0	0	---	0	0	0
TOTAL		1669	1.0	49	147	25	22.6	1123	211	23		79	6	6

\*\* POPULATION UNDER 15 YEARS OF AGE (GOLD STANDARD: 1/100,000)

\* EACH SAMPLE RELATES TO A PROBABLE CASE

STATUS OF POLIOVIRUS PENDING INTRATYPIC DIFFERENTIATION  
 Weeks 89/31 - 90/30

LAB	COUNTRY	POLIOVIRUS												TOTAL
		NOT YET IN LAB				IN LAB < 4 wks				IN LAB > 4 wks				
		P1	P2	P3	MIX	P1	P2	P3	MIX	P1	P2	P3	MIX	
CDC	COL	1	0	1	1	0	0	0	0	0	0	1	0	4
	ECU	0	0	0	0	0	0	0	0	1	0	0	0	1
	ELS	2	0	0	0	0	0	0	0	0	0	0	0	2
	MEX	0	0	0	0	0	0	1	0	1	0	0	0	2
FIO	VEN	0	0	1	2	0	0	0	0	0	0	0	0	3
	BOL	0	0	0	1	0	0	0	0	0	0	0	0	1
	BRA	4	2	1	0	0	0	0	0	0	0	0	0	7
	PER	0	0	0	0	0	0	0	0	0	0	1	2	3
TOTAL		7	2	3	4	0	0	1	0	2	0	2	2	23

Table No. 3  
CONFIRMED CASES OF POLIOMYELITIS, BY WEEK OF ONSET  
(PROVISIONAL DATA)

SITE	TOTAL 1989	CUMULATIVE		WEEKS											
		1989	1990	1- 4	5- 8	9-12	13-16	17-20	21-24	25	26	27	28	29	30
ARG	0	0	0	0	0	0	0	0	0	0	0	0	0	0	0
BOL	0	0	0	0	0	0	0	0	0	0	0	0	0	0	0
BRA	2	2	0	0	0	0	0	0	0	0	0	0	0	0	0
CAN	0	0	0	0	0	0	0	0	0	0	0	0	0	0	0
CAR	0	0	0	0	0	0	0	0	0	0	0	0	0	0	NR
CHI	0	0	0	0	0	0	0	0	0	0	0	0	0	0	0
COL	5	4	0	0	0	0	0	0	0	0	0	0	0	0	0
COR	0	0	0	0	0	0	0	0	0	0	0	0	0	0	0
CUB	0	0	0	0	0	0	0	0	0	0	0	0	0	0	NR
DOR	0	0	0	0	0	0	0	0	0	0	0	0	0	0	0
ECU	2	0	1	0	0	0	1	0	0	0	0	0	0	0	0
ELS	0	0	0	0	0	0	0	0	0	0	0	0	0	0	0
GUT	0	0	0	0	0	0	0	0	0	0	0	0	0	0	0
HAI	0	0	0	0	0	0	0	0	0	0	0	0	0	0	NR
HON	0	0	0	0	0	0	0	0	0	0	0	0	0	0	0
MEX	13	8	1	0	1	0	0	0	0	0	0	0	0	0	0
NIC	0	0	0	0	0	0	0	0	0	0	0	0	0	0	NR
PAN	0	0	0	0	0	0	0	0	0	0	0	0	0	0	NR
PAR	0	0	0	0	0	0	0	0	0	0	0	0	0	0	0
PER	1	0	1	0	0	0	0	1	0	0	0	0	0	0	0
URU	0	0	0	0	0	0	0	0	0	0	0	0	0	0	NR
USA	0	0	0	0	0	0	0	0	0	0	0	0	0	0	0
VEN	1	1	0	0	0	0	0	0	0	0	0	0	0	0	0
TOTAL	24	15	3	0	1	0	1	1	0	0	0	0	0	0	0

Table No. 4  
POLIO COMPATIBLE CASES  
WEEKS 1-30, 1990

SITE	WEEKS 1-30
	1990
ARG	0
BOL	0
BRA	9
CAN	0
CAR	0
CHI	0
COL	0
COR	0
CUB	0
DOR	0
ECU	0
ELS	1
GUT	0
HAI	0
HON	0
MEX	1
NIC	0
PAN	0
PAR	0
PER	0
URU	0
USA	0
VEN	0
TOTAL	11

Table No. 5  
CASES OF ACUTE FLACCID PARALYSIS UNDER INVESTIGATION,  
BY WEEK OF REPORT

SITE	TOTAL 1989	CUM 1990	WEEKS											
			1- 4	5- 8	9-12	13-16	17-20	21-24	25	26	27	28	29	30
ARG	0	20	0	0	0	2	2	6	2	0	2	2	3	1
BOL	0	7	0	0	1	0	1	2	1	0	1	0	0	1
BRA	0	160	0	6	1	7	11	30	23	77	2	2	2	0
CAN	0	0	0	0	0	0	0	0	0	0	0	0	0	0
CAR	0	6	0	0	0	0	3	0	0	1	1	0	1	NR
CHI	0	0	0	0	0	0	0	0	0	0	0	0	0	0
COL	0	60	0	6	5	1	9	16	6	2	4	4	3	4
COR	0	2	0	0	0	0	0	0	0	0	0	0	1	1
CUB	0	13	0	0	0	0	2	2	0	0	2	1	6	NR
DOR	0	2	0	0	0	0	0	0	0	0	1	0	1	0
ECU	2	10	0	0	0	0	0	4	1	0	2	3	0	1
ELS	0	17	0	0	0	0	1	7	0	1	4	1	2	1
GUT	0	31	0	0	0	1	4	6	5	7	3	5	0	0
HAI	0	5	0	0	0	1	1	2	0	1	0	0	0	NR
HON	0	4	0	0	1	0	0	0	1	0	0	0	0	0
MEX	0	58	0	1	4	3	15	14	5	5	7	2	1	1
NIC	0	1	0	1	0	0	0	0	0	0	0	0	0	NR
PAN	0	1	0	0	0	0	0	0	0	0	1	0	0	NR
PAR	0	7	0	0	0	1	1	1	0	1	0	1	0	2
PER	0	5	0	0	0	0	1	0	0	2	0	1	1	0
URU	0	4	0	0	0	0	0	2	1	1	0	0	0	NR
USA	0	0	0	0	0	0	0	0	0	0	0	0	0	0
VEN	0	30	0	1	3	2	3	7	3	1	6	2	2	0
TOTAL	2	443	0	15	15	18	54	99	48	99	36	24	23	14

**Polio Compatible**

Acute paralytic illness with compatible residual paralysis at 60 days, or death or loss to follow-up in which there were not at least two adequate stool specimens obtained within two weeks after onset of paralysis and examined in three different laboratories. These cases can be neither confirmed as polio nor discarded as non-polio.

CAR INCLUDES DATA FROM ALL CAREC MEMBER COUNTRIES  
NR NO REPORT RECEIVED



**Pan American Health Organization**  
**Pan American Sanitary Bureau, Regional Office of the**  
**World Health Organization**

Vol. 5, No.29

**Expanded Program on Immunization**  
**Polio Surveillance in the Americas**

**Weekly Bulletin for the**  
**week ending 21 July 1990**

**Last case with wild poliovirus had onset on April 25, 1990 in Perú.**

Table No. 1  
 Status of Analysis of Stool Samples, by Laboratory and Country,  
 Weeks 89/28 - 90/29

LAB.	CNTRY.	TOTAL *	RATE** per 100,000 <15 yrs	WITHOUT RESULTS			% ISOLA- TION	NEG.	ENTEROVIRUS ISOLATION			CHARACTERIZATION			
				Not yet in Lab	<10 wks	>10 wks			OTHER ENTERO- VIRUS	Pending	Lab.	Vaccine	Wild		
														P1	P3
CAR	CUB	4	0.2	4	0	0	0.0	0	0	0	---	0	0	0	
	DOR	8	0.3	0	1	0	14.3	6	1	0	---	0	0	0	
	GUY	1	0.3	0	0	0	100.0	0	1	0	---	0	0	0	
	HAI	14	0.5	0	0	0	35.7	9	4	0	CDC	1	0	0	
FIO	BOL	40	1.3	0	6	4	16.7	25	2	1	FIO	2	0	0	
	BRA	773	1.4	28	70	17	18.1	539	57	13	FIO	49	0	0	
	PER	82	0.9	1	6	5	28.6	50	6	3	FIO	4	1	0	
												CDC	5	1	0
INC	BEL	1	0.0	0	0	0	100.0	0	1	0	---	0	0	0	
	COR	4	0.4	0	0	0	25.0	3	1	0	---	0	0	0	
	ELS	84	3.5	2	8	0	37.8	46	23	0	CDC	5	0	0	
	GUT	96	2.3	0	12	0	39.3	51	28	0	CDC	5	0	0	
	HON	50	2.2	1	0	0	20.4	39	8	0	CDC	2	0	0	
	NIC	18	1.0	0	0	0	33.3	12	4	0	CDC	2	0	0	
	PAN	11	1.2	0	0	0	27.3	8	3	0	---	0	0	0	
IND	MEX	173	0.5	9	10	1	22.9	118	24	2	CDC	1	0	8	
INH	VEN	85	1.1	7	6	3	26.1	51	11	3	CDC	4	0	0	
INS	COL	162	1.4	0	13	2	19.7	118	21	4	CDC	3	1	0	
	ECU	59	1.3	4	4	1	10.2	44	2	1	CDC	0	3	0	
MAL	ARG	63	0.6	0	4	0	27.1	43	15	0	MAL	1	0	0	
	PAR	24	1.4	1	0	1	27.3	16	6	0	---	0	0	0	
	URU	9	1.0	0	1	0	25.0	6	2	0	---	0	0	0	
TOTAL		1761	1.1	57	141	34	22.6	1184	220	27		84	6	8	

\*\* POPULATION UNDER 15 YEARS OF AGE (GOLD STANDARD: 1/100,000)

\* EACH SAMPLE RELATES TO A PROBABLE CASE

STATUS OF POLIOVIRUS PENDING INTRATYPIC DIFFERENTIATION

LAB	COUNTRY	POLIOVIRUS												TOTAL			
		NOT YET IN LAB				IN LAB < 4 Wks				IN LAB > 4 Wks							
														P1	P2	P3	MIX
CDC	COL	1	0	1	1	0	0	0	0	0	0	1	0	0	4		
	ECU	0	0	0	0	0	0	0	0	1	0	0	0	0	1		
	MEX	0	0	1	0	0	0	0	0	1	0	0	0	0	2		
	VEN	0	0	1	2	0	0	0	0	0	0	0	0	0	3		
FIO	BOL	0	0	0	1	0	0	0	0	0	0	0	0	0	1		
	BRA	9	3	1	0	0	0	0	0	0	0	0	0	0	13		
	PER	0	0	0	0	0	0	0	0	0	0	1	2	0	3		
TOTAL		10	3	4	4	0	0	0	0	2	0	2	2	27			

**Expanded Program on Immunization  
Polio Surveillance in the Americas**

**Table No. 3  
CONFIRMED CASES OF POLIOMYELITIS, BY WEEK OF ONSET  
(PROVISIONAL DATA)**

SITE	TOTAL 1989	CUMULATIVE		WEEKS										
		1989	1990	1- 4	5- 8	9-12	13-16	17-20	21-24	25	26	27	28	29
ARG	0	0	0	0	0	0	0	0	0	0	0	0	0	0
BOL	0	0	0	0	0	0	0	0	0	0	0	0	0	0
BRA	2	2	0	0	0	0	0	0	0	0	0	0	0	0
CAN	0	0	0	0	0	0	0	0	0	0	0	0	0	0
CAR	0	0	0	0	0	0	0	0	0	0	0	0	0	0
CHI	0	0	0	0	0	0	0	0	0	0	0	0	0	0
COL	5	4	0	0	0	0	0	0	0	0	0	0	NR	NR
COR	0	0	0	0	0	0	0	0	0	0	NR	NR	NR	NR
CUB	0	0	0	0	0	0	0	0	0	0	0	0	0	0
DOR	0	0	0	0	0	0	0	0	0	0	0	0	0	0
ECU	2	0	1	0	0	0	1	0	0	0	0	0	0	0
ELS	0	0	0	0	0	0	0	0	0	0	0	0	0	0
GUT	0	0	0	0	0	0	0	0	0	0	0	0	0	0
HAI	0	0	0	0	0	0	0	0	0	0	0	0	0	0
HON	0	0	0	0	0	0	0	0	0	0	0	0	0	0
MEX	13	7	1	0	1	0	0	0	0	0	0	0	0	0
NIC	0	0	0	0	0	0	0	0	0	0	0	0	NR	NR
PAN	0	0	0	0	0	0	0	0	0	0	0	0	NR	NR
PAR	0	0	0	0	0	0	0	0	0	0	0	0	0	0
PER	1	0	1	0	0	0	0	1	0	0	0	0	0	0
URU	0	0	0	0	0	0	0	0	0	0	0	0	0	0
USA	0	0	0	0	0	0	0	0	0	0	0	0	0	0
VEN	1	1	0	0	0	0	0	0	0	0	0	0	0	0
<b>TOTAL</b>	<b>24</b>	<b>14</b>	<b>3</b>	<b>0</b>	<b>1</b>	<b>0</b>	<b>1</b>	<b>1</b>	<b>0</b>	<b>0</b>	<b>0</b>	<b>0</b>	<b>0</b>	<b>0</b>

**Table No. 4  
POLIO COMPATIBLE CASES  
WEEKS 1-29, 1990**

SITE	WEEKS 1-29
	1990
ARG	0
BOL	0
BRA	8
CAN	0
CAR	0
CHI	0
COL	0
COR	0
CUB	0
DOR	0
ECU	0
ELS	1
GUT	0
HAI	0
HON	0
MEX	1
NIC	0
PAN	0
PAR	0
PER	0
URU	0
USA	0
VEN	0
<b>TOTAL</b>	<b>10</b>

**Table No. 5  
CASES OF ACUTE FLACCID PARALYSIS UNDER INVESTIGATION,  
BY WEEK OF REPORT**

SITE	CUM	WEEKS										
	1990	1- 4	5- 8	9-12	13-16	17-20	21-24	25	26	27	28	29
ARG	20	0	0	0	3	2	6	2	0	2	2	3
BOL	7	0	0	1	0	1	3	1	0	1	0	1
BRA	173	0	6	1	8	19	44	31	58	4	1	0
CAN	0	0	0	0	0	0	0	0	0	0	0	0
CAR	6	0	0	0	0	3	0	0	1	1	0	1
CHI	76	14	21	9	13	9	10	0	0	0	0	0
COL	49	0	6	5	1	9	16	5	2	3	2	NR
COR	1	0	0	0	0	0	0	1	0	NR	NR	NR
CUB	13	0	0	0	0	2	2	0	0	2	1	6
DOR	2	0	0	0	0	0	0	0	0	1	0	1
ECU	10	0	0	0	0	0	4	1	0	2	3	0
ELS	16	0	0	0	0	1	7	0	1	4	1	2
GUT	31	0	0	0	1	4	6	5	7	3	5	0
HAI	5	0	0	0	1	1	2	0	1	0	0	0
HON	2	0	0	1	0	0	0	1	0	0	0	0
MEX	53	0	1	4	2	15	13	5	5	6	1	1
NIC	1	0	1	0	0	0	0	0	0	0	0	NR
PAN	1	0	0	0	0	0	0	0	0	1	0	NR
PAR	5	0	0	0	1	1	1	0	1	0	1	0
PER	4	0	0	0	0	1	0	0	2	0	1	0
URU	4	0	0	0	0	0	2	1	1	0	0	0
USA	0	0	0	0	0	0	0	0	0	0	0	0
VEN	31	0	1	3	2	4	7	3	1	6	1	3
<b>TOTAL</b>	<b>510</b>	<b>14</b>	<b>36</b>	<b>24</b>	<b>32</b>	<b>72</b>	<b>123</b>	<b>56</b>	<b>80</b>	<b>36</b>	<b>19</b>	<b>18</b>

CAR INCLUDES DATA FROM ALL CAREC MEMBER COUNTRIES  
NR NO REPORT RECEIVED



**Polio Compatible**

Acute paralytic illness with compatible residual paralysis at 60 days, or death or loss to follow-up in which there were not at least two adequate stool specimens obtained within two weeks after onset of paralysis and examined in three different laboratories. These cases can be neither confirmed as polio nor discarded as non-polio.



**Pan American Health Organization**  
**Pan American Sanitary Bureau, Regional Office of the**  
**World Health Organization**

Vol. 5, No.28

**Expanded Program on Immunization**  
**Polio Surveillance in the Americas**

Weekly Bulletin for the  
week ending 14 July 1990

**Last case with wild poliovirus had onset on March 26, 1990 in Ecuador.**

Status of Analysis of Stool Samples, by Laboratory and Country,  
Weeks 89/29 - 90/28

LAB.	CNTRY.	TOTAL *	RATE** per 100,000 <15 yrs	WITHOUT RESULTS			% ISOLA- TION	NEG.	ENTEROVIRUS ISOLATION			CHARACTERIZATION		
				Not yet in Lab	<10 wks	>10 wks			OTHER ENTERO- VIRUS	Pending	Lab.	Vaccine	P1	Wild
CAR	CUB	4	0.0	4	0	0	14.3	6	1	0	---	0	0	0
	DOR	8	0.3	1	0	0	14.3	6	1	0	---	0	0	0
	GUY	1	0.0	0	0	0	100.0	0	1	0	---	0	0	0
	HAI	14	0.5	0	0	0	35.7	9	4	0	CDC	1	0	0
FIO	BOL	38	1.2	0	6	3	17.2	24	2	1	FIO	2	0	0
	BRA	316	0.6	8	7	6	11.2	262	16	0	FIO	17	0	0
	PER	81	0.9	1	6	5	27.5	50	6	3	FIO CDC	5 4	0 1	0 0
INC	BEL	1	0.0	0	0	0	100.0	0	1	0	---	0	0	0
	COR	4	0.4	0	0	0	25.0	3	1	0	---	0	0	0
	ELS	79	3.3	4	4	0	38.0	44	21	1	CDC	5	0	0
	GUT	92	2.2	0	12	0	41.3	47	28	0	CDC	5	0	0
	HON	50	2.2	1	0	0	20.4	39	8	1	CDC	1	0	0
	NIC	18	1.0	0	0	0	33.3	12	4	0	CDC	2	0	0
PAN	11	1.2	0	0	0	27.3	8	3	0	---	0	0	0	
LNSP	MEX	164	0.5	10	9	1	23.1	110	22	3	CDC	1	0	8
INH	VEN	78	1.0	7	7	3	23.0	47	10	3	CDC	1	0	0
INS	COL	156	1.3	0	13	2	18.4	115	18	4	CDC	3	1	0
	ECU	55	1.3	6	9	2	15.8	32	2	1	CDC	0	3	0
MAL	ARG	63	0.6	0	5	1	22.8	44	13	0	---	0	0	0
	PAR	22	1.3	0	0	1	23.8	16	5	0	---	0	0	0
	URU	6	0.7	0	0	0	16.7	5	1	0	---	0	0	0
TOTAL		1261	0.8	40	78	24	21.8	873	167	17		47	5	8

\*\* POPULATION UNDER 15 YEARS OF AGE (GOLD STANDARD: 1/100,000)

\* EACH SAMPLE RELATES TO A PROBABLE CASE

STATUS OF POLIOVIRUS PENDING INTRATYPIC DIFFERENTIATION  
Weeks 89/29 - 90/28

LAB	COUNTRY	POLIOVIRUS												TOTAL
		NOT YET IN LAB				IN LAB < 4 Wks				IN LAB > 4 Wks				
		P1	P2	P3	MIX	P1	P2	P3	MIX	P1	P2	P3	MIX	
CDC	COL	1	0	1	1	0	0	0	0	0	0	1	0	4
	ECU	0	0	0	0	0	0	0	0	1	0	0	0	1
	ELS	0	0	1	0	0	0	0	0	0	0	0	0	1
	HON	0	0	0	0	0	0	0	1	0	0	0	0	1
	MEX	0	0	0	0	0	0	0	0	1	2	0	0	3
FIO	VEN	0	0	1	2	0	0	0	0	0	0	0	0	3
	BOL	0	0	0	1	0	0	0	0	0	0	0	0	1
	PER	0	0	0	0	0	0	0	0	0	0	1	2	3
TOTAL		1	0	3	4	0	0	0	1	2	2	2	2	17

Table No. 3  
CONFIRMED CASES OF POLIOMYELITIS, BY WEEK OF ONSET  
(PROVISIONAL DATA)

SITE	TOTAL 1989	CUMULATIVE		WEEKS									
		1989	1990	1- 4	5- 8	9-12	13-16	17-20	21-24	25	26	27	28
ARG	0	0	0	0	0	0	0	0	0	0	0	0	0
BOL	0	0	0	0	0	0	0	0	0	0	0	0	0
BRA	2	2	0	0	0	0	0	0	0	0	0	0	0
CAN	0	0	0	0	0	0	0	0	0	0	0	0	0
CAR	0	0	0	0	0	0	0	0	0	0	0	0	0
CHI	0	0	0	0	0	0	0	0	0	NR	NR	NR	NR
COL	5	4	0	0	0	0	0	0	0	0	0	0	0
COR	0	0	0	0	0	0	0	0	0	NR	NR	NR	NR
CUB	0	0	0	0	0	0	0	0	0	0	0	0	0
DOR	0	0	0	0	0	0	0	0	0	0	0	0	0
ECU	2	0	1	0	0	0	1	0	0	0	0	0	0
ELS	0	0	0	0	0	0	0	0	0	0	0	0	0
GUT	0	0	0	0	0	0	0	0	0	0	0	0	0
HAI	0	0	0	0	0	0	0	0	0	0	0	0	0
HON	0	0	0	0	0	0	0	0	0	0	0	0	0
MEX	13	6	1	0	1	0	0	0	0	0	0	0	0
NIC	0	0	0	0	0	0	0	0	0	0	0	NR	NR
PAN	0	0	0	0	0	0	0	0	0	0	0	NR	NR
PAR	0	0	0	0	0	0	0	0	0	0	0	0	0
PER	1	0	0	0	0	0	0	0	0	0	0	0	0
URU	0	0	0	0	0	0	0	0	0	0	0	0	0
USA	0	0	0	0	0	0	0	0	0	0	0	0	0
VEN	1	1	0	0	0	0	0	0	0	0	0	NR	NR
TOTAL	24	13	2	0	1	0	1	0	0	0	0	0	0

Table No. 4  
POLIO COMPATIBLE CASES  
WEEKS 1-28, 1990

SITE	WEEKS 1-28
	1990
ARG	0
BOL	0
BRA	6
CAN	0
CAR	0
CHI	0
COL	0
COR	0
CUB	0
DOR	0
ECU	0
ELS	1
GUT	0
HAI	0
HON	0
MEX	1
NIC	0
PAN	0
PAR	0
PER	1
URU	0
USA	0
VEN	1
TOTAL	10

Table No. 5  
CASES OF ACUTE FLACCID PARALYSIS UNDER INVESTIGATION,  
BY WEEK OF REPORT

SITE	CUM	WEEKS									
	1990	1- 4	5- 8	9-12	13-16	17-20	21-24	25	26	27	28
ARG	17	0	0	0	3	2	6	2	0	2	2
BOL	9	0	0	1	0	3	3	1	0	1	0
BRA	166	1	7	1	10	19	39	27	62	0	0
CAN	0	0	0	0	0	0	0	0	0	0	0
CAR	5	0	0	0	0	3	0	0	1	1	0
CHI	76	14	21	9	13	9	10	NR	NR	NR	NR
COL	49	0	6	5	1	9	16	5	2	3	2
COR	1	0	0	0	0	0	0	1	NR	NR	NR
CUB	6	0	0	0	0	2	2	0	0	2	0
DOR	1	0	0	0	0	0	0	0	0	1	0
ECU	9	0	0	0	0	2	5	1	0	1	0
ELS	16	0	0	0	0	1	9	0	1	4	1
GUT	31	0	0	0	1	4	6	5	7	3	5
HAI	8	0	0	3	1	2	2	0	0	0	0
HON	7	0	0	1	2	3	0	1	0	0	0
MEX	48	0	1	4	3	15	13	5	4	3	0
NIC	2	0	1	0	0	0	1	0	0	0	NR
PAN	1	0	0	0	0	0	0	0	0	1	NR
PAR	5	0	0	0	1	1	1	0	1	0	1
PER	5	0	0	0	0	2	0	0	2	0	1
URU	4	0	0	0	0	0	2	1	1	0	0
USA	0	0	0	0	0	0	0	0	0	0	0
VEN	29	0	2	3	2	4	7	4	1	6	NR
TOTAL	495	15	38	27	37	81	122	53	82	28	12

CAR INCLUDES INFORMATION FROM ALL CAREC MEMBER COUNTRIES  
NR NO REPORT RECEIVED



**Polio Compatible**

Acute paralytic illness with compatible residual paralysis at 60 days, or death or loss to follow-up in which there were not at least two adequate stool specimens obtained within two weeks after onset of paralysis and examined in three different laboratories. These cases can be neither confirmed as polio nor discarded as non-polio.





**Pan American Health Organization**  
**Pan American Sanitary Bureau, Regional Office of the**  
**World Health Organization**

Vol. 5, No.27

**Expanded Program on Immunization**  
**Polio Surveillance in the Americas**

Weekly Bulletin for the  
week ending 7 July 1990

**Last case with wild poliovirus had onset on February 19, 1990 in Mexico.**

Table No. 1  
Status of Analysis of Stool Samples, by Laboratory and Country,  
Weeks 89/28 - 90/27

LAB.	CNTRY.	TOTAL *	RATE** per 100,000 <15 yrs	WITHOUT RESULTS			% ISOLA- TION	NEG.	ENTEROVIRUS ISOLATION			CHARACTERIZATION		
				Not yet in Lab	<10 wks	>10 wks			OTHER ENTERO- VIRUS	Pending	Lab.	Vaccine	Wild	
													P1	P3
CAR	DOR	8	0.3	1	0	0	14.3	6	1	0	---	0	0	0
	GUY	1	0.0	0	0	0	100.0	0	1	0	---	0	0	0
	HAI	14	0.5	0	0	0	35.7	9	4	0	CDC	1	0	0
FIO	BOL	39	1.2	0	7	3	17.2	24	2	2	FIO	1	0	0
	BRA	379	0.7	18	15	7	12.7	296	19	5	FIO	19	0	0
	PER	79	0.9	0	4	5	28.6	50	6	4	FIO	4	0	0
											CDC	5	1	0
INC	BEL	1	0.0	0	0	0	100.0	0	1	0	---	0	0	0
	COR	4	0.4	0	0	0	25.0	3	1	0	---	0	0	0
	ELS	80	3.3	7	0	0	35.6	47	20	1	CDC	5	0	0
	GUT	87	2.1	0	13	0	43.2	42	27	0	CDC	5	0	0
	HON	51	2.2	0	2	1	20.8	38	9	0	CDC	1	0	0
	NIC	18	1.0	0	0	0	33.3	12	4	0	CDC	2	0	0
	PAN	11	1.2	2	0	0	22.2	7	2	0	---	0	0	0
IND	MEX	170	0.5	12	16	5	21.2	108	18	2	CDC	1	0	8
INH	VEN	81	1.1	7	8	2	23.4	49	10	3	CDC	2	0	0
INS	COL	153	1.3	2	17	2	18.9	107	20	2	CDC	2	1	0
	ECU	57	1.3	7	10	2	15.8	32	3	1	CDC	0	2	0
MAL	ARG	55	0.6	0	3	1	27.5	37	14	0	---	0	0	0
	PAR	23	1.4	2	2	9	30.0	7	3	0	---	0	0	0
	URU	7	0.8	0	0	0	14.3	6	1	0	---	0	0	0
TOTAL		1318	0.8	58	97	37	21.8	880	166	20		48	4	8

\*\* POPULATION UNDER 15 YEARS OF AGE (GOLD STANDARD: 1/100,000)

\* EACH SAMPLE RELATES TO A PROBABLE CASE

STATUS OF POLIOVIRUS PENDING INTRATYPIC DIFFERENTIATION  
Weeks 89/28 - 90/27

LAB	COUNTRY	POLIOVIRUS												TOTAL
		NOT YET IN LAB				IN LAB < 4 Wks				IN LAB > 4 Wks				
		P1	P2	P3	MIX	P1	P2	P3	MIX	P1	P2	P3	MIX	
CDC	COL	0	1	0	0	1	0	0	0	0	0	0	0	2
	ECU	0	0	0	0	0	0	0	0	0	1	0	0	1
	ELS	0	0	1	0	0	0	0	0	0	0	0	0	1
	MEX	1	1	0	0	0	0	0	0	0	0	0	0	2
	VEN	0	0	1	2	0	0	0	0	0	0	0	0	3
FIO	BOL	0	0	0	1	0	0	0	0	0	0	0	1	2
	BRA	2	1	0	2	0	0	0	0	0	0	0	0	5
	PER	1	0	0	1	0	0	0	0	0	0	1	1	4
TOTAL		4	3	2	6	1	0	0	0	1	0	1	2	20

Table No. 3  
CONFIRMED CASES OF POLIOMYELITIS, BY WEEK OF ONSET  
(PROVISIONAL DATA)

SITE	TOTAL 1989	CUMULATIVE		WEEKS												
		1989	1990	1- 4	5- 8	9-12	13-16	17-20	21	22	23	24	25	26	27	
ARG	0	0	0	0	0	0	0	0	0	0	0	0	0	0	0	
BOL	0	0	0	0	0	0	0	0	0	0	0	0	0	0	0	
BRA	2	2	0	0	0	0	0	0	0	0	0	0	0	0	0	
CAN	0	0	0	0	0	0	0	0	0	0	0	0	0	0	0	
CAR	0	0	0	0	0	0	0	0	0	0	0	0	0	0	0	
CHI	0	0	0	0	0	0	0	0	0	0	0	0	NR	NR	NR	
COL	5	4	0	0	0	0	0	0	0	0	0	0	0	0	0	
COR	0	0	0	0	0	0	0	0	0	0	0	0	0	NR	NR	
CUB	0	0	0	0	0	0	0	0	0	0	0	0	0	0	0	
DOR	0	0	0	0	0	0	0	0	0	0	0	0	0	0	0	
ECU	2	0	0	0	0	0	0	0	0	0	0	0	0	0	0	
ELS	0	0	0	0	0	0	0	0	0	0	0	0	0	0	0	
GUT	0	0	0	0	0	0	0	0	0	0	0	0	0	0	0	
HAI	0	0	0	0	0	0	0	0	0	0	0	0	0	0	0	
HON	0	0	0	0	0	0	0	0	0	0	0	0	0	0	0	
MEX	13	6	1	0	1	0	0	0	0	0	0	0	0	0	0	
NIC	0	0	0	0	0	0	0	0	0	0	0	0	NR	NR	NR	
PAN	0	0	0	0	0	0	0	0	0	0	0	0	0	0	0	
PAR	0	0	0	0	0	0	0	0	0	0	0	0	0	0	0	
PER	1	0	0	0	0	0	0	0	0	0	0	0	0	0	0	
URU	0	0	0	0	0	0	0	0	0	0	0	0	0	NR	NR	
USA	0	0	0	0	0	0	0	0	0	0	0	0	0	0	0	
VEN	1	1	0	0	0	0	0	0	0	0	0	0	0	0	0	
TOTAL	24	14	1	0	1	0	0	0	0	0	0	0	0	0	0	

Table No. 4  
POLIO COMPATIBLE CASES  
WEEKS 1-27, 1990

SITE	WEEKS 1-27	
	1990	
ARG	0	0
BOL	0	0
BRA	6	6
CAN	0	0
CAR	0	0
CHI	0	0
COL	0	0
COR	0	0
CUB	0	0
DOR	0	0
ECU	0	0
ELS	0	0
GUT	0	0
HAI	0	0
HON	0	0
MEX	0	0
NIC	0	0
PAN	0	0
PAR	0	0
PER	0	0
URU	0	0
USA	0	0
VEN	1	1
TOTAL	7	7

Table No. 5  
CASES OF ACUTE FLACCID PARALYSIS UNDER INVESTIGATION,  
BY WEEK OF REPORT

SITE	CUM	WEEKS												
		1990	1- 4	5- 8	9-12	13-16	17-20	21	22	23	24	25	26	27
ARG	18	0	0	4	5	0	0	2	0	4	2	0	1	1
BOL	9	0	0	1	0	3	1	2	0	0	1	0	0	1
BRA	170	1	7	2	13	26	8	21	7	13	31	41	0	0
CAN	0	0	0	0	0	0	0	0	0	0	0	0	0	0
CAR	5	0	0	0	0	3	0	0	0	0	0	1	1	1
CHI	76	14	21	9	13	9	3	5	1	1	NR	NR	NR	NR
COL	52	0	6	5	2	12	2	8	3	3	5	2	4	4
COR	1	0	0	0	0	0	0	0	0	0	1	0	NR	NR
CUB	2	0	0	0	0	1	0	0	1	0	0	0	0	0
DOR	2	0	0	0	0	0	1	0	0	0	0	0	1	1
ECU	18	0	1	0	1	10	1	1	2	1	1	0	0	0
ELS	17	0	0	0	0	3	2	2	2	3	0	1	4	4
GUT	26	0	0	0	1	4	0	1	2	3	5	7	3	3
HAI	8	0	0	3	1	2	0	1	0	1	0	0	0	0
HON	7	0	0	1	2	3	0	0	0	0	1	0	0	0
MEX	49	0	2	4	3	15	2	4	3	4	5	4	3	3
NIC	2	0	1	0	0	0	0	0	1	0	0	NR	NR	NR
PAN	3	0	0	0	0	0	0	0	0	0	2	0	1	1
PAR	4	0	0	0	1	1	0	0	0	1	0	1	0	0
PER	6	0	0	0	0	4	0	0	0	0	1	1	0	0
URU	4	0	0	0	0	0	0	1	1	0	1	1	NR	NR
USA	0	0	0	0	0	0	0	0	0	0	0	0	0	0
VEN	29	0	2	3	2	4	1	0	4	2	4	1	6	6
TOTAL	508	15	40	32	44	100	21	48	27	36	60	60	25	25

CAR INCLUDES INFORMATION FROM ALL CAREC MEMBER COUNTRIES  
NR NO REPORT RECEIVED



**Polio Compatible**

Acute paralytic illness with compatible residual paralysis at 60 days, or death or loss to follow-up in which there were not at least two adequate stool specimens obtained within two weeks after onset of paralysis and examined in three different laboratories. These cases can be neither confirmed as polio nor discarded as non-polio.



**Pan American Health Organization**  
**Pan American Sanitary Bureau, Regional Office of the**  
**World Health Organization**

Vol. 5, No.26

**Expanded Program on Immunization**  
**Polio Surveillance in the Americas**

Weekly Bulletin for the  
week ending 30 June 1990

Last case with wild poliovirus had onset on February 19, 1990 in Mexico.

Table No. 1  
Status of Analysis of Stool Samples, by Laboratory and Country,  
Weeks 89/27 - 90/26

LAB.	CNTRY.	TOTAL *	RATE** per 100,000 <15 yrs	WITHOUT RESULTS			% ISOLA- TION	NEG.	ENTEROVIRUS ISOLATION			CHARACTERIZATION			
				Not yet in Lab	<10 wks	>10 wks			OTHER ENTERO- VIRUS	Pending	Lab.	Vaccine	Wild		
														P1	P3
CAR	DOR	8	0.3	1	0	0	14.3	6	1	0	---	0	0	0	
	HAI	14	0.5	0	0	0	35.7	9	4	0	CDC	1	0	0	
FIO	BOL	39	1.2	2	8	4	16.0	21	2	1	FIO	1	0	0	
	BRA	523	1.0	43	43	14	14.9	360	30	11	FIO	22	0	0	
	PER	79	0.9	1	8	5	29.2	46	6	3	FIO CDC	4 5	0 1	0 0	
INC	BEL	1	0.0	0	0	0	100.0	0	1	0	---	0	0	0	
	COR	3	0.3	0	0	0	33.3	2	1	0	---	0	0	0	
	ELS	78	3.3	4	2	0	37.5	45	21	1	CDC	5	0	0	
	GUT	81	1.9	0	8	0	43.8	41	27	0	CDC	5	0	0	
	HON	51	2.2	3	2	0	19.6	37	7	1	CDC	1	0	0	
	NIC	18	1.0	0	2	0	31.3	11	3	0	CDC	2	0	0	
PAN	9	1.0	0	1	0	25.0	6	2	0	---	0	0	0		
IND	MEX	169	0.5	9	20	7	22.6	103	19	2	CDC	1	0	8	
INH	VEN	80	1.0	4	10	2	23.4	49	9	2	CDC	4	0	0	
INS	COL	154	1.3	2	17	2	18.8	108	20	3	CDC	1	1	0	
	ECU	57	1.3	7	10	2	15.8	32	3	1	CDC	0	2	0	
MAL	ARG	54	0.5	0	2	3	32.7	33	15	0	MAL	1	0	0	
	PAR	20	1.2	1	3	6	30.0	7	3	0	---	0	0	0	
	URU	8	0.9	0	0	0	25.0	6	2	0	---	0	0	0	
TOTAL		1446	0.9	77	136	45	22.4	922	176	25		53	4	8	

\*\* POPULATION UNDER 15 YEARS OF AGE (GOLD STANDARD: 1/100,000)

\* EACH SAMPLE RELATES TO A PROBABLE CASE

STATUS OF POLIOVIRUS PENDING INTRATYPIC DIFFERENTIATION  
Weeks 89/27 - 90/26

LAB	COUNTRY	POLIOVIRUS												TOTAL			
		NOT YET IN LAB				IN LAB < 4 Wks				IN LAB > 4 Wks							
														P1	P2	P3	MIX
CDC	COL	0	0	1	0	1	1	0	0	0	0	0	0	0	3		
	ECU	0	0	0	0	0	0	0	0	1	0	0	0	0	1		
	ELS	0	0	1	0	0	0	0	0	0	0	0	0	0	1		
	HON	0	0	0	1	0	0	0	0	0	0	0	0	0	1		
	MEX	1	1	0	0	0	0	0	0	0	0	0	0	0	2		
FIO	VEN	0	0	1	1	0	0	0	0	0	0	0	0	0	2		
	BOL	0	0	0	0	0	0	0	0	0	0	0	1	1			
	BRA	4	1	1	0	0	0	0	1	0	0	0	4	11			
	PER	0	0	0	1	0	0	0	0	0	0	1	1	3			
TOTAL		5	2	4	3	1	1	0	1	1	0	1	6	25			

Table No. 3  
CONFIRMED CASES OF POLIOMYELITIS, BY WEEK OF ONSET  
(PROVISIONAL DATA)

SITE	TOTAL 1989	CUMULATIVE		WEEKS											
		1989	1990	1- 4	5- 8	9-12	13-16	17-20	21	22	23	24	25	26	
ARG	0	0	0	0	0	0	0	0	0	0	0	0	0	NR	
BOL	0	0	0	0	0	0	0	0	0	0	0	0	0	0	
BRA	2	2	0	0	0	0	0	0	0	0	0	0	0	0	
CAN	0	0	0	0	0	0	0	0	0	0	0	0	0	0	
CAR	0	0	0	0	0	0	0	0	0	0	0	0	0	0	
CHI	0	0	0	0	0	0	0	0	0	0	0	0	0	0	
COL	5	4	0	0	0	0	0	0	0	0	0	0	0	0	
COR	0	0	0	0	0	0	0	0	0	0	0	NR	NR	NR	
CUB	0	0	0	0	0	0	0	0	0	0	0	0	0	0	
DOR	0	0	0	0	0	0	0	0	0	0	0	0	0	0	
ECU	2	0	0	0	0	0	0	0	0	0	0	0	0	0	
ELS	0	0	0	0	0	0	0	0	0	0	0	0	0	0	
GUT	0	0	0	0	0	0	0	0	0	0	0	0	0	0	
HAI	0	0	0	0	0	0	0	0	0	0	0	0	0	NR	
HON	0	0	0	0	0	0	0	0	0	0	0	0	0	NR	
MEX	13	5	1	0	1	0	0	0	0	0	0	0	0	0	
NIC	0	0	0	0	0	0	0	0	0	0	0	0	0	NR	
PAN	0	0	0	0	0	0	0	0	0	0	0	0	0	0	
PAR	0	0	0	0	0	0	0	0	0	0	0	0	0	0	
PER	1	0	0	0	0	0	0	0	0	0	0	0	0	0	
URU	0	0	0	0	0	0	0	0	0	0	0	0	0	NR	
USA	0	0	0	0	0	0	0	0	0	0	0	0	0	0	
VEN	1	1	0	0	0	0	0	0	0	0	0	0	0	NR	
TOTAL	24	13	1	0	1	0	0	0	0	0	0	0	0	0	

Table No. 4  
POLIO COMPATIBLE CASES  
WEEKS 1-26, 1989 & 1990

SITE	WEEKS 1-26	
	1990	
ARG	0	
BOL	0	
BRA	6	
CAN	0	
CAR	0	
CHI	0	
COL	2	
COR	0	
CUB	0	
DOR	0	
ECU	2	
ELS	0	
GUT	0	
HAI	0	
HON	0	
MEX	1	
NIC	0	
PAN	0	
PAR	0	
PER	0	
URU	0	
USA	0	
VEN	1	
TOTAL	10	

Table No. 5  
CASES OF ACUTE FLACCID PARALYSIS UNDER INVESTIGATION,  
BY WEEK OF REPORT

SITE	CUM 1990	WEEKS											
		1- 4	5- 8	9-12	13-16	17-20	21	22	23	24	25	26	
ARG	23	0	0	5	8	3	0	2	0	3	2	NR	
BOL	8	0	0	1	0	3	1	2	0	0	1	0	
BRA	192	3	11	10	27	33	8	20	7	13	31	29	
CAN	0	0	0	0	0	0	0	0	0	0	0	0	
CAR	4	0	0	0	0	3	0	0	1	0	0	0	
CHI	0	0	0	0	0	0	0	0	0	0	0	0	
COL	43	0	6	3	2	11	2	8	3	2	4	2	
COR	1	0	0	0	0	0	0	1	0	NR	NR	NR	
CUB	2	0	0	0	0	1	0	0	1	0	0	0	
DOR	1	0	0	0	0	0	1	0	0	0	0	0	
ECU	18	0	1	0	1	10	1	1	2	1	1	0	
ELS	14	0	0	0	0	4	2	2	2	3	0	1	
GUT	17	0	0	0	2	4	0	1	2	3	5	0	
HAI	8	0	0	3	1	2	0	1	0	1	0	NR	
HON	7	0	0	1	2	3	0	0	0	0	1	NR	
MEX	43	0	2	4	4	15	2	4	3	3	4	2	
NIC	2	0	1	0	0	0	0	0	1	0	0	NR	
PAN	2	0	0	0	2	0	0	0	0	0	0	0	
PAR	3	0	0	0	0	0	0	1	0	1	0	1	
PER	6	0	0	0	0	4	0	0	0	0	1	1	
URU	3	0	0	0	0	0	0	1	1	0	1	NR	
USA	0	0	0	0	0	0	0	0	0	0	0	0	
VEN	22	0	2	3	2	4	1	0	4	2	4	NR	
TOTAL	419	3	23	30	51	100	18	44	27	32	55	36	



**Polio Compatible**

Acute paralytic illness with compatible residual paralysis at 60 days, or death or loss to follow-up in which there were not at least two adequate stool specimens obtained within two weeks after onset of paralysis and examined in three different laboratories. These cases can be neither confirmed as polio nor discarded as non-polio.

CAR INCLUDES INFORMATION FROM ALL CAREC MEMBER COUNTRIES  
NR NO REPORT RECEIVED



**Pan American Health Organization**  
**Pan American Sanitary Bureau, Regional Office of the**  
**World Health Organization**

Vol. 5, No.25

**Expanded Program on Immunization**  
**Polio Surveillance in the Americas**

Weekly Bulletin for the  
 week ending 23 June 1990

**Last case with wild poliovirus had onset on February 19, 1990 in Mexico.**

Table No. 1  
 Status of Analysis of Stool Samples, by Laboratory and Country,  
 Weeks 89/26 - 90/25

LAB.	CNTRY.	TOTAL *	RATE** per 100,000 <15 yrs	WITHOUT RESULTS			% ISOLA- TION	NEG.	ENTEROVIRUS ISOLATION			CHARACTERIZATION		
				Not yet in Lab	<10 wks	>10 wks			OTHER ENTERO- VIRUS	Pending	Lab.	Vaccine	Wild	
												P1	P3	
CAR	DOR	8	0.3	1	0	0	14.3	6	1	0	---	0	0	0
	HAI	14	0.5	0	0	0	35.7	9	4	0	CDC	1	0	0
	SUR	1	0.0	0	0	0	0.0	1	0	0	---	0	0	0
FIO	BOL	39	1.2	2	8	4	16.0	21	2	1	FIO	1	0	0
	BRA	506	0.9	31	45	10	15.0	357	31	10	FIO	22	0	0
	PER	80	0.9	2	8	3	28.4	48	6	3	FIO	4	0	0
											CDC	5	1	0
INC	BEL	1	0.0	0	0	0	100.0	0	1	0	---	0	0	0
	COR	3	0.3	0	0	0	33.3	2	1	0	---	0	0	0
	ELS	77	3.2	5	1	0	36.6	45	20	1	CDC	5	0	0
	GUT	84	2.0	0	9	0	44.0	42	28	0	CDC	5	0	0
	HON	54	2.3	3	2	0	20.4	39	8	1	CDC	1	0	0
	NIC	18	1.0	0	2	0	31.3	11	3	0	CDC	2	0	0
PAN	9	1.0	0	1	0	25.0	6	2	0	---	0	0	0	
IND	MEX	169	0.5	6	18	10	22.6	105	18	2	CDC	1	0	9
INH	VEN	80	1.0	4	9	2	23.1	50	9	2	CDC	4	0	0
INS	COL	161	1.4	2	20	2	18.2	112	20	3	CDC	1	1	0
	ECU	53	1.2	4	12	1	13.9	31	2	1	CDC	0	2	0
MAL	ARG	56	0.6	0	2	4	32.0	34	15	0	MAL	1	0	0
	PAR	20	1.2	1	5	4	30.0	7	3	0	---	0	0	0
	URU	8	0.9	0	0	0	25.0	6	2	0	---	0	0	0
TOTAL		1441	0.9	61	142	40	22.2	932	176	24		53	4	9

\*\* POPULATION UNDER 15 YEARS OF AGE (GOLD STANDARD: 1/100,000)

\* EACH SAMPLE RELATES TO A PROBABLE CASE

STATUS OF POLIOVIRUS PENDING INTRATYPIC DIFFERENTIATION  
 Weeks 89/26 - 90/25

LAB	COUNTRY	POLIOVIRUS												TOTAL
		NOT YET IN LAB				IN LAB < 4 Wks				IN LAB > 4 Wks				
		P1	P2	P3	MIX	P1	P2	P3	MIX	P1	P2	P3	MIX	
CDC	COL	1	1	1	0	0	0	0	0	0	0	0	0	3
	ECU	0	0	0	0	0	0	0	0	1	0	0	0	1
	ELS	0	0	1	0	0	0	0	0	0	0	0	0	1
	HON	0	0	0	1	0	0	0	0	0	0	0	0	1
	MEX	1	1	0	0	0	0	0	0	0	0	0	0	2
	VEN	0	0	1	1	0	0	0	0	0	0	0	0	2
FIO	BOL	0	0	0	0	0	0	0	1	0	0	0	0	1
	BRA	0	0	0	0	2	1	0	7	0	0	0	0	10
	PER	0	0	0	0	0	0	0	2	0	0	1	0	3
TOTAL		2	2	3	2	2	1	0	10	1	0	1	0	24

Table No. 3  
CONFIRMED CASES OF POLIOMYELITIS, BY WEEK OF ONSET  
(PROVISIONAL DATA)

SITE	TOTAL 1989	CUMULATIVE		WEEKS									
		1989	1990	1- 4	5- 8	9-12	13-16	17-20	21	22	23	24	25
ARG	0	0	0	0	0	0	0	0	0	0	0	0	0
BOL	0	0	0	0	0	0	0	0	0	0	0	0	0
BRA	2	2	0	0	0	0	0	0	0	0	0	0	0
CAN	0	0	0	0	0	0	0	0	0	0	0	0	0
CAR	0	0	0	0	0	0	0	0	0	0	0	0	0
CHI	0	0	0	0	0	0	0	0	0	0	0	0	NR
COL	5	4	0	0	0	0	0	0	0	0	0	0	0
COR	0	0	0	0	0	0	0	0	0	0	0	NR	NR
CUB	0	0	0	0	0	0	0	0	0	0	0	0	0
DOR	0	0	0	0	0	0	0	0	0	0	0	0	0
ECU	2	0	0	0	0	0	0	0	0	0	0	0	0
ELS	0	0	0	0	0	0	0	0	0	0	0	0	0
GUT	0	0	0	0	0	0	0	0	0	0	0	0	0
HAI	0	0	0	0	0	0	0	0	0	0	0	0	NR
HON	0	0	0	0	0	0	0	0	0	0	0	0	0
MEX	13	5	1	0	1	0	0	0	0	0	0	0	0
NIC	0	0	0	0	0	0	0	0	0	0	0	0	0
PAN	0	0	0	0	0	0	0	0	0	0	0	0	0
PAR	0	0	0	0	0	0	0	0	0	0	0	0	0
PER	0	0	0	0	0	0	0	0	0	0	0	0	0
URU	0	0	0	0	0	0	0	0	0	0	0	0	0
USA	0	0	0	0	0	0	0	0	0	0	0	0	0
VEN	1	1	0	0	0	0	0	0	0	0	0	0	0
TOTAL	23	12	1	0	1	0	0	0	0	0	0	0	0

Table No. 4  
POLIO COMPATIBLE CASES  
WEEKS 1-25, 1989 & 1990

SITE	TOTAL 1989	WEEKS 1-25	
		1989	1990
ARG	0	0	0
BOL	2	2	0
BRA	28	16	6
CAN	0	0	0
CAR	0	0	0
CHI	0	0	0
COL	8	4	2
COR	0	0	0
CUB	0	0	0
DOR	0	0	0
ECU	2	1	2
ELS	3	0	0
GUT	3	1	0
HAI	2	1	0
HON	1	1	0
MEX	12	8	1
NIC	0	0	0
PAN	0	0	0
PAR	0	0	0
PER	14	8	0
URU	1	1	0
USA	0	0	0
VEN	12	3	1
TOTAL	88	46	12

Table No. 5  
CASES OF ACUTE FLACCID PARALYSIS UNDER INVESTIGATION,  
BY WEEK OF REPORT

SITE	CUM	WEEKS										
		1990	1- 4	5- 8	9-12	13-16	17-20	21	22	23	24	25
ARG	24	0	0	5	9	3	0	2	0	3	2	
BOL	8	0	0	1	0	3	1	2	0	0	1	
BRA	175	3	12	12	34	34	8	21	8	14	29	
CAN	0	0	0	0	0	0	0	0	0	0	0	
CAR	4	0	0	0	0	3	0	0	1	0	0	
CHI	0	0	0	0	0	0	0	0	0	0	NR	
COL	42	0	6	3	3	11	2	8	3	2	4	
COR	1	0	0	0	0	0	0	1	0	NR	NR	
CUB	1	0	0	0	0	1	0	0	0	0	0	
DOR	1	0	0	0	0	0	1	0	0	0	0	
ECU	21	0	1	1	3	10	0	2	2	1	1	
ELS	14	0	0	0	1	4	2	2	2	3	0	
GUT	17	0	0	0	2	4	0	1	2	3	5	
HAI	8	0	0	3	1	2	0	1	0	1	NR	
HON	7	0	0	1	2	3	0	0	0	0	1	
MEX	36	0	1	4	4	15	2	3	3	2	2	
NIC	2	0	1	0	0	0	0	0	1	0	0	
PAN	2	0	0	0	2	0	0	0	0	0	0	
PAR	2	0	0	0	0	0	0	1	0	1	0	
PER	5	0	0	0	0	4	0	0	0	0	1	
URU	3	0	0	0	0	0	0	1	1	0	1	
USA	0	0	0	0	0	0	0	0	0	0	0	
VEN	22	0	2	3	2	4	1	0	4	2	4	
TOTAL	395	3	23	33	63	101	17	45	27	32	51	

CAR INCLUDES INFORMATION FROM ALL CAREC MEMBER COUNTRIES  
NR NO REPORT RECEIVED



**Polio Compatible**

Acute paralytic illness with compatible residual paralysis at 60 days, or death or loss to follow-up in which there were not at least two adequate stool specimens obtained within two weeks after onset of paralysis and examined in three different laboratories. These cases can be neither confirmed as polio nor discarded as non-polio.



**Pan American Health Organization**  
**Pan American Sanitary Bureau, Regional Office of the**  
**World Health Organization**

Vol. 5, No.24

**Expanded Program on Immunization**  
**Polio Surveillance in the Americas**

Weekly Bulletin for the  
week ending 16 June 1990

**Last case with wild poliovirus had onset on February 19, 1990 in Mexico.**

Table No. 1  
**Status of Analysis of Stool Samples, by Laboratory and Country,**  
**Weeks 89/25 - 90/24**

LAB.	CNTRY.	TOTAL *	RATE** per 100,000 <15 yrs	WITHOUT RESULTS			% ISOLA- TION	NEG.	ENTEROVIRUS			ISOLATION CHARACTERIZATION			
				Not yet in Lab	<10 wks	>10 wks			OTHER ENTERO- VIRUS	Pending	Lab.	Vaccine	Wild		
													P1	P3	
CAR	DOR	8	0.3	1	0	0	14.3	6	1	0	---	0	0	0	
	HAI	14	0.5	0	4	0	40.0	6	3	0	CDC	1	0	0	
	SUR	1	0.0	0	0	0	0.0	1	0	0	---	0	0	0	
CUB	CUB	1	0.0	1	0	0	0.0	0	0	0	---	0	0	0	
FIO	BOL	36	1.1	2	5	3	15.4	22	4	0	---	0	0	0	
	BRA	335	0.6	2	0	8	12.6	284	22	0	FIO	19	0	0	
	PER	80	0.9	3	7	6	28.1	46	5	2	FIO CDC	6 5	0 0	0 0	
INC	BEL	1	0.0	0	0	0	100.0	0	1	0	---	0	0	0	
	COR	3	0.3	0	0	0	33.3	2	1	0	---	0	0	0	
	ELS	77	3.2	5	5	0	35.8	43	19	1	CDC	4	0	0	
	GUT	79	1.9	0	4	0	44.0	42	27	0	CDC	6	0	0	
	HON	58	2.5	5	6	0	21.3	37	9	0	CDC	1	0	0	
	NIC	16	0.9	0	0	0	31.3	11	3	0	CDC	2	0	0	
	PAN	10	1.1	0	2	0	12.5	7	1	0	---	0	0	0	
IND	MEX	173	0.5	18	25	15	26.1	85	19	1	CDC	2	0	8	
INH	VEN	83	1.1	4	9	2	22.1	53	9	1	CDC	5	0	0	
INS	COL	159	1.3	4	24	3	16.4	107	18	1	CDC	1	1	0	
	ECU	53	1.2	4	12	1	13.9	31	2	1	CDC	0	2	0	
MAL	ARG	51	0.5	0	3	1	34.0	31	15	0	MAL	1	0	0	
	PAR	20	1.2	1	5	4	30.0	7	3	0	---	0	0	0	
	URU	5	0.6	0	0	0	40.0	3	2	0	---	0	0	0	
TOTAL		1263	0.8	50	111	43	22.2	824	164	7		53	3	8	

\*\* POPULATION UNDER 15 YEARS OF AGE (GOLD STANDARD: 1/100,000)

\* EACH SAMPLE RELATES TO A PROBABLE CASE

Table No. 2  
**STATUS OF POLIOVIRUS PENDING INTRATYPIC DIFFERENTIATION**  
**Weeks 89/25 - 90/24**

LAB	COUNTRY	POLIOVIRUS												TOTAL
		NOT YET IN LAB				IN LAB < 4 Wks				IN LAB > 4 Wks				
		P1	P2	P3	MIX	P1	P2	P3	MIX	P1	P2	P3	MIX	
CDC	COL	0	0	1	0	0	0	0	0	0	0	0	0	1
	ECU	0	0	0	0	0	0	0	0	1	0	0	0	1
	ELS	0	0	1	0	0	0	0	0	0	0	0	0	1
	MEX	0	1	0	0	0	0	0	0	0	0	0	0	1
	VEN	0	0	0	1	0	0	0	0	0	0	0	0	1
FIO	PER	0	0	0	1	0	0	0	0	0	0	1	0	2
	TOTAL	0	1	2	2	0	0	0	0	1	0	1	0	7

Table No. 3  
CONFIRMED CASES OF POLIOMYELITIS, BY WEEK OF ONSET  
(PROVISIONAL DATA)

SITE	TOTAL 1989	CUMULATIVE		WEEKS								
		1989	1990	1- 4	5- 8	9-12	13-16	17-20	21	22	23	24
ARG	0	0	0	0	0	0	0	0	0	0	0	0
BOL	0	0	0	0	0	0	0	0	0	0	0	0
BRA	2	2	0	0	0	0	0	0	0	0	0	NR
CAN	0	0	0	0	0	0	0	0	0	0	0	0
CAR	0	0	0	0	0	0	0	0	0	0	0	0
CHI	0	0	0	0	0	0	0	0	0	0	0	0
COL	5	4	0	0	0	0	0	0	0	0	0	0
COR	0	0	0	0	0	0	0	0	0	0	0	NR
CUB	0	0	0	0	0	0	0	0	0	0	0	0
DOR	0	0	0	0	0	0	0	0	0	0	0	0
ECU	2	0	0	0	0	0	0	0	0	0	0	0
ELS	0	0	0	0	0	0	0	0	0	0	0	0
GUT	0	0	0	0	0	0	0	0	0	0	0	0
HAI	0	0	0	0	0	0	0	0	0	0	0	0
HON	0	0	0	0	0	0	0	0	0	0	0	0
MEX	13	4	1	0	1	0	0	0	0	0	0	0
NIC	0	0	0	0	0	0	0	0	0	0	0	0
PAN	0	0	0	0	0	0	0	0	0	0	0	0
PAR	0	0	0	0	0	0	0	0	0	0	0	0
PER	0	0	0	0	0	0	0	0	0	0	0	0
URU	0	0	0	0	0	0	0	0	0	0	0	NR
USA	0	0	0	0	0	0	0	0	0	0	0	0
VEN	1	1	0	0	0	0	0	0	0	0	0	0
TOTAL	23	11	1	0	1	0	0	0	0	0	0	0

Table No. 4  
POLIO COMPATIBLE CASES  
WEEKS 1-24, 1989 & 1990

SITE	TOTAL 1989	WEEKS 1-24	
		1989	1990
ARG	0	0	0
BOL	2	2	0
BRA	28	15	5
CAN	0	0	0
CAR	0	0	0
CHI	0	0	0
COL	8	4	2
COR	0	0	0
CUB	0	0	0
DOR	0	0	0
ECU	2	1	2
ELS	3	0	0
GUT	3	1	0
HAI	2	1	0
HON	1	1	0
MEX	12	8	0
NIC	0	0	0
PAN	0	0	0
PAR	0	0	0
PER	14	5	0
URU	1	1	0
USA	0	0	0
VEN	12	3	0
TOTAL	88	42	9

Table No. 5  
CASES OF ACUTE FLACCID PARALYSIS UNDER INVESTIGATION,  
BY WEEK OF REPORT

SITE	CUM 1990	WEEKS								
		1- 4	5- 8	9-12	13-16	17-20	21	22	23	24
ARG	19	0	0	6	8	3	0	2	0	0
BOL	8	0	0	0	0	3	1	2	2	0
BRA	177	2	14	14	58	50	8	20	11	NR
CAN	0	0	0	0	0	0	0	0	0	0
CAR	4	0	0	0	0	3	0	0	1	0
CHI	0	0	0	0	0	0	0	0	0	0
COL	47	0	6	3	7	15	2	8	4	2
COR	1	0	0	0	0	0	0	1	0	NR
CUB	1	0	0	0	0	1	0	0	0	0
DOR	1	0	0	0	0	0	1	0	0	0
ECU	20	0	1	0	3	11	0	2	2	1
ELS	16	0	0	0	2	5	2	2	2	3
GUT	13	0	0	0	4	4	0	1	2	2
HAI	8	0	0	3	1	2	0	1	0	1
HON	6	0	0	1	2	3	0	0	0	0
MEX	34	0	1	4	5	16	2	2	3	1
NIC	2	0	1	0	0	0	0	0	1	0
PAN	2	0	0	0	2	0	0	0	0	0
PAR	3	0	0	0	0	1	0	1	0	1
PER	5	0	0	0	0	5	0	0	0	0
URU	3	0	0	0	1	0	0	1	1	NR
USA	0	0	0	0	0	0	0	0	0	0
VEN	23	1	3	5	3	5	1	0	4	1
TOTAL	393	3	26	36	96	127	17	43	33	12

CAR INCLUDES INFORMATION FROM ALL CAREC MEMBER COUNTRIES  
NR NO REPORT RECEIVED



### Polio Compatible

Acute paralytic illness with compatible residual paralysis at 60 days, or death or loss to follow-up in which there were not at least two adequate stool specimens obtained within two weeks after onset of paralysis and examined in three different laboratories. These cases can be neither confirmed as polio nor discarded as non-polio.

Note: This is the correct version of Polio Bulletin Vol. 5, No. 24





**Pan American Health Organization**  
**Pan American Sanitary Bureau, Regional Office of the**  
**World Health Organization**

Vol. 5, No.23

**Expanded Program on Immunization**  
**Polio Surveillance in the Americas**

**Weekly Bulletin for the**  
**week ending 9 June 1990**

**Last case with wild poliovirus had onset on February 19, 1990 in Mexico.**

### **New Polio Case Classification**

At the Technical Advisory Group (TAG) meeting in Mexico City this year, a new case classification for polio was recommended to minimize the false positive reporting of confirmed polio cases.

As of week 22, 1990, the weekly Polio Bulletin will report polio cases using the following new case classification approved by TAG:

**i. Confirmed poliomyelitis - Acute paralytic illness associated with the isolation of wild poliovirus, irrespective of residual paralysis. Accordingly, the weekly Polio Bulletin will show these cases in Table 3.**

**ii. Vaccine-associated poliomyelitis - Acute paralytic illness in which vaccine virus is believed to be the cause of the disease. Vaccine-associated cases should be reported separately. They are not considered to be the same as confirmed polio with wild poliovirus isolates.**

**iii. Not poliomyelitis - Acute paralytic illness in which at least two adequate stool specimens have been obtained within two weeks after onset of paralysis and have been found negative for poliovirus. Aliquots of the original**

**samples should be held at the laboratory for possible future use. To ensure the accuracy of this categorization, any patient who dies, is lost to follow-up, or who has residual paralysis at 60 days should have aliquots of the original specimens examined in two other laboratories in the network, using all appropriate techniques. If the specimens were adequate and all are negative, even these patients will be considered as "not polio" and will be "discarded". This classification represents a major change from the current system.**

**iv. Polio compatible - Acute paralytic illness with compatible residual paralysis at 60 days, or death or loss to follow-up in which there were not at least two adequate stool specimens obtained within two weeks after onset of paralysis and examined in three different laboratories. This should be a very small proportion of cases. The Polio Bulletin will present these cases in Table 4.**

The cases of acute flaccid paralysis (probable polio) still under investigation, will continue to be presented in Table 5. Tables 1 and 2 will combine to present virus isolation results.

**Expanded Program on Immunization  
Polio Surveillance in the Americas**

**Table No. 3  
CONFIRMED CASES OF POLIOMYELITIS, BY WEEK OF ONSET  
(PROVISIONAL DATA)**

SITE	TOTAL 1989	CUMULATIVE		WEEKS										
		1989	1990	1- 4	5- 8	9-12	13-16	17	18	19	20	21	22	23
ARG	0	0	0	0	0	0	0	0	0	0	0	0	0	0
BOL	0	0	0	0	0	0	0	0	0	0	0	0	0	0
BRA	2	2	0	0	0	0	0	0	0	0	0	0	0	0
CAN	0	0	0	0	0	0	0	0	0	0	0	0	0	0
CAR	0	0	0	0	0	0	0	0	0	0	0	0	0	0
CHI	0	0	0	0	0	0	0	0	0	0	0	0	0	0
COL	5	4	0	0	0	0	0	0	0	0	0	0	0	0
COR	0	0	0	0	0	0	0	0	0	0	0	0	0	NR
CUB	0	0	0	0	0	0	0	0	0	0	0	0	0	NR
DOR	0	0	0	0	0	0	0	0	0	0	0	0	0	0
ECU	2	0	0	0	0	0	0	0	0	0	0	0	0	0
ELS	0	0	0	0	0	0	0	0	0	0	0	0	0	0
GUT	0	0	0	0	0	0	0	0	0	0	0	0	0	0
HAI	0	0	0	0	0	0	0	0	0	0	0	0	0	0
HON	0	0	0	0	0	0	0	0	0	0	0	0	0	0
MEX	13	4	1	0	0	1	0	0	0	0	0	0	0	0
NIC	0	0	0	0	0	0	0	0	0	0	0	0	0	0
PAN	0	0	0	0	0	0	0	0	0	0	0	0	0	0
PAR	0	0	0	0	0	0	0	0	0	0	0	0	0	0
PER	0	0	0	0	0	0	0	0	0	0	0	0	0	0
URU	0	0	0	0	0	0	0	0	0	0	0	0	0	0
USA	0	0	0	0	0	0	0	0	0	0	0	0	0	0
VEN	1	1	0	0	0	0	0	0	0	0	0	0	0	0
<b>TOTAL</b>	<b>23</b>	<b>11</b>	<b>1</b>	<b>0</b>	<b>0</b>	<b>1</b>	<b>0</b>	<b>0</b>	<b>0</b>	<b>0</b>	<b>0</b>	<b>0</b>	<b>0</b>	<b>0</b>


**Table No. 4  
POLIO COMPATIBLE CASES  
WEEKS 1-23, 1989 & 1990**

SITE	TOTAL 1989	WEEKS 1-23	
		1989	1990
ARG	0	0	0
BOL	2	2	0
BRA	28	15	5
CAN	0	0	0
CAR	0	0	0
CHI	0	0	0
COL	8	4	2
COR	0	0	0
CUB	0	0	0
DOR	0	0	0
ECU	2	1	2
ELS	3	0	0
GUT	3	1	0
HAI	2	1	0
HON	1	1	0
MEX	12	8	0
NIC	0	0	0
PAN	0	0	0
PAR	0	0	0
PER	14	5	0
URU	1	1	0
USA	0	0	0
VEN	12	3	0
<b>TOTAL</b>	<b>88</b>	<b>42</b>	<b>9</b>

**Table No. 5  
CASES OF ACUTE FLACCID PARALYSIS UNDER INVESTIGATION,  
BY WEEK OF REPORT**

SITE	CUM 1990	WEEKS							
		1- 4	5- 8	9-12	13-16	17-20	21	22	23
ARG	29	0	5	10	9	3	0	2	0
BOL	8	0	0	0	0	3	1	2	2
BRA	178	2	14	14	58	50	8	21	11
CAN	0	0	0	0	0	0	0	0	0
CAR	4	0	0	0	0	3	0	0	1
CHI	0	0	0	0	0	0	0	0	0
COL	54	0	6	5	9	18	3	8	5
COR	1	0	0	0	0	0	0	1	NR
CUB	0	0	0	0	0	0	0	0	NR
DOR	1	0	0	0	0	0	1	0	0
ECU	20	0	1	0	4	11	0	2	2
ELS	18	0	0	0	5	5	2	3	3
GUT	12	0	0	0	5	4	1	1	1
HAI	9	1	1	3	1	2	0	1	0
HON	6	0	0	1	2	3	0	0	0
MEX	61	0	7	7	13	28	3	2	1
NIC	2	0	1	0	0	0	0	0	1
PAN	3	0	0	0	3	0	0	0	0
PAR	2	0	0	0	0	1	0	1	0
PER	7	0	0	0	1	6	0	0	0
URU	3	0	0	0	1	0	0	1	1
USA	0	0	0	0	0	0	0	0	0
VEN	23	1	3	5	3	5	2	0	4
<b>TOTAL</b>	<b>441</b>	<b>4</b>	<b>38</b>	<b>45</b>	<b>114</b>	<b>142</b>	<b>21</b>	<b>45</b>	<b>32</b>

CAR INCLUDES INFORMATION FROM ALL CAREC MEMBER COUNTRIES  
NR NO REPORT RECEIVED



**Last case with wild poliovirus had onset on February 19, 1990 in Mexico.**

## **New Polio Case Classification**

At the Technical Advisory Group (TAG) meeting in Mexico City this year, a new case definition for polio was recommended to minimize the false positive reporting of confirmed polio cases.

As of week 22, 1990, the weekly Polio Bulletin will report polio cases using the following new case classification approved by TAG:

**i. Confirmed poliomyelitis** - Acute paralytic illness associated with the isolation of wild poliovirus, irrespective of residual paralysis. Accordingly, the weekly Polio Bulletin will show these cases in Table 3.

**ii. Vaccine-associated poliomyelitis** - Acute paralytic illness in which vaccine virus is believed to be the cause of the disease. Vaccine-associated cases should be reported separately. They are not considered to be the same as confirmed polio with wild poliovirus isolates.

**iii. Not poliomyelitis** - Acute paralytic illness in which at least two adequate stool specimens have been obtained within two weeks after onset of paralysis and have been found negative for poliovirus. Aliquots of the original

*samples should be held at the laboratory for possible future use. To ensure the accuracy of this categorization, any patient who dies, is lost to follow-up, or who has residual paralysis at 60 days should have aliquots of the original specimens examined in two other laboratories in the network, using all appropriate techniques. If the specimens were adequate and all are negative, even these patients will be considered as "not polio" and will be "discarded". This classification represents a major change from the current system.*

**iv. Polio compatible** - Acute paralytic illness with compatible residual paralysis at 60 days, or death or loss to follow-up in which there were not at least two adequate stool specimens obtained within two weeks after onset of paralysis and examined in three different laboratories. This should be a very small proportion of cases. The Polio Bulletin will present these cases in Table 4.

The cases of acute flaccid paralysis (probable polio) still under investigation, will continue to be presented in Table 5. Tables 1 and 2 will combine to present virus isolation results.

Table No. 3  
CONFIRMED CASES OF POLIOMYELITIS, BY WEEK OF ONSET  
(PROVISIONAL DATA)

SITE	TOTAL 1989	CUMULATIVE		WEEKS									
		1989	1990	1- 4	5- 8	9-12	13-16	17	18	19	20	21	22
ARG	0	0	0	0	0	0	0	0	0	0	0	0	0
BOL	0	0	0	0	0	0	0	0	0	0	0	0	0
BRA	2	2	0	0	0	0	0	0	0	0	0	0	0
CAN	0	0	0	0	0	0	0	0	0	0	0	0	0
CAR	0	0	0	0	0	0	0	0	0	0	NR	0	0
CHI	0	0	0	0	0	0	0	0	0	0	0	0	0
COL	5	4	0	0	0	0	0	0	0	0	0	0	0
COR	0	0	0	0	0	0	0	0	0	0	0	0	0
CUB	0	0	0	0	0	0	0	0	0	0	0	0	0
DOR	0	0	0	0	0	0	0	0	0	0	0	0	0
ECU	2	0	0	0	0	0	0	0	0	0	0	0	0
ELS	0	0	0	0	0	0	0	0	0	0	0	0	0
GUT	0	0	0	0	0	0	0	0	0	0	0	0	0
HAI	0	0	0	0	0	0	0	0	0	0	NR	0	0
HON	0	0	0	0	0	0	0	0	0	0	0	0	0
MEX	13	4	1	0	0	1	0	0	0	0	0	0	0
NIC	0	0	0	0	0	0	0	0	0	0	0	0	0
PAN	0	0	0	0	0	0	0	0	0	0	0	0	0
PAR	0	0	0	0	0	0	0	0	0	0	0	0	0
PER	0	0	0	0	0	0	0	0	0	0	0	0	0
URU	0	0	0	0	0	0	0	0	0	0	0	0	0
USA	0	0	0	0	0	0	0	0	0	0	0	0	0
VEN	1	1	0	0	0	0	0	0	0	0	0	NR	0
TOTAL	23	11	1	0	0	1	0	0	0	0	0	0	0

Table No. 4  
POLIO COMPATIBLE CASES  
BY WEEK OF ONSET

SITE	TOTAL 1989	CUMULATIVE	
		1989	1990
ARG	0	0	0
BOL	2	2	0
BRA	34	14	4
CAN	0	0	0
CAR	0	0	0
CHI	0	0	0
COL	9	3	2
COR	0	0	0
CUB	0	0	0
DOR	0	0	0
ECU	3	1	0
ELS	3	1	0
GUT	3	1	0
HAI	2	0	0
HON	1	1	0
MEX	14	7	1
NIC	0	0	0
PAN	0	0	0
PAR	0	0	1
PER	18	5	0
URU	1	1	0
USA	0	0	0
VEN	15	2	2
TOTAL	105	49	10

Table No. 5  
CASES OF ACUTE FLACCID PARALYSIS UNDER INVESTIGATION,  
BY WEEK OF REPORT

SITE	CUM	WEEKS										
		1990	1- 4	5- 8	9-12	13-16	17	18	19	20	21	22
ARG	29	0	5	10	9	0	2	1	0	0	2	0
BOL	7	0	0	0	1	1	1	1	0	1	2	0
BRA	174	2	17	16	62	3	18	11	17	8	20	0
CAN	0	0	0	0	0	0	0	0	0	0	0	0
CAR	3	0	0	0	0	0	0	0	3	NR	0	0
CHI	0	0	0	0	0	0	0	0	0	0	0	0
COL	45	0	6	5	9	5	2	9	5	4	0	0
COR	1	0	0	0	0	0	0	0	0	0	0	1
CUB	0	0	0	0	0	0	0	0	0	0	0	0
DOR	1	0	0	0	0	0	0	0	0	1	0	0
ECU	20	0	1	2	6	2	5	3	1	0	2	2
ELS	17	0	0	1	6	0	1	0	4	2	3	0
GUT	12	0	0	0	6	2	1	1	0	1	1	0
HAI	9	1	1	3	1	1	0	0	1	NR	1	0
HON	6	0	0	1	2	0	1	1	1	0	0	0
MEX	55	0	6	6	13	3	6	4	14	1	2	0
NIC	3	0	1	0	1	0	0	0	0	0	0	0
PAN	3	0	0	0	3	0	0	0	0	0	0	0
PAR	2	0	0	0	0	0	0	1	0	0	1	0
PER	7	0	0	0	1	0	1	4	1	0	0	0
URU	2	0	0	0	1	0	0	0	0	0	0	0
USA	0	0	0	0	0	0	0	0	0	0	0	0
VEN	19	1	3	5	3	2	1	1	1	2	NR	0
TOTAL	417	4	40	49	124	19	39	41	45	21	35	0

CAR INCLUDES INFORMATION FROM ALL CAREC MEMBER COUNTRIES  
NR NO REPORT RECEIVED



**PAN AMERICAN HEALTH ORGANIZATION**  
 Pan American Sanitary Bureau, Regional Office of the  
**WORLD HEALTH ORGANIZATION**

Vol. 5, No. 21

**EXPANDED PROGRAM ON IMMUNIZATION**  
**POLIO SURVEILLANCE IN THE AMERICAS**

*Weekly Bulletin for the  
 week ending 26 May 1990*

**LAST CASE WITH WILD POLIOVIRUS HAD ONSET ON FEBRUARY 19, 1990 IN MEXICO**

Status of Analysis of Stool Samples, by Laboratory and Country,  
 Weeks 89/22 - 90/21

LAB.	CNTRY.	TOTAL *	RATE** per 100,000 <15 yrs	WITHOUT RESULTS			% ISOLA- TION	NEG.	ENTEROVIRUS ISOLATION			CHARACTERIZATION		
				Not yet in Lab	<10 wks	>10 wks			OTHER ENTERO- VIRUS	Pending	Lab.	Vaccine	Wild P1 P3	
CAR	DOR	8	0.3	1	0	0	14.3	6	1	0	-	0	0	0
	HAI	13	0.5	5	0	0	25.0	6	1	0	CDC	1	0	0
	SUR	1	6.3	0	0	0	0.0	1	0	0	-	0	0	0
FIO	BOL	38	1.2	10	7	2	5.3	18	1	0	-	0	0	0
	BRA	421	0.8	3	9	5	14.4	346	28	0	FIO	30	0	0
	PER	84	0.9	3	13	2	30.3	46	6	2	FIO CDC	7 5	0 0	0 0
INC	BEL	1	0.0	0	0	0	100.0	0	1	0	-	0	0	0
	COR	3	0.3	0	0	0	33.3	2	1	0	-	0	0	0
	ELS	77	3.2	5	3	0	34.8	45	19	0	CDC	5	0	0
	GUT	80	1.9	0	1	0	46.8	42	31	0	CDC	6	0	0
	HON	59	2.6	3	6	0	18.0	41	8	0	CDC	1	0	0
	NIC	12	0.7	0	0	0	41.7	7	3	0	CDC	2	0	0
IND	MEX	175	0.5	9	33	16	27.6	84	19	2	CDC	2	0	10
INH	VEN	85	1.1	4	5	2	21.6	58	11	0	CDC	5	0	0
INS	COL	144	1.2	3	18	2	16.5	101	17	1	CDC	1	1	0
	ECU	48	1.1	1	14	1	15.6	27	2	1	CDC	0	2	0
MAL	ARG	56	0.6	0	4	2	34.0	33	16	0	MAL	1	0	0
	PAR	14	0.8	1	7	0	50.0	3	3	0	-	0	0	0
	URU	5	0.6	0	0	0	40.0	3	2	0	-	0	0	0
<b>TOTAL</b>		<b>1323</b>	<b>0.9</b>	<b>48</b>	<b>120</b>	<b>32</b>	<b>22.6</b>	<b>869</b>	<b>170</b>	<b>6</b>		<b>66</b>	<b>3</b>	<b>10</b>

\* EACH SAMPLE RELATES TO A PROBABLE CASE  
 \*\* POPULATION UNDER 15 YEARS OF AGE (GOLD STANDARD: 1/100,000)

**STATUS OF POLIOVIRUS PENDING INTRATYPIC DIFFERENTIATION**  
 Weeks 89/22 - 90/21

LAB	COUNTRY	POLIOVIRUS												TOTAL
		NOT YET IN LAB				IN LAB < 4 Wks				IN LAB > 4 Wks				
		P1	P2	P3	MIX	P1	P2	P3	MIX	P1	P2	P3	MIX	
CDC	COL	0	0	1	0	0	0	0	0	0	0	0	0	1
	ECU	0	0	0	0	0	0	0	0	1	0	0	0	1
	MEX	1	1	0	0	0	0	0	0	0	0	0	0	2
FIO	PER	0	0	1	1	0	0	0	0	0	0	0	0	2
	<b>TOTAL</b>	<b>1</b>	<b>1</b>	<b>2</b>	<b>1</b>	<b>0</b>	<b>0</b>	<b>0</b>	<b>0</b>	<b>1</b>	<b>0</b>	<b>0</b>	<b>0</b>	<b>6</b>

## EXPANDED PROGRAM ON IMMUNIZATION POLIO SURVEILLANCE IN THE AMERICAS

Weekly Bulletin for the  
week ending 26 May 1990

### CONFIRMED CASES OF POLIOMYELITIS, BY WEEK OF ONSET (PROVISIONAL DATA)

SITE	TOTAL 1989	CUMULATIVE		WEEKS									
		1989	1990	1- 4	5- 8	9-12	13-16	17	18	19	20	21	
ARG	0	0	0	0	0	0	0	0	0	0	0	0	0
BOL	2	2	0	0	0	0	0	0	0	0	0	0	0
BRA	36	19	4	4	0	0	0	0	0	0	0	0	0
CAN	0	0	0	0	0	0	0	0	0	0	0	0	0
CAR	0	0	0	0	0	0	0	0	0	0	0	0	NR
CHI	0	0	0	0	0	0	0	0	0	0	0	0	0
COL	14	7	2	0	2	0	0	0	0	0	0	0	0
COR	0	0	0	0	0	0	0	NR	NR	NR	NR	NR	NR
CUB	0	0	0	0	0	0	0	0	0	0	0	0	0
DOR	0	0	0	0	0	0	0	0	0	0	0	0	0
ECU	5	1	0	0	0	0	0	0	0	0	0	0	NR
ELS	3	1	0	0	0	0	0	0	0	0	0	0	0
GUT	3	1	0	0	0	0	0	0	0	0	0	0	0
HAI	2	1	0	0	0	0	0	0	0	0	0	0	NR
HON	1	1	0	0	0	0	0	0	0	0	0	0	0
MEX	27	12	1	0	1	0	0	0	0	0	0	0	0
NIC	0	0	0	0	0	0	0	0	0	0	0	0	NR
PAN	0	0	0	0	0	0	0	0	0	0	0	0	0
PAR	0	0	0	0	0	0	0	0	0	0	0	0	0
PER	18	6	0	0	0	0	0	0	0	0	0	0	0
* URU	1	1	0	0	0	0	0	0	0	0	0	0	NR
USA	0	0	0	0	0	0	0	0	0	0	0	0	0
VEN	16	3	2	0	2	0	0	0	0	0	0	0	0
TOTAL	128	55	9	4	5	0	0	0	0	0	0	0	0

\* ALL CASES ARE VACCINE RELATED  
 CAR INCLUDES INFORMATION FROM ALL CAREC MEMBER COUNTRIES  
 NR NO REPORT RECEIVED

### CASES OF ACUTE FLACCID PARALYSIS UNDER INVESTIGATION, BY WEEK OF REPORT

SITE	TOTAL 1989	CUM 1990	WEEKS										
			1- 4	5- 8	9-12	13-16	17	18	19	20	21		
ARG	0	27	0	5	10	9	0	2	1	0	0	0	0
BOL	0	9	0	0	1	2	2	2	1	0	1	0	1
BRA	6	173	2	21	22	64	8	22	8	18	8	8	0
CAN	0	0	0	0	0	0	0	0	0	0	0	0	0
# CAR	0	3	0	0	0	0	0	0	3	0	NR	0	NR
CHI	0	0	0	0	0	0	0	0	0	0	0	0	0
COL	0	46	0	6	5	9	5	2	10	5	4	4	4
COR	0	0	0	0	0	0	NR	NR	NR	NR	NR	NR	NR
CUB	0	0	0	0	0	0	0	0	0	0	0	0	0
DOR	0	1	0	0	0	0	0	0	0	0	0	0	1
ECU	0	20	0	1	2	6	2	5	3	1	NR	NR	NR
ELS	0	15	0	0	2	6	0	1	0	4	2	2	2
GUT	0	11	0	0	0	6	2	1	1	0	1	1	1
HAI	0	8	1	1	3	1	1	0	0	1	NR	0	NR
HON	0	6	0	0	1	2	0	1	1	1	0	0	0
MEX	0	49	0	6	6	13	3	5	4	12	0	0	0
NIC	0	4	0	1	0	1	0	0	2	0	NR	0	NR
PAN	0	3	0	0	0	3	0	0	0	0	0	0	0
PAR	0	7	0	0	2	2	1	1	0	1	0	0	0
PER	0	8	0	0	0	1	0	1	4	1	1	1	1
URU	1	1	0	0	0	1	0	0	0	0	NR	0	NR
USA	0	0	0	0	0	0	0	0	0	0	0	0	0
VEN	0	17	1	3	5	3	2	1	1	1	1	0	0
TOTAL	7	408	4	44	59	129	26	44	39	45	18	18	18

# ONE CASE FROM SURINAME  
 CAR INCLUDES INFORMATION FROM ALL CAREC MEMBER COUNTRIES  
 NR NO REPORT RECEIVED

**PAN AMERICAN HEALTH ORGANIZATION**  
**Pan American Sanitary Bureau, Regional Office of the**  
**WORLD HEALTH ORGANIZATION**

Vol. 5, No. 20

**EXPANDED PROGRAM ON IMMUNIZATION**  
**POLIO SURVEILLANCE IN THE AMERICAS**

Weekly Bulletin for the  
week ending 19 May 1990

Status of Analysis of Stool Samples, by Laboratory and Country,  
Weeks 89/21 - 90/20

LAB.	CNTRY.	TOTAL *	RATE** per 100,000 <15 yrs	WITHOUT RESULTS			% ISOLA- TION	NEG.	ENTEROVIRUS ISOLATION CHARACTERIZATION					
				Not yet in Lab	<10 wks	>10 wks			OTHER ENTERO- VIRUS	Pending	Lab.	Vaccine	Wild	
													P1	P3
CAR	DOR	8	0.3	1	0	0	14.3	6	1	0	---	0	0	0
	HAI	13	0.5	5	0	0	25.0	6	1	0	CDC	1	0	0
	SUR	1	6.3	0	0	0	0.0	1	0	0	---	0	0	0
FIO	BOL	38	1.2	10	7	2	5.3	18	1	0	---	0	0	0
	BRA	440	0.8	3	14	6	15.1	354	29	4	FIO	30	0	0
	PER	84	0.9	4	10	2	30.9	47	6	2	FIO CDC	8 5	0 0	0 0
INC	BEL	1	0.0	0	0	0	100.0	0	1	0	---	0	0	0
	COR	3	0.3	0	0	0	33.3	2	1	0	---	0	0	0
	ELS	73	3.0	3	2	0	33.8	45	19	0	CDC	4	0	0
	GUT	80	1.9	0	3	0	46.8	41	30	0	CDC	6	0	0
	HON	55	2.4	0	5	0	24.0	38	11	0	CDC	1	0	0
	NIC	12	0.7	0	0	0	41.7	7	3	0	CDC	2	0	0
	PAN	1	0.1	1	0	0	0.0	0	0	0	---	0	0	0
IND	MEX	169	0.5	13	26	16	28.1	82	20	1	CDC	2	0	9
INH	VEN	85	1.1	4	6	1	21.6	58	11	0	CDC	5	0	0
INS	COL	147	1.2	3	18	2	16.9	103	17	1	CDC	1	2	0
	ECU	51	1.2	1	14	2	17.6	28	2	1	FIO CDC	1 0	0 2	0 0
MAL	ARG	58	0.6	0	4	2	36.5	33	18	0	MAL	1	0	0
	PAR	14	0.8	1	7	2	50.0	2	2	0	---	0	0	0
	URU	5	0.6	0	0	0	40.0	3	2	0	---	0	0	0
TOTAL		1338	0.9	49	116	35	23.2	874	175	9		67	4	9

\* EACH SAMPLE RELATES TO A PROBABLE CASE  
\*\* POPULATION UNDER 15 YEARS OF AGE (GOLD STANDARD: 1/100,000)  
\*\*\* LAST WILD POLIOVIRUS HAD ONSET DECEMBER 30, 1989

STATUS OF POLIOVIRUS PENDING INTRATYPIC DIFFERENTIATION  
Weeks 89/21 - 90/20

LAB	COUNTRY	POLIOVIRUS												TOTAL
		NOT YET IN LAB				IN LAB < 4 Wks				IN LAB > 4 Wks				
		P1	P2	P3	MIX	P1	P2	P3	MIX	P1	P2	P3	MIX	
CDC	COL	0	0	1	0	0	0	0	0	0	0	0	0	1
	ECU	0	0	0	0	0	0	0	0	1	0	0	0	1
	MEX	0	1	0	0	0	0	0	0	0	0	0	0	1
	FIO	BRA	1	0	0	3	0	0	0	0	0	0	0	0
	PER	0	0	1	1	0	0	0	0	0	0	0	0	2
TOTAL		1	1	2	4	0	0	0	0	1	0	0	0	9

## EXPANDED PROGRAM ON IMMUNIZATION POLIO SURVEILLANCE IN THE AMERICAS

Weekly Bulletin for the  
week ending 19 May 1990

### CONFIRMED CASES OF POLIOMYELITIS, BY WEEK OF ONSET (PROVISIONAL DATA)

SITE	TOTAL 1989	CUMULATIVE		WEEKS								
		1989	1990	1- 4	5- 8	9-12	13-16	17	18	19	20	
ARG	0	0	0	0	0	0	0	0	0	0	0	0
BOL	2	2	0	0	0	0	0	0	0	0	0	0
BRA	36	18	3	3	0	0	0	0	0	0	0	0
CAN	0	0	0	0	0	0	0	0	0	0	0	0
CAR	0	0	0	0	0	0	0	0	0	0	0	0
CHI	0	0	0	0	0	0	0	0	0	0	0	0
COL	14	7	2	0	2	0	0	0	0	0	0	0
COR	0	0	0	0	0	0	0	NR	NR	NR	NR	NR
CUB	0	0	0	0	0	0	0	0	0	0	0	0
DOR	0	0	0	0	0	0	0	0	0	0	0	0
ECU	5	1	0	0	0	0	0	0	0	0	0	0
ELS	3	1	0	0	0	0	0	0	0	0	0	0
GUT	3	1	0	0	0	0	0	0	0	0	0	0
HAI	2	1	0	0	0	0	0	0	0	0	0	NR
HON	1	1	0	0	0	0	0	0	0	0	0	0
MEX	27	12	2	1	1	0	0	0	0	0	0	0
NIC	0	0	0	0	0	0	0	0	0	0	0	0
PAN	0	0	0	0	0	0	0	0	0	0	0	0
PAR	0	0	0	0	0	0	0	0	0	0	0	NR
PER	18	6	0	0	0	0	0	0	0	0	0	0
* URU	1	1	0	0	0	0	0	0	0	0	0	0
USA	0	0	0	0	0	0	0	0	0	0	0	0
VEN	16	3	1	0	1	0	0	0	0	0	0	0
TOTAL	128	54	8	4	4	0	0	0	0	0	0	0

\* ALL CASES ARE VACCINE RELATED

CAR INCLUDES INFORMATION FROM ALL CAREC MEMBER COUNTRIES

NR NO REPORT RECEIVED

### CASES OF ACUTE FLACCID PARALYSIS UNDER INVESTIGATION, BY WEEK OF REPORT

SITE	TOTAL 1989	CUM 1990	WEEKS								
			1- 4	5- 8	9-12	13-16	17	18	19	20	
ARG	0	28	0	5	10	9	0	2	1	1	1
BOL	0	8	0	0	1	2	2	2	1	0	0
BRA	6	176	5	23	34	67	12	26	7	2	2
CAN	0	0	0	0	0	0	0	0	0	0	0
# CAR	1	3	0	0	0	0	0	0	3	0	0
CHI	0	0	0	0	0	0	0	0	0	0	0
COL	0	42	0	6	5	9	5	2	10	5	5
COR	0	0	0	0	0	0	NR	NR	NR	NR	NR
CUB	0	0	0	0	0	0	0	0	0	0	0
DOR	0	0	0	0	0	0	0	0	0	0	0
ECU	1	20	0	1	2	6	2	5	3	1	1
ELS	0	14	0	0	4	6	0	1	0	3	3
GUT	0	10	0	0	0	6	2	1	1	0	0
HAI	0	7	1	1	3	1	1	0	0	NR	NR
HON	0	12	0	1	6	3	0	1	0	1	1
MEX	0	47	0	5	8	14	3	4	4	9	9
NIC	0	5	0	1	0	1	1	0	2	0	0
PAN	0	3	0	0	0	3	0	0	0	0	0
PAR	0	7	0	0	2	2	1	1	1	NR	NR
PER	0	8	0	0	0	2	0	1	4	1	1
URU	1	1	0	0	0	1	0	0	0	0	0
USA	0	0	0	0	0	0	0	0	0	0	0
VEN	0	18	1	3	6	3	2	1	1	1	1
TOTAL	9	409	7	46	81	135	31	47	38	24	24

# ONE CASE FROM SURINAME

CAR INCLUDES INFORMATION FROM ALL CAREC MEMBER COUNTRIES

NR NO REPORT RECEIVED





**PAN AMERICAN HEALTH ORGANIZATION**  
Pan American Sanitary Bureau, Regional Office of the  
**WORLD HEALTH ORGANIZATION**

Vol. 5, No. 19

**EXPANDED PROGRAM ON IMMUNIZATION  
POLIO SURVEILLANCE IN THE AMERICAS**

*Weekly Bulletin for the  
week ending 12 May 1990*

**Status of Analysis of Stool Samples, by Laboratory and Country,  
Weeks 89/20 - 90/19**

LAB.	CNTRY.	TOTAL *	RATE** per 100,000 <15 yrs	WITHOUT RESULTS			% ISOLA- TION	NEG.	ENTEROVIRUS ISOLATION			CHARACTERIZATION			
				Not yet in Lab	<10 wks	>10 wks			OTHER ENTERO- VIRUS	Pending	Lab.	Vaccine	Wild		
													P1	P3	
CAR	DOR	9	0.3	2	0	0	14.3	6	1	0	---	0	0	0	
	HAI	8	0.3	0	0	0	25.0	6	1	0	CDC	1	0	0	
	SUR	1	6.3	0	0	0	0.0	1	0	0	---	0	0	0	
FIO	BOL	31	1.0	4	8	1	0.0	18	0	0	---	0	0	0	
	BRA	435	0.8	10	14	10	16.2	336	29	0	FIO	36	0	0	
	PER	84	0.9	0	11	3	28.6	50	5	2	FIO CDC	8 5	0	0	
INC	BEL	1	0.0	0	0	0	100.0	0	1	0	---	0	0	0	
	COR	3	0.3	0	0	0	33.3	2	1	0	---	0	0	0	
	ELS	77	3.2	3	2	0	36.1	46	20	1	CDC	5	0	0	
	GUT	83	2.0	0	3	0	46.3	43	31	0	CDC	6	0	0	
	HON	58	2.5	11	5	0	45.2	23	18	0	CDC	1	0	0	
	NIC	12	0.7	0	0	0	41.7	7	3	0	CDC	2	0	0	
PAN	1	0.1	1	0	0	0.0	0	0	0	---	0	0	0		
IND	MEX	164	0.5	14	25	12	27.4	82	19	1	CDC	2	0	9	
INH	VEN	84	1.1	4	3	1	22.4	59	12	0	CDC	5	0	0	
INS	COL	146	1.2	1	8	3	18.7	109	19	1	CDC	3	2	0	
	ECU	53	1.2	2	13	2	16.7	30	2	1	FIO CDC	1 0	0 2	0 0	
MAL	ARG	58	0.6	0	5	1	36.5	33	18	0	MAL	1	0	0	
	PAR	14	0.8	1	8	1	50.0	2	2	0	---	0	0	0	
	URU	6	0.7	0	0	0	50.0	3	3	0	---	0	0	0	
TOTAL		1328	0.9	53	105	34	24.6	856	185	6		76	4	9	

\* EACH SAMPLE RELATES TO A PROBABLE CASE  
 \*\* POPULATION UNDER 15 YEARS OF AGE (GOLD STANDARD: 1/100,000)  
 \*\*\* LAST WILD POLIOVIRUS HAD ONSET DECEMBER 31, 1989

**STATUS OF POLIOVIRUS PENDING INTRATYPIC DIFFERENTIATION**  
Weeks 89/19 - 90/18

LAB	COUNTRY	NOT YET IN LAB				POLIOVIRUS IN LAB < 4 Wks				IN LAB > 4 Wks				TOTAL
		P1	P2	P3	MIX	P1	P2	P3	MIX	P1	P2	P3	MIX	
CDC	COL	0	0	1	0	0	0	0	0	0	0	0	0	1
	ECU	0	0	0	0	0	0	0	0	1	0	0	0	1
	ELS	1	0	0	0	0	0	0	0	0	0	0	0	1
	MEX	0	1	0	0	0	0	0	0	0	0	0	0	1
	PER	0	0	0	0	0	0	0	0	1	0	0	0	1
FIO	PER	0	0	0	1	0	0	0	0	0	0	0	0	1
TOTAL		1	1	1	1	0	0	0	0	2	0	0	0	6

## EXPANDED PROGRAM ON IMMUNIZATION POLIO SURVEILLANCE IN THE AMERICAS

Weekly Bulletin for the  
week ending 12 May 1990

### CONFIRMED CASES OF POLIOMYELITIS, BY WEEK OF ONSET (PROVISIONAL DATA)

SITE	TOTAL 1989	CUMULATIVE		WEEKS										
		1989	1990	1- 4	5- 8	9-12	13	14	15	16	17	18	19	
ARG	0	0	0	0	0	0	0	0	0	0	0	0	0	0
BOL	2	2	0	0	0	0	0	0	0	0	0	0	0	0
BRA	36	18	1	1	0	0	0	0	0	0	0	0	0	0
CAN	0	0	0	0	0	0	0	0	0	0	0	0	0	0
CAR	0	0	0	0	0	0	0	0	0	0	0	0	0	0
CHI	0	0	0	0	0	0	0	0	0	0	0	0	0	0
COL	14	7	2	0	2	0	0	0	0	0	0	0	0	0
COR	0	0	0	0	0	0	0	0	0	NR	NR	NR	NR	0
CUB	0	0	0	0	0	0	0	0	0	0	0	NR	0	0
DOR	0	0	0	0	0	0	0	0	0	0	0	0	0	0
ECU	5	0	0	0	0	0	0	0	0	0	0	0	0	0
ELS	3	1	0	0	0	0	0	0	0	0	0	0	0	0
GUT	3	1	0	0	0	0	0	0	0	0	0	0	0	0
HAI	2	1	0	0	0	0	0	0	0	0	0	0	0	NR
HON	2	2	0	0	0	0	0	0	0	0	0	0	0	NR
MEX	27	12	2	1	1	0	0	0	0	0	0	0	0	0
NIC	0	0	0	0	0	0	0	0	0	0	0	0	0	0
PAN	0	0	0	0	0	0	0	0	0	0	0	0	0	0
PAR	0	0	0	0	0	0	0	0	0	0	0	0	0	NR
PER	17	6	0	0	0	0	0	0	0	0	0	0	0	0
* URU	1	1	0	0	0	0	0	0	0	0	0	0	0	0
USA	0	0	0	0	0	0	0	0	0	0	0	0	0	0
VEN	16	3	1	0	1	0	0	0	0	0	0	0	0	0
TOTAL	128	54	6	2	4	0	0	0	0	0	0	0	0	0

\* ALL CASES ARE VACCINE RELATED

CAR INCLUDES INFORMATION FROM ALL CAREC MEMBER COUNTRIES

NR NO REPORT RECEIVED

### CASES OF ACUTE FLACCID PARALYSIS UNDER INVESTIGATION, BY WEEK OF REPORT

SITE	TOTAL 1989	CUM 1990	WEEKS											
			1- 4	5- 8	9-12	13	14	15	16	17	18	19		
ARG	0	27	0	5	10	0	1	8	0	0	2	1		
BOL	0	11	0	0	3	0	1	0	1	1	4	1		
BRA	6	189	6	27	24	97	0	0	0	0	20	15		
CAN	0	0	0	0	0	0	0	0	0	0	0	0		
* CAR	1	0	0	0	0	0	0	0	0	0	0	0		
CHI	0	0	0	0	0	0	0	0	0	0	0	0		
COL	0	35	0	6	6	4	1	2	3	5	0	8		
COR	0	0	0	0	0	0	0	0	NR	NR	NR	NR		
CUB	0	0	0	0	0	0	0	0	0	0	NR	0		
DOR	0	0	0	0	0	0	0	0	0	0	0	0		
ECU	1	21	1	1	3	0	3	2	1	2	5	3		
ELS	0	13	0	0	5	0	2	1	3	0	1	1		
GUT	0	10	0	0	0	1	0	2	3	2	1	1		
HAI	5	6	1	1	0	0	2	0	0	2	0	NR		
HON	0	12	0	1	7	0	0	0	4	0	0	NR		
MEX	0	45	2	7	9	2	1	3	9	4	3	5		
NIC	0	5	0	1	0	1	0	0	0	1	0	2		
PAN	0	3	0	0	0	0	2	1	0	0	0	0		
PAR	0	6	0	0	2	0	0	1	1	1	1	NR		
PER	0	7	0	0	1	0	0	1	2	0	1	2		
URU	1	1	0	0	0	0	0	0	1	0	0	0		
USA	0	0	0	0	0	0	0	0	0	0	0	0		
VEN	0	18	1	3	7	2	0	0	1	2	1	1		
TOTAL	14	409	11	52	77	107	13	21	29	20	39	40		

# ONE CASE FROM SURINAME

CAR INCLUDES INFORMATION FROM ALL CAREC MEMBER COUNTRIES

NR NO REPORT RECEIVED

**PAN AMERICAN HEALTH ORGANIZATION**  
Pan American Sanitary Bureau, Regional Office of the  
**WORLD HEALTH ORGANIZATION**

Vol. 5, No. 18

**EXPANDED PROGRAM ON IMMUNIZATION**  
**POLIO SURVEILLANCE IN THE AMERICAS**

Weekly Bulletin for the  
week ending 5 May 1990

Status of Analysis of Stool Samples, by Laboratory and Country,  
Weeks 89/19 - 90/18

LABORATORY	COUNTRY	TOTAL *	RATE** per 100,000 <15 yrs	POLIOVIRUS***		NEG.	OTHER ENTERO- VIRUS	RESULT UNKNOWN TO PAHO	WITHOUT RESULTS			
				Vaccine	Wild				Total	Not yet in Lab	<10 wks	>10 wks
CAR	DOR	9	0.3	0	0	6	1	0	2	2	0	0
	HAI	8	0.3	1	0	6	1	0	0	0	0	0
	SUR	1	6.3	0	0	1	0	0	0	0	0	0
FIO	BOL	28	0.9	0	0	12	0	0	16	4	10	2
	BRA	468	0.9	39	0	362	31	0	36	10	18	8
	PER	86	1.0	13	1	49	5	0	18	0	12	6
INC	BEL	1	0.0	0	0	0	1	0	0	0	0	0
	COR	3	0.3	0	0	2	1	0	0	0	0	0
	ELS	76	3.2	3	0	47	19	0	7	2	5	0
	GUT	87	2.1	5	0	45	32	0	5	0	5	0
	HON	62	2.7	1	0	23	14	0	24	15	9	0
	NIC	12	0.7	2	0	7	3	0	0	0	0	0
	PAN	2	0.2	0	0	0	0	0	2	2	0	0
INH	VEN	83	1.1	5	0	59	12	0	7	3	3	1
INS	COL	151	1.3	3	1	115	19	0	13	2	11	0
	ECU	38	0.9	1	1	30	2	0	4	0	2	2
ISE	MEX	157	0.4	4	9	81	30	0	33	26	7	0
MAL	ARG	61	0.6	1	0	34	20	0	6	0	5	1
	PAR	14	0.8	0	0	2	2	0	10	7	3	0
	URU	6	0.7	0	0	3	3	0	0	0	0	0
TOTAL		1353	0.9	78	12	884	196	0	183	73	90	20

\* EACH SAMPLE RELATES TO A PROBABLE CASE  
 \*\* POPULATION UNDER 15 YEARS OF AGE (GOLD STANDARD: 1/100,000)  
 \*\*\* LAST WILD POLIOVIRUS HAD ONSET DECEMBER 31, 1989

STATUS OF POLIOVIRUS PENDING INTRATYPIC DIFFERENTIATION  
Weeks 89/19 - 90/18

LAB	COUNTRY	POLIOVIRUS												TOTAL
		NOT YET IN LAB				IN LAB < 4 Wks				IN LAB > 4 Wks				
		P1	P2	P3	MIX	P1	P2	P3	MIX	P1	P2	P3	MIX	
CDC	COL	0	0	1	0	0	0	0	0	0	0	0	0	1
	ECU	0	0	0	0	0	0	0	0	2	0	0	0	2
	ELS	1	0	1	0	0	0	0	0	0	0	0	0	2
	GUT	0	0	1	0	0	0	0	0	0	0	0	0	1
	MEX	0	1	0	0	0	0	0	0	0	0	0	0	1
FIO	PER	0	0	0	1	0	0	0	0	0	0	0	1	
TOTAL		1	1	3	1	0	0	0	0	2	0	0	0	8

## EXPANDED PROGRAM ON IMMUNIZATION POLIO SURVEILLANCE IN THE AMERICAS

Weekly Bulletin for the  
week ending 5 May 1990

### CONFIRMED CASES OF POLIOMYELITIS, BY WEEK OF ONSET (PROVISIONAL DATA)

SITE	TOTAL 1989	CUMULATIVE		WEEKS									
		1989	1990	1- 4	5- 8	9-12	13	14	15	16	17	18	
ARG	0	0	0	0	0	0	0	0	0	0	0	0	0
BOL	2	2	0	0	0	0	0	0	0	0	0	0	0
BRA	36	14	1	1	0	0	0	0	0	0	0	0	0
CAN	0	0	0	0	0	0	0	0	0	0	0	0	0
CAR	0	0	0	0	0	0	0	0	0	0	0	0	0
CHI	0	0	0	0	0	0	0	0	0	0	0	0	0
COL	14	7	2	0	2	0	0	0	0	0	0	0	0
COR	0	0	0	0	0	0	0	0	0	NR	NR	NR	NR
CUB	0	0	0	0	0	0	0	0	0	0	0	0	0
DOR	0	0	0	0	0	0	0	0	0	0	0	0	0
ECU	5	0	0	0	0	0	0	0	0	0	0	0	0
ELS	3	1	0	0	0	0	0	0	0	0	0	0	0
GUT	3	1	0	0	0	0	0	0	0	0	0	0	0
HAI	2	1	0	0	0	0	0	0	0	0	0	0	0
HON	2	2	0	0	0	0	0	0	0	0	0	0	0
MEX	26	11	1	1	0	0	0	0	0	0	0	0	0
NIC	0	0	0	0	0	0	0	0	0	0	0	0	0
PAN	0	0	0	0	0	0	0	0	0	NR	NR	NR	NR
PAR	0	0	0	0	0	0	0	0	0	0	0	0	0
PER	17	5	0	0	0	0	0	0	0	0	0	0	0
* URU	1	1	0	0	0	0	0	0	0	0	0	0	0
USA	0	0	0	0	0	0	0	0	0	0	0	0	0
VEN	16	3	1	0	1	0	0	0	0	0	0	0	0
<b>TOTAL</b>	<b>127</b>	<b>48</b>	<b>5</b>	<b>2</b>	<b>3</b>	<b>0</b>	<b>0</b>	<b>0</b>	<b>0</b>	<b>0</b>	<b>0</b>	<b>0</b>	<b>0</b>

\* ALL CASES ARE VACCINE RELATED

CAR INCLUDES INFORMATION FROM ALL CAREC MEMBER COUNTRIES

NR NO REPORT RECEIVED

### CASES OF ACUTE FLACCID PARALYSIS UNDER INVESTIGATION, BY WEEK OF REPORT

SITE	TOTAL 1989	CUM 1990	WEEKS									
			1- 4	5- 8	9-12	13	14	15	16	17	18	
ARG	0	26	0	5	10	0	1	8	0	0	0	2
BOL	0	18	0	1	8	0	3	0	1	1	1	4
BRA	6	174	6	27	25	98	0	0	0	0	0	18
CAN	0	0	0	0	0	0	0	0	0	0	0	0
# CAR	1	0	0	0	0	0	0	0	0	0	0	0
CHI	0	0	0	0	0	0	0	0	0	0	0	0
COL	0	28	0	6	7	4	1	3	3	4	0	0
COR	0	0	0	0	0	0	0	0	NR	NR	NR	NR
CUB	0	0	0	0	0	0	0	0	0	0	0	0
DOR	0	0	0	0	0	0	0	0	0	0	0	0
ECU	1	17	1	1	3	0	3	2	1	2	2	4
ELS	0	16	0	0	7	0	2	1	3	0	3	0
GUT	0	8	0	0	0	1	0	2	3	2	0	0
HAI	5	6	1	1	0	0	2	0	0	2	0	0
HON	0	12	0	1	7	0	0	0	4	0	0	0
MEX	0	41	2	9	12	2	1	3	9	3	0	0
NIC	0	4	0	1	1	1	0	0	0	1	0	0
PAN	0	3	0	0	0	0	2	1	NR	NR	NR	NR
PAR	0	6	0	0	2	0	0	1	1	1	1	1
PER	0	4	0	0	1	0	0	0	2	0	1	0
URU	1	1	0	0	0	0	0	0	1	0	0	0
USA	0	0	0	0	0	0	0	0	0	0	0	0
VEN	0	19	1	3	7	2	0	0	1	2	3	0
<b>TOTAL</b>	<b>14</b>	<b>383</b>	<b>11</b>	<b>55</b>	<b>90</b>	<b>108</b>	<b>15</b>	<b>21</b>	<b>29</b>	<b>18</b>	<b>36</b>	<b>0</b>

# ONE CASE FROM SURINAME

CAR INCLUDES INFORMATION FROM ALL CAREC MEMBER COUNTRIES

NR NO REPORT RECEIVED



**PAN AMERICAN HEALTH ORGANIZATION**  
**Pan American Sanitary Bureau, Regional Office of the**  
**WORLD HEALTH ORGANIZATION**

Vol. 5, No. 17

**EXPANDED PROGRAM ON IMMUNIZATION**  
**POLIO SURVEILLANCE IN THE AMERICAS**

*Weekly Bulletin for the*  
*week ending 28 April 1990*

Status of Analysis of Stool Samples, by Laboratory and Country,  
 Weeks 89/18 - 90/17

LABORATORY	COUNTRY	TOTAL *	RATE** per 100,000 <15 yrs	POLIOVIRUS***		NEG.	OTHER ENTERO- VIRUS	RESULT UNKNOWN TO PAHO	WITHOUT RESULTS			
				Vaccine	Wild				Total	Not yet in Lab	<10 wks	>10 wks
CAR	DOR	9	0.3	0	0	6	1	0	2	2	0	0
	HAI	8	0.3	1	0	6	1	0	0	0	0	0
	SUR	1	0.0	0	0	1	0	0	0	0	0	0
FIO	BOL	28	0.9	0	0	10	0	0	18	10	6	2
	BRA	486	0.9	41	0	356	31	0	58	15	20	23
	PER	98	1.1	13	1	57	5	0	22	0	15	7
INC	BEL	1	0.0	0	0	0	1	0	0	0	0	0
	COR	3	0.3	0	0	2	1	0	0	0	0	0
	ELS	74	3.1	3	0	45	19	0	7	2	5	0
	GUT	86	2.0	5	0	45	30	0	6	0	6	0
	HON	53	2.3	1	0	20	17	0	15	15	0	0
	NIC	12	0.7	2	0	7	3	0	0	0	0	0
	PAN	2	0.2	0	0	0	0	0	2	2	0	0
INH	VEN	81	1.1	5	0	57	12	0	7	3	4	0
	COL	139	1.2	3	1	108	14	0	13	4	9	0
INS	ECU	39	0.9	2	1	31	1	0	4	0	2	2
	MEX	115	0.3	3	9	77	18	0	8	3	3	2
INDRE MAL	ARG	60	0.6	2	0	32	20	0	6	0	5	1
	PAR	14	0.8	0	0	2	2	0	10	8	2	0
	URU	6	0.7	0	0	3	3	0	0	0	0	0
TOTAL		1315	0.5	81	12	865	179	0	178	64	77	37

\* EACH SAMPLE RELATES TO A PROBABLE CASE  
 \*\* POPULATION UNDER 15 YEARS OF AGE (GOLD STANDARD: 1/100,000)  
 \*\*\* LAST WILD POLIOVIRUS HAD ONSET DECEMBER 31, 1989

STATUS OF POLIOVIRUS PENDING INTRATYPIC DIFFERENTIATION  
 Weeks 89/18 - 90/17

LAB	COUNTRY	POLIOVIRUS												TOTAL
		NOT YET IN LAB				IN LAB < 4 Wks				IN LAB > 4 Wks				
		P1	P2	P3	MIX	P1	P2	P3	MIX	P1	P2	P3	MIX	
CDC	ECU	0	0	0	0	0	0	0	0	2	0	0	0	2
	ELS	1	0	1	0	0	0	0	0	0	0	0	0	2
	GUT	0	0	1	0	0	0	0	0	0	0	0	0	1
TOTAL		1	0	2	0	0	0	0	0	2	0	0	0	5

## EXPANDED PROGRAM ON IMMUNIZATION POLIO SURVEILLANCE IN THE AMERICAS

Weekly Bulletin for the  
week ending 28 April 1990

### CONFIRMED CASES OF POLIOMYELITIS, BY WEEK OF ONSET (PROVISIONAL DATA)

SITE	TOTAL 1989	CUMULATIVE		WEEKS								
		1989	1990	1- 4	5- 8	9-12	13	14	15	16	17	
ARG	0	0	0	0	0	0	0	0	0	0	0	0
BOL	2	2	0	0	0	0	0	0	0	0	0	0
BRA	41	14	1	1	0	0	0	0	0	0	0	0
CAN	0	0	0	0	0	0	0	0	0	0	0	0
CAR	0	0	0	0	0	0	0	0	0	0	0	0
CHI	0	0	0	0	0	0	0	0	0	0	0	0
COL	14	7	0	0	0	0	0	0	0	NR	NR	NR
COR	0	0	0	0	0	0	0	0	0	NR	NR	NR
CUB	0	0	0	0	0	0	0	0	0	0	0	0
DOR	0	0	0	0	0	0	0	0	0	0	0	0
ECU	5	0	0	0	0	0	0	0	0	0	0	0
ELS	2	0	0	0	0	0	0	0	0	0	0	0
GUT	3	1	0	0	0	0	0	0	0	0	0	0
HAI	2	1	0	0	0	0	0	0	0	0	NR	NR
HON	2	2	0	0	0	0	0	0	0	0	0	0
MEX	26	11	1	1	0	0	0	0	0	0	0	0
NIC	0	0	0	0	0	0	0	0	0	0	0	0
PAN	0	0	0	0	0	0	0	0	0	NR	NR	NR
PAR	0	0	0	0	0	0	0	0	0	0	0	0
PER	17	5	0	0	0	0	0	0	0	0	0	0
* URU	1	1	0	0	0	0	0	0	0	0	0	NR
USA	0	0	0	0	0	0	0	0	0	0	0	0
VEN	16	3	1	0	1	0	0	0	0	0	0	0
TOTAL	131	47	3	2	1	0	0	0	0	0	0	0

\* ALL CASES ARE VACCINE RELATED

CAR INCLUDES INFORMATION FROM ALL CAREC MEMBER COUNTRIES

NR NO REPORT RECEIVED

### CASES OF ACUTE FLACCID PARALYSIS UNDER INVESTIGATION, BY WEEK OF REPORT

SITE	TOTAL 1989	CUM 1990	WEEKS									
			1- 4	5- 8	9-12	13	14	15	16	17		
ARG	0	23	0	5	10	0	1	7	0	0	0	0
BOL	0	16	0	1	9	0	3	0	2	0	0	1
BRA	6	159	7	29	26	97	0	0	0	0	0	0
CAN	0	0	0	0	0	0	0	0	0	0	0	0
# CAR	1	0	0	0	0	0	0	0	0	0	0	0
CHI	0	0	0	0	0	0	0	0	0	0	0	0
COL	0	30	1	8	12	5	1	3	NR	NR	NR	NR
COR	0	0	0	0	0	0	0	0	NR	NR	NR	NR
CUB	0	0	0	0	0	0	0	0	0	0	0	0
DOR	0	0	0	0	0	0	0	0	0	0	0	0
ECU	1	17	3	5	3	0	3	2	1	0	0	0
ELS	0	15	0	0	9	0	2	1	3	0	0	0
GUT	0	9	0	1	0	1	0	3	2	0	0	2
HAI	5	4	1	1	0	0	2	0	0	NR	NR	NR
HON	0	12	0	1	7	0	0	0	4	0	0	0
MEX	0	37	3	10	12	2	2	3	3	2	0	1
NIC	0	4	0	1	1	1	0	0	0	0	0	1
PAN	0	3	0	0	0	0	2	1	NR	NR	NR	NR
PAR	0	7	0	0	4	0	0	1	1	0	0	1
PER	0	3	0	0	1	0	0	0	2	0	0	0
URU	1	1	0	0	0	0	0	0	1	NR	NR	NR
USA	0	0	0	0	0	0	0	0	0	0	0	0
VEN	0	16	1	4	8	2	0	0	1	0	0	0
TOTAL	14	356	16	66	102	108	16	21	20	7	0	0

# ONE CASE FROM SURINAME

CAR INCLUDES INFORMATION FROM ALL CAREC MEMBER COUNTRIES

NR NO REPORT RECEIVED



**PAN AMERICAN HEALTH ORGANIZATION**  
Pan American Sanitary Bureau, Regional Office of the  
**WORLD HEALTH ORGANIZATION**

Vol. 5, No. 16

**EXPANDED PROGRAM ON IMMUNIZATION**  
**POLIO SURVEILLANCE IN THE AMERICAS**

*Weekly Bulletin for the*  
*week ending 21 April 1990*

Status of Analysis of Stool Samples, by Laboratory and Country,  
Weeks 89/17 - 90/16

LABORATORY	COUNTRY	TOTAL *	RATE** per 100,000 <15 yrs	POLIOVIRUS***		NEG.	OTHER ENTERO- VIRUS	RESULT UNKNOWN TO PAHO	WITHOUT RESULTS			
				Vaccine	Wild				Total	Not yet in Lab	<10 wks	>10 wks
CAR	DOR	9	0.3	0	0	6	1	0	2	2	0	0
	HAI	8	0.3	1	0	6	1	0	0	0	0	0
	SUR	1	0.0	0	0	1	0	0	0	0	0	0
FIO	BOL	21	0.7	0	0	9	0	0	12	4	6	2
	BRA	550	1.0	43	0	388	37	0	82	28	28	26
	PER	100	1.1	14	1	55	5	0	25	7	12	6
INC	BEL	1	0.0	0	0	0	1	0	0	0	0	0
	COR	3	0.3	0	0	2	1	0	0	0	0	0
	ELS	72	3.0	3	0	45	19	0	5	4	1	0
	GUT	84	2.0	5	0	43	29	0	7	0	6	1
	HON	55	2.4	1	0	20	17	0	17	17	0	0
	NIC	12	0.7	2	0	7	3	0	0	0	0	0
	PAN	3	0.3	0	0	0	0	0	3	3	0	0
INH	VEN	82	1.1	5	0	55	12	0	10	4	6	0
INS	COL	147	1.2	3	1	114	16	0	13	4	9	0
	ECU	39	0.9	1	1	27	1	0	9	2	6	1
ISE	MEX	160	0.5	5	9	81	18	0	47	15	26	6
MAL	ARG	63	0.6	2	0	33	20	0	8	0	7	1
	PAR	15	0.9	0	0	3	2	0	10	8	2	0
	URU	7	0.8	0	0	4	3	0	0	0	0	0
TOTAL		1432	0.5	85	12	899	186	0	250	98	109	43

\* EACH SAMPLE RELATES TO A PROBABLE CASE  
 \*\* POPULATION UNDER 15 YEARS OF AGE (GOLD STANDARD: 1/100,000)  
 \*\*\* LAST WILD POLIOVIRUS HAD ONSET DECEMBER 6, 1989

STATUS OF POLIOVIRUS PENDING INTRATYPIC DIFFERENTIATION  
Weeks 89/17 - 90/16

LAB	COUNTRY	POLIOVIRUS												TOTAL
		NOT YET IN LAB				IN LAB < 4 Wks				IN LAB > 4 Wks				
		P1	P2	P3	MIX	P1	P2	P3	MIX	P1	P2	P3	MIX	
CDC	ECU	0	0	0	0	0	0	0	0	2	0	0	0	2
	ELS	1	0	1	0	0	0	0	0	0	0	0	0	2
	GUT	0	0	1	0	0	0	0	0	0	0	0	0	1
TOTAL		1	0	2	0	0	0	0	0	2	0	0	0	5

# EXPANDED PROGRAM ON IMMUNIZATION POLIO SURVEILLANCE IN THE AMERICAS

Weekly Bulletin for the  
week ending 21 April 1990

## CONFIRMED CASES OF POLIOMYELITIS, BY WEEK OF ONSET (PROVISIONAL DATA)

SITE	TOTAL 1989	CUMULATIVE		WEEKS							
		1989	1990	1- 4	5- 8	9-12	13	14	15	16	
ARG	0	0	0	0	0	0	0	0	0	0	0
BOL	2	2	0	0	0	0	0	0	0	NR	0
BRA	42	13	1	1	0	0	0	0	0	0	0
CAN	0	0	0	0	0	0	0	0	0	0	0
CAR	0	0	0	0	0	0	0	0	0	0	0
CHI	0	0	0	0	0	0	0	0	0	0	0
COL	14	7	0	0	0	0	0	0	0	0	NR
COR	0	0	0	0	0	0	0	0	0	0	NR
CUB	0	0	0	0	0	0	0	0	0	0	0
DOR	0	0	0	0	0	0	0	0	0	0	NR
ECU	4	0	0	0	0	0	0	0	0	0	0
ELS	2	0	0	0	0	0	0	0	0	0	0
GUT	3	1	0	0	0	0	0	0	0	0	0
HAI	2	1	0	0	0	0	0	0	0	0	0
HON	2	2	0	0	0	0	0	NR	0	NR	0
MEX	26	10	1	1	0	0	0	0	0	0	0
NIC	0	0	0	0	0	0	0	0	0	0	0
PAN	0	0	0	0	0	0	0	0	NR	NR	0
PAR	0	0	0	0	0	0	0	0	0	0	0
PER	17	5	0	0	0	0	0	0	0	0	0
* URU	1	1	0	0	0	0	0	NR	NR	0	0
USA	0	0	0	0	0	0	0	0	0	0	0
VEN	16	3	1	0	1	0	0	0	0	0	0
TOTAL	131	45	3	2	1	0	0	0	0	0	0

\* ALL CASES ARE VACCINE RELATED

CAR INCLUDES INFORMATION FROM ALL CAREC MEMBER COUNTRIES

NR NO REPORT RECEIVED

## CASES OF ACUTE FLACCID PARALYSIS UNDER INVESTIGATION, BY WEEK OF REPORT

SITE	TOTAL 1989	CUM 1990	WEEKS						
			1- 4	5- 8	9-12	13	14	15	16
ARG	0	29	0	9	10	0	2	8	0
BOL	0	19	0	1	7	3	1	4	3
BRA	6	159	13	40	31	75	0	0	0
CAN	0	0	0	0	0	0	0	0	0
# CAR	1	0	0	0	0	0	0	0	0
CHI	0	0	0	0	0	0	0	0	0
COL	0	30	1	8	12	5	1	3	NR
COR	0	0	0	0	0	0	0	0	NR
CUB	0	0	0	0	0	0	0	0	0
DOR	0	0	0	0	0	0	0	0	NR
ECU	0	16	2	5	3	0	3	2	1
ELS	0	16	0	1	9	0	2	1	3
GUT	0	7	0	1	0	1	0	2	3
HAI	5	4	1	1	0	0	2	0	0
HON	0	9	0	1	7	0	NR	0	1
MEX	0	34	2	12	8	4	2	3	3
NIC	0	3	0	1	1	0	1	0	0
PAN	0	3	0	0	0	0	2	1	NR
PAR	0	7	0	0	5	0	0	1	1
PER	0	3	0	0	1	0	0	0	2
URU	0	3	2	0	0	0	NR	NR	1
USA	0	0	0	0	0	0	0	0	0
VEN	0	16	1	4	8	2	0	0	1
TOTAL	12	358	22	84	102	90	16	25	19

# ONE CASE FROM SURINAME

CAR INCLUDES INFORMATION FROM ALL CAREC MEMBER COUNTRIES

NR NO REPORT RECEIVED





**PAN AMERICAN HEALTH ORGANIZATION**  
Pan American Sanitary Bureau, Regional Office of the  
**WORLD HEALTH ORGANIZATION**

Vol. 5, No. 15

**EXPANDED PROGRAM ON IMMUNIZATION**  
**POLIO SURVEILLANCE IN THE AMERICAS**

*Weekly Bulletin for the*  
*week ending 14 April 1990*

Status of Analysis of Stool Samples, by Laboratory and Country,  
Weeks 89/16 - 90/15

LABORATORY	COUNTRY	TOTAL *	RATE** per 100,000 <15 yrs	POLIOVIRUS***		NEG.	OTHER ENTERO- VIRUS	RESULT UNKNOWN TO PAHO	WITHOUT RESULTS			
				Vaccine	Wild				Total	Not yet in Lab	<10 wks	>10 wks
CAR	DOR	9	0.3	0	0	6	1	0	2	2	0	0
	HAI	9	0.3	1	0	7	1	0	0	0	0	0
FIO	BOL	21	0.7	0	0	9	0	0	12	4	6	2
	BRA	477	0.9	40	0	378	37	0	22	7	5	10
	PER	100	1.1	14	1	55	5	0	25	7	12	6
INC	BEL	1	0.0	0	0	0	1	0	0	0	0	0
	COR	3	0.3	0	0	2	1	0	0	0	0	0
	ELS	68	2.8	3	0	42	17	0	6	2	4	0
	GUT	82	2.0	5	0	44	28	0	5	0	5	0
	HON	56	2.4	1	0	20	17	0	18	18	0	0
	NIC	12	0.7	2	0	7	3	0	0	0	0	0
	PAN	3	0.3	0	0	0	0	0	3	3	0	0
INH	VEN	82	1.1	5	0	55	12	0	10	3	7	0
INS	COL	149	1.3	3	1	116	16	0	13	4	9	0
	ECU	41	0.9	1	1	29	1	0	9	2	6	1
ISE	MEX	161	0.5	5	9	81	19	0	47	15	27	5
MAL	ARG	59	0.6	2	0	33	20	0	4	0	4	0
	PAR	15	0.9	0	0	3	2	0	10	8	2	0
	URU	7	0.8	0	0	4	3	0	0	0	0	0
TOTAL		1355	0.5	82	12	891	184	0	186	75	87	24

\* EACH SAMPLE RELATES TO A PROBABLE CASE  
 \*\* POPULATION UNDER 15 YEARS OF AGE (GOLD STANDARD: 1/100,000)  
 \*\*\* LAST WILD POLIOVIRUS HAD ONSET DECEMBER 6, 1989

STATUS OF POLIOVIRUS PENDING INTRATYPIC DIFFERENTIATION  
Weeks 89/16 - 90/15

LAB	COUNTRY	POLIOVIRUS												TOTAL
		NOT YET IN LAB				IN LAB < 4 Wks				IN LAB > 4 Wks				
		P1	P2	P3	MIX	P1	P2	P3	MIX	P1	P2	P3	MIX	
CDC	COL	0	0	0	0	0	0	0	0	0	0	0	0	0
	ECU	0	0	0	0	0	0	0	0	2	0	0	0	2
	ELS	1	0	1	0	0	0	0	0	0	0	0	0	2
	GUT	0	0	1	0	0	0	0	0	0	0	0	0	1
	MEX	0	0	0	0	0	0	0	0	0	0	0	0	0
	PER	0	0	0	0	0	0	0	0	0	0	0	0	0
	VEN	0	0	0	0	0	0	0	0	0	0	0	0	0
FIO	BRA	0	0	1	0	0	0	0	0	0	0	0	0	1
TOTAL		1	0	3	0	0	0	0	0	2	0	0	0	6

## EXPANDED PROGRAM ON IMMUNIZATION POLIO SURVEILLANCE IN THE AMERICAS

Weekly Bulletin for the  
week ending 14 April 1990

### CONFIRMED CASES OF POLIOMYELITIS, BY WEEK OF ONSET (PROVISIONAL DATA)

SITE	TOTAL 1989	CUMULATIVE		WEEKS									
		1989	1990	1- 4	5- 8	9	10	11	12	13	14	15	
ARG	0	0	0	0	0	0	0	0	0	0	0	0	0
BOL	2	2	0	0	0	0	0	0	0	0	0	0	0
BRA	43	13	1	1	0	0	0	0	0	0	0	0	0
CAN	0	0	0	0	0	0	0	0	0	0	0	0	0
CAR	0	0	0	0	0	0	0	0	0	0	0	0	0
CHI	0	0	0	0	0	0	0	0	0	0	0	0	0
COL	14	7	0	0	0	0	0	0	0	0	0	0	0
COR	0	0	0	0	0	0	0	0	0	0	NR	NR	NR
CUB	0	0	0	0	0	0	0	0	0	0	0	0	0
DOR	0	0	0	0	0	0	0	0	0	0	0	NR	NR
ECU	4	0	0	0	0	0	0	0	0	0	0	0	0
ELS	2	0	0	0	0	0	0	0	0	0	0	0	0
GUT	3	1	0	0	0	0	0	0	0	0	0	0	0
HAI	2	1	0	0	0	0	0	0	0	0	0	0	0
HON	2	2	0	0	0	0	0	0	0	0	NR	NR	NR
MEX	26	10	1	1	0	0	0	0	0	0	0	0	0
NIC	0	0	0	0	0	0	0	0	0	0	0	0	0
PAN	0	0	0	0	0	0	0	0	0	0	0	NR	NR
PAR	0	0	0	0	0	0	0	0	0	0	0	0	0
PER	17	5	0	0	0	0	0	0	0	0	0	0	0
* URU	1	1	0	0	0	0	0	0	0	0	NR	NR	NR
USA	0	0	0	0	0	0	0	0	0	0	0	0	0
VEN	16	3	1	0	1	0	0	0	0	0	0	0	0
TOTAL	132	45	3	2	1	0	0	0	0	0	0	0	0

\* ALL CASES ARE VACCINE RELATED

CAR INCLUDES INFORMATION FROM ALL CAREC MEMBER COUNTRIES

NR NO REPORT RECEIVED

### CASES OF ACUTE FLACCID PARALYSIS UNDEXT INVESTIGATION, BY WEEK OF REPORT

SITE	TOTAL 1989	CUM 1990	WEEKS									
			1- 4	5- 8	9	10	11	12	13	14	15	
ARG	0	25	0	9	0	4	4	1	1	1	5	5
BOL	2	17	0	1	2	2	0	4	3	1	4	4
BRA	11	156	16	41	0	26	1	5	67	0	0	0
CAN	0	0	0	0	0	0	0	0	0	0	0	0
# CAR	1	0	0	0	0	0	0	0	0	0	0	0
CHI	0	0	0	0	0	0	0	0	0	0	0	0
COL	0	30	1	8	5	4	1	2	5	1	3	3
COR	0	0	0	0	0	0	0	0	0	NR	NR	NR
CUB	0	0	0	0	0	0	0	0	0	0	0	0
DOR	0	0	0	0	0	0	0	0	0	0	NR	NR
ECU	0	19	5	5	0	1	2	1	0	3	2	2
ELS	0	16	0	5	2	2	1	4	0	1	1	1
GUT	0	6	0	2	0	0	0	0	1	1	2	2
HAI	5	4	1	1	0	0	0	0	0	2	0	0
HON	0	9	0	1	0	2	2	4	0	NR	NR	NR
MEX	0	35	3	14	2	3	1	2	4	2	4	4
NIC	0	3	0	1	0	0	0	1	0	1	0	0
PAN	0	1	0	0	0	0	0	0	0	0	1	1
PAR	0	6	0	0	0	4	0	1	0	0	0	0
PER	0	2	0	0	0	0	1	0	1	0	0	0
URU	0	2	2	0	0	0	0	0	0	NR	NR	NR
USA	0	0	0	0	0	0	0	0	0	0	0	0
VEN	0	17	2	5	0	3	2	3	2	0	0	0
TOTAL	19	348	30	93	11	51	15	28	84	13	23	23

# ONE CASE FROM SURINAME

CAR INCLUDES INFORMATION FROM ALL CAREC MEMBER COUNTRIES

NR NO REPORT RECEIVED



**PAN AMERICAN HEALTH ORGANIZATION**  
Pan American Sanitary Bureau, Regional Office of the  
**WORLD HEALTH ORGANIZATION**

Vol. 5, No. 14

**EXPANDED PROGRAM ON IMMUNIZATION  
POLIO SURVEILLANCE IN THE AMERICAS**

*Weekly Bulletin for the  
week ending 7 April 1990*

**Status of Analysis of Stool Samples, by Laboratory and Country,  
Weeks 89/15 - 90/14**

LABORATORY	COUNTRY	TOTAL *	RATE** per 100,000 <15 yrs	POLIOVIRUS***		NEG.	OTHER ENTERO- VIRUS	RESULT UNKNOWN TO PAHO	WITHOUT RESULTS			
				Vaccine	Wild				Total	Not yet in Lab	<10 wks	>10 wks
CAR	DOR	8	0.3	0	0	5	1	0	2	2	0	0
	HAI	9	0.3	1	0	7	1	0	0	0	0	0
FIO	BOL	21	0.7	0	0	9	0	0	12	4	6	2
	BRA	481	0.9	41	0	381	37	0	22	7	5	10
	PER	102	1.1	14	1	55	5	0	27	9	13	5
INC	BEL	1	0.0	0	0	0	1	0	0	0	0	0
	COR	3	0.3	0	0	2	1	0	0	0	0	0
	ELS	67	2.8	3	0	42	17	0	5	2	3	0
	GUT	82	2.0	5	0	44	28	0	5	0	5	0
	HON	56	2.4	1	0	20	17	0	18	18	0	0
	NIC	12	0.7	2	0	7	3	0	0	0	0	0
	PAN	3	0.3	0	0	0	0	0	3	3	0	0
INH	VEN	81	1.1	5	0	55	12	1	8	4	4	0
INS	COL	149	1.3	3	1	116	16	0	13	4	9	0
	ECU	41	0.9	1	1	29	1	0	9	2	6	1
ISE	MEX	161	0.5	5	9	81	19	0	47	15	27	5
MAL	ARG	54	0.5	1	0	30	18	0	5	0	5	0
	PAR	4	0.2	0	0	2	2	0	0	0	0	0
	URU	7	0.8	0	0	4	3	0	0	0	0	0
<b>TOTAL</b>		<b>1342</b>	<b>0.5</b>	<b>82</b>	<b>12</b>	<b>889</b>	<b>182</b>	<b>1</b>	<b>176</b>	<b>70</b>	<b>83</b>	<b>23</b>

\* EACH SAMPLE RELATES TO A PROBABLE CASE  
 \*\* POPULATION UNDER 15 YEARS OF AGE (GOLD STANDARD: 1/100,000)  
 \*\*\* LAST WILD POLIOVIRUS HAD ONSET DECEMBER 6, 1989

**STATUS OF POLIOVIRUS PENDING INTRATYPIC DIFFERENTIATION  
Weeks 89/15 - 89/14**

LAB	COUNTRY	POLIOVIRUS												TOTAL
		NOT YET IN LAB				IN LAB < 4 wks				IN LAB > 4 wks				
		P1	P2	P3	MIX	P1	P2	P3	MIX	P1	P2	P3	MIX	
CDC	ECU	0	0	0	0	0	0	0	0	2	0	0	0	2
	ELS	1	1	1	0	0	0	0	0	0	0	0	0	3
	GUT	0	0	1	0	0	0	0	0	0	0	0	0	1
FIO	BRA	0	0	1	0	0	0	0	0	0	0	0	0	1
<b>TOTAL</b>		<b>1</b>	<b>1</b>	<b>3</b>	<b>0</b>	<b>0</b>	<b>0</b>	<b>0</b>	<b>0</b>	<b>2</b>	<b>0</b>	<b>0</b>	<b>0</b>	<b>7</b>

# EXPANDED PROGRAM ON IMMUNIZATION POLIO SURVEILLANCE IN THE AMERICAS

Weekly Bulletin for the  
week ending 7 April 1990

CONFIRMED CASES OF POLIOMYELITIS, BY WEEK OF ONSET  
(PROVISIONAL DATA)

SITE	TOTAL 1989	CUMULATIVE		WEEKS								
		1989	1990	1- 4	5- 8	9	10	11	12	13	14	
ARG	0	0	0	0	0	0	0	0	0	0	0	0
BOL	2	2	0	0	0	0	0	0	0	0	0	0
BRA	43	13	1	1	0	0	0	0	0	0	0	0
CAN	0	0	0	0	0	0	0	0	0	0	0	0
CAR	0	0	0	0	0	0	0	0	0	0	0	NR
CHI	0	0	0	0	0	0	0	0	0	0	0	0
COL	14	7	0	0	0	0	0	0	0	0	0	NR
COR	0	0	0	0	0	0	0	0	0	0	0	NR
CUB	0	0	0	0	0	0	0	0	0	0	0	NR
DOR	0	0	0	0	0	0	0	0	0	0	0	0
ECU	4	0	0	0	0	0	0	0	0	0	0	0
ELS	2	0	0	0	0	0	0	0	0	0	0	0
GUT	3	1	0	0	0	0	0	0	0	0	0	0
HAI	2	1	0	0	0	0	0	0	0	0	0	NR
HON	2	2	0	0	0	0	0	0	0	0	0	NR
MEX	26	10	1	1	0	0	0	0	0	0	0	0
NIC	0	0	0	0	0	0	0	0	0	0	0	0
PAN	0	0	0	0	0	0	0	0	0	0	0	0
PAR	0	0	0	0	0	0	0	0	0	0	0	0
PER	16	5	0	0	0	0	0	0	0	0	0	0
* URU	1	1	0	0	0	0	0	0	0	0	0	NR
USA	0	0	0	0	0	0	0	0	0	0	0	0
VEN	16	3	0	0	0	0	0	0	0	0	0	0
TOTAL	131	45	2	2	0	0	0	0	0	0	0	0

\* ALL CASES ARE VACCINE-RELATED  
 CAR INCLUDES INFORMATION FROM ALL CAREC-MEMBER COUNTRIES  
 NR NO REPORT RECEIVED

CASES OF ACUTE FLACCID PARALYSIS UNDER INVESTIGATION,  
BY WEEK OF REPORT

SITE	TOTAL 1989	CUM 1990	WEEKS							
			1- 4	5- 8	9	10	11	12	13	14
ARG	12	14	1	5	0	2	2	0	3	1
BOL	2	13	0	1	2	2	0	4	3	1
BRA	16	130	16	42	0	27	1	5	39	0
CAN	0	0	0	0	0	0	0	0	0	0
#CAR	1	0	0	0	0	0	0	0	0	NR
CHI	0	0	0	0	0	0	0	0	0	0
COL	0	29	1	8	5	4	1	2	5	3
COR	0	0	0	0	0	0	0	0	0	NR
CUB	0	0	0	0	0	0	0	0	0	NR
DOR	0	1	0	1	0	0	0	0	0	0
ECU	0	17	5	5	0	1	2	1	0	3
ELS	0	13	0	3	2	2	1	4	0	1
GUT	1	7	0	3	0	0	0	0	1	3
HAI	5	2	1	1	0	0	0	0	0	NR
HON	0	9	0	1	0	2	2	4	0	NR
MEX	0	31	3	14	2	3	1	2	4	2
NIC	0	3	0	1	0	0	0	1	0	1
PAN	0	0	0	0	0	0	0	0	0	0
PAR	0	5	0	0	0	4	1	0	0	0
PER	0	2	0	0	0	0	1	0	1	0
URU	0	2	2	0	0	0	0	0	0	NR
USA	0	0	0	0	0	0	0	0	0	0
VEN	0	19	2	7	0	3	2	4	1	0
TOTAL	37	297	31	92	11	50	14	27	57	15

# ONE CASE FROM SURINAME  
 CAR INCLUDES INFORMATION FROM ALL CAREC-MEMBER COUNTRIES  
 NR NO REPORT RECEIVED



**PAN AMERICAN HEALTH ORGANIZATION**  
 Pan American Sanitary Bureau, Regional Office of the  
**WORLD HEALTH ORGANIZATION**

Vol. 5, No. 13

**EXPANDED PROGRAM ON IMMUNIZATION**  
**POLIO SURVEILLANCE IN THE AMERICAS**

*Weekly Bulletin for the  
 week ending 31 March 1990*

Status of Analysis of Stool Samples, by Laboratory and Country,  
 Weeks 89/14 - 90/13

LABORATORY	COUNTRY	TOTAL *	RATE** per 100,000 <15 yrs	POLIOVIRUS***		NEG.	OTHER ENTERO- VIRUS	RESULT UNKNOWN TO PAHO	WITHOUT RESULTS			
				Vaccine	Wild				Total	Not yet in Lab	<10 wks	>10 wks
CAR	DOR	8	0.3	0	0	5	1	0	2	2	0	0
	HAI	11	0.4	1	0	9	1	0	0	0	0	0
FIO	BOL	21	0.7	0	0	9	0	0	12	4	6	2
	BRA	515	0.9	42	0	402	42	0	29	10	6	13
	PER	101	1.1	13	0	47	4	0	37	19	9	9
INC	BEL	1	0.0	0	0	0	1	0	0	0	0	0
	COR	3	0.3	0	0	2	1	0	0	0	0	0
	ELS	69	2.9	3	0	43	17	0	6	3	3	0
	GUT	79	1.9	5	0	44	29	0	1	0	1	0
	HON	58	2.5	2	0	21	17	0	18	18	0	0
	NIC	11	0.6	2	0	6	3	0	0	0	0	0
	PAN	3	0.3	0	0	0	0	0	3	3	0	0
INH	VEN	77	1.0	4	0	52	12	1	8	6	1	1
INS	COL	156	1.3	3	1	123	14	0	15	9	6	0
	ECU	40	0.9	1	0	29	1	0	9	2	7	0
INDRE	MEX	155	0.4	5	6	83	20	0	41	12	26	3
MAL	ARG	54	0.5	1	0	31	18	0	4	0	4	0
	PAR	4	0.2	0	0	2	2	0	0	0	0	0
	URU	7	0.8	0	0	3	3	0	1	1	0	0
TOTAL		1373	0.5	82	7	911	186	1	186	89	69	28

\* EACH SAMPLE RELATES TO A PROBABLE CASE  
 \*\* POPULATION UNDER 15 YEARS OF AGE (GOLD STANDARD: 1/100,000)  
 \*\*\* LAST WILD POLIOVIRUS HAD ONSET ON OCT. 18, 1989

STATUS OF POLIOVIRUS PENDING INTRATYPIC DIFFERENTIATION  
 Weeks 89/14 - 90/13

LAB	COUNTRY	POLIOVIRUS												TOTAL
		NOT YET IN LAB				IN LAB < 4 Wks				IN LAB > 4 Wks				
		P1	P2	P3	MIX	P1	P2	P3	MIX	P1	P2	P3	MIX	
CDC	ECU	2	0	0	0	1	0	0	0	0	0	0	0	3
	ELS	1	0	1	0	0	0	0	0	0	0	0	0	2
	GUT	0	0	1	0	0	0	0	0	0	0	0	0	1
	MEX	0	0	0	0	0	0	0	0	0	0	3	0	3
	VEN	0	0	0	0	0	0	0	0	0	0	0	0	0
FIO	BRA	0	0	1	0	0	0	0	0	0	0	0	0	1
	PER	0	0	0	0	0	0	0	0	0	0	0	0	0
TOTAL		3	0	3	0	1	0	0	0	0	0	3	0	10

\* ONLY P3W IDENTIFIED IN 1988-1989

# EXPANDED PROGRAM ON IMMUNIZATION POLIO SURVEILLANCE IN THE AMERICAS

Weekly Bulletin for the  
week ending 31 March 1990

## CONFIRMED CASES OF POLIOMYELITIS, BY WEEK OF ONSET (PROVISIONAL DATA)

SITE	TOTAL 1989	CUMULATIVE		WEEKS						
		1989	1990	1- 4	5- 8	9	10	11	12	13
ARG	0	0	0	0	0	0	0	0	0	0
BOL	2	2	0	0	0	0	0	0	0	0
BRA	41	10	0	0	0	0	0	0	0	0
CAN	0	0	0	0	0	0	0	0	0	0
CAR	0	0	0	0	0	0	0	0	0	0
CHI	0	0	0	0	0	0	0	NR	NR	NR
COL	14	5	0	0	0	0	0	0	0	0
COR	0	0	0	0	0	NR	NR	NR	NR	NR
CUB	0	0	0	0	0	0	0	0	0	0
DOR	0	0	0	0	0	0	0	0	0	0
ECU	4	0	0	0	0	0	0	0	0	0
ELS	2	0	0	0	0	0	0	0	0	0
GUT	3	1	0	0	0	0	0	0	0	0
HAI	2	1	0	0	0	0	0	0	0	0
HON	2	2	0	0	0	0	0	0	0	0
MEX	25	7	1	1	0	0	0	0	0	0
NIC	0	0	0	0	0	0	0	0	0	NR
PAN	0	0	0	0	0	0	0	0	0	0
PAR	0	0	0	0	0	0	0	0	0	0
PER	16	3	0	0	0	0	0	0	0	0
*URU	1	1	0	0	0	0	0	0	0	0
USA	0	0	0	0	0	0	0	0	0	0
VEN	16	2	0	0	0	0	0	0	0	0
TOTAL	128	34	1	1	0	0	0	0	0	0

\* ALL CASES ARE VACCINE RELATED  
CAR INCLUDES INFORMATION FROM ALL CAREC MEMBER COUNTRIES  
NR NO REPORT RECEIVED

## CASES OF ACUTE FLACCID PARALYSIS, UNDER INVESTIGATION BY WEEK OF REPORT

SITE	TOTAL 1989	CUM 1990	WEEKS						
			1- 4	5- 8	9	10	11	12	13
ARG	12	13	1	5	0	2	2	0	3
BOL	2	13	0	1	2	2	0	5	3
BRA	24	119	17	42	0	26	1	6	27
CAN	0	0	0	0	0	0	0	0	0
#CAR	1	0	0	0	0	0	0	0	0
CHI	0	0	0	0	0	0	NR	NR	NR
COL	1	31	3	10	7	5	0	2	4
COR	0	0	0	0	NR	NR	NR	NR	NR
CUB	0	0	0	0	0	0	0	0	0
DOR	0	1	0	1	0	0	0	0	0
ECU	0	14	5	5	0	1	2	1	0
ELS	0	14	0	5	2	2	1	4	0
GUT	1	5	0	4	0	0	0	0	1
HAI	4	2	1	1	0	0	0	0	0
HON	0	9	0	1	0	2	2	4	0
MEX	0	34	4	17	2	5	3	2	1
NIC	0	2	0	1	0	0	0	1	NR
PAN	0	0	0	0	0	0	0	0	0
PAR	0	5	0	0	0	4	1	0	0
PER	0	5	0	0	0	0	1	0	4
URU	1	2	2	0	0	0	0	0	0
USA	0	0	0	0	0	0	0	0	0
VEN	0	19	2	9	0	3	2	3	0
TOTAL	46	288	35	102	13	52	15	28	43

# ONE CASE FROM SURINAME  
CAR INCLUDES INFORMATION FROM ALL CAREC MEMBER COUNTRIES  
NR NO REPORT RECEIVED

**PAN AMERICAN HEALTH ORGANIZATION**  
**Pan American Sanitary Bureau, Regional Office of the**  
**WORLD HEALTH ORGANIZATION**

Vol. 5, No. 12

**EXPANDED PROGRAM ON IMMUNIZATION**  
**POLIO SURVEILLANCE IN THE AMERICAS**

*Weekly Bulletin for the  
week ending 24 March 1990*

Status of Analysis of Stool Samples, by Laboratory and Country,  
Weeks 89/14 - 90/13

LABORATORY	COUNTRY	TOTAL *	RATE** per 100,000 <15 yrs	POLIOVIRUS***		NEG.	OTHER ENTERO- VIRUS	RESULT UNKNOWN TO PAHO	WITHOUT RESULTS			
				Vaccine	Wild				Total	Not yet in Lab	<10 wks	>10 wks
CAR	DOR	9	0.3	0	0	3	1	0	5	2	3	0
	HAI	11	0.4	1	0	5	3	0	2	0	2	0
FIO	BOL	16	0.5	0	0	9	0	0	7	5	0	2
	BRA	573	1.0	41	0	443	48	0	41	15	9	17
	PER	101	1.1	10	0	49	4	0	38	16	10	12
INC	BEL	1	0.0	0	0	0	1	0	0	0	0	0
	COR	3	0.3	0	0	2	1	0	0	0	0	0
	ELS	61	2.5	3	0	39	16	0	3	1	2	0
	GUT	83	2.0	7	0	41	29	0	6	0	5	1
	HON	58	2.5	2	0	20	12	0	24	18	6	0
	NIC	11	0.6	2	0	6	3	0	0	0	0	0
	PAN	3	0.3	0	0	0	0	0	3	3	0	0
INH	VEN	75	1.0	4	0	49	11	0	11	5	4	2
INS	COL	159	1.3	5	2	120	14	0	18	8	10	0
	ECU	40	0.9	2	0	29	1	0	8	1	7	0
ISE	MEX	144	0.4	5	7	86	20	0	26	25	0	1
MAL	ARG	51	0.5	0	0	31	18	0	1	0	1	0
	PAR	4	0.2	0	0	2	1	0	1	0	0	1
	URU	7	0.8	0	0	3	3	0	1	1	0	0
TOTAL		1410	0.5	82	9	937	186	0	195	100	59	36

\* EACH SAMPLE RELATES TO A PROBABLE CASE  
\*\* POPULATION UNDER 15 YEARS OF AGE (GOLD STANDARD: 1/100,000)  
\*\*\* LAST WILD POLIOVIRUS HAD ONSET ON OCT. 18, 1989

STATUS OF POLIOVIRUS PENDING INTRATYPIC DIFFERENTIATION  
Weeks 89/14 - 90/13

LAB	COUNTRY	POLIOVIRUS												TOTAL
		NOT YET IN LAB				IN LAB < 4 Wks				IN LAB > 4 Wks				
		P1	P2	P3	MIX	P1	P2	P3	MIX	P1	P2	P3	MIX	
CDC	ECU	1	0	0	0	1	0	0	0	0	0	0	0	2
	* MEX	0	0	0	0	0	0	0	0	0	0	3	0	3
FIO	BRA	1	0	2	0	0	0	0	0	0	0	0	0	3
INC	ELS	0	0	1	0	0	0	0	0	0	0	0	0	1
TOTAL		2	0	3	1	1	0	0	0	0	0	3	0	9

\* ONLY P3W IDENTIFIED IN 1988 - 1989

## EXPANDED PROGRAM ON IMMUNIZATION POLIO SURVEILLANCE IN THE AMERICAS

Weekly Bulletin for the  
week ending 24 March 1990

### CONFIRMED CASES OF POLIOMYELITIS, BY WEEK OF ONSET (PROVISIONAL DATA)

SITE	TOTAL 1989	CUMULATIVE		WEEKS					
		1989	1990	1- 4	5- 8	9	10	11	12
ARG	0	0	0	0	0	0	0	0	NR
BOL	2	2	0	0	0	0	0	0	0
BRA	41	10	0	0	0	0	0	0	0
CAN	0	0	0	0	0	0	0	0	0
CAR	0	0	0	0	0	0	0	0	0
CHI	0	0	0	0	0	0	0	NR	NR
COL	14	5	0	0	0	0	0	0	NR
COR	0	0	0	0	0	NR	NR	NR	NR
CUB	0	0	0	0	0	0	0	0	0
DOR	0	0	0	0	0	0	0	0	0
ECU	3	0	0	0	0	0	0	0	NR
ELS	2	0	0	0	0	0	0	0	0
GUT	3	1	0	0	0	0	0	0	0
HAI	2	1	0	0	0	0	0	0	0
HON	2	2	0	0	0	0	0	0	0
MEX	25	7	1	1	0	0	0	0	0
NIC	0	0	0	0	0	0	0	0	0
PAN	0	0	0	0	0	0	0	0	0
PAR	0	0	0	0	0	0	0	0	NR
PER	16	3	0	0	0	0	0	0	0
* URU	1	1	0	0	0	0	0	0	NR
USA	0	0	0	0	0	0	0	0	0
VEN	17	2	0	0	0	0	0	0	NR
TOTAL	128	34	1	1	0	0	0	0	0

\* ALL CASES ARE VACCINE RELATED  
CAR INCLUDES INFORMATION FROM ALL CAREC MEMBER COUNTRIES  
NR NO REPORT RECEIVED

### CASES OF ACUTE FLACCID PARALYSIS, UNDER INVESTIGATION BY WEEK OF REPORT

SITE	TOTAL 1989	CUM 1990	WEEKS					
			1- 4	5- 8	9	10	11	12
ARG	12	10	1	5	0	2	2	NR
BOL	2	11	1	1	2	2	0	5
BRA	42	97	18	43	0	29	1	6
CAN	0	0	0	0	0	0	0	0
# CAR	1	0	0	0	0	0	0	0
CHI	0	0	0	0	0	0	NR	NR
COL	2	27	4	12	7	4	0	NR
COR	0	0	0	0	NR	NR	NR	NR
CUB	0	0	0	0	0	0	0	0
DOR	0	4	0	4	0	0	0	0
ECU	3	11	5	5	0	1	0	NR
ELS	0	18	3	6	2	2	2	3
GUT	1	10	2	7	0	1	0	0
HAI	4	2	1	1	0	1	0	0
HON	0	9	0	1	0	2	2	4
MEX	0	28	4	15	1	4	0	4
NIC	0	3	0	1	1	0	0	1
PAN	0	0	0	0	0	0	0	0
PAR	0	5	0	0	0	4	1	NR
PER	0	2	0	0	1	0	1	NR
URU	1	2	2	0	0	0	0	NR
USA	0	0	0	0	0	0	0	NR
VEN	0	17	2	10	0	3	2	NR
TOTAL	68	256	43	111	14	55	11	23

# ONE CASE FROM SURINAME  
CAR INCLUDES INFORMATION FROM ALL CAREC MEMBER COUNTRIES  
NR NO REPORT RECEIVED





**PAN AMERICAN HEALTH ORGANIZATION**  
Pan American Sanitary Bureau, Regional Office of the  
**WORLD HEALTH ORGANIZATION**

Vol. 6, No. 11

**EXPANDED PROGRAM ON IMMUNIZATION**  
**POLIO SURVEILLANCE IN THE AMERICAS**

*Weekly Bulletin for the*  
*week ending 17 March 1990*

Status of Analysis of Stool Samples, by Laboratory and Country,  
Weeks 89/13 - 90/12

LABORATORY	COUNTRY	TOTAL *	RATE** per 100,000 <15 yrs	POLIOVIRUS***		NEG.	OTHER ENTERO- VIRUS	RESULT UNKNOWN TO PAHO	WITHOUT RESULTS			
				Vaccine	Wild				Total	Not yet In Lab	<10 wks	>10 wks
CAR	DOR	9	0.3	0	0	5	1	0	3	2	1	0
	HAI	12	0.5	1	0	8	3	0	0	0	0	0
FIO	BOL	12	0.4	0	0	8	1	0	3	0	0	3
	BRA	726	1.3	51	0	505	56	0	114	39	50	25
	PER	104	1.2	11	0	42	4	0	47	18	11	18
INC	BEL	1	0.0	0	0	0	1	0	0	0	0	0
	COR	3	0.3	0	0	2	1	0	0	0	0	0
	ELS	62	2.6	3	0	37	16	0	6	1	5	0
	GUT	84	2.0	7	0	44	29	0	4	0	4	0
	HON	54	2.3	2	0	21	12	0	19	19	0	0
	NIC	11	0.6	2	0	6	3	0	0	0	0	0
	PAN	3	0.3	0	0	0	0	0	3	3	0	0
INH	VEN	76	1.0	4	1	49	11	0	11	5	5	1
INS	COL	159	1.3	5	2	120	14	0	18	8	10	0
	ECU	41	1.0	2	0	30	1	0	9	0	8	0
IMORE	MEX	145	0.4	5	7	86	21	0	26	25	0	1
MAL	ARG	62	0.6	3	0	33	22	0	4	0	4	0
	PAR	4	0.2	0	0	2	2	0	0	0	0	0
	URU	7	0.8	0	0	3	3	0	1	1	0	0
<b>TOTAL</b>		<b>1575</b>	<b>0.5</b>	<b>96</b>	<b>10</b>	<b>1001</b>	<b>201</b>	<b>0</b>	<b>268</b>	<b>121</b>	<b>98</b>	<b>48</b>

\* EACH SAMPLE RELATES TO A PROBABLE CASE  
 \*\* POPULATION UNDER 15 YEARS OF AGE (GOLD STANDARD: 1/100,000)  
 \*\*\* LAST WILD POLIOVIRUS HAD ONSET ON OCT. 18, 1989

STATUS OF POLIOVIRUS PENDING INTRATYPIC DIFFERENTIATION  
Weeks 89/13 - 90/12

LAB	COUNTRY	POLIOVIRUS												TOTAL
		NOT YET IN LAB				IN LAB < 4 Wks				IN LAB > 4 Wks				
		P1	P2	P3	MIX	P1	P2	P3	MIX	P1	P2	P3	MIX	
CDC	* MEX	0	0	0	0	0	0	3	0	0	0	0	0	3
FIO	# BRA	0	0	1	0	0	0	0	0	0	0	0	0	1
<b>TOTAL</b>		<b>0</b>	<b>0</b>	<b>1</b>	<b>0</b>	<b>0</b>	<b>0</b>	<b>3</b>	<b>0</b>	<b>0</b>	<b>0</b>	<b>0</b>	<b>0</b>	<b>4</b>

\* ONLY P3W IDENTIFIED IN 1988 - 1989  
 # P3W IDENTIFIED IN 1989 AND P1W IN 1988 - 1989

# EXPANDED PROGRAM ON IMMUNIZATION POLIO SURVEILLANCE IN THE AMERICAS

Weekly Bulletin for the  
week ending 17 March 1990

### CONFIRMED CASES OF POLIOMYELITIS, BY WEEK OF ONSET (PROVISIONAL DATA)

SITE	TOTAL 1989	CUMULATIVE		WEEKS								
		1989	1990	1- 4	5	6	7	8	9	10	11	
ARG	0	0	0	0	0	0	0	0	0	0	0	0
BOL	2	2	0	0	0	0	0	0	0	0	0	0
BRA	42	9	0	0	0	0	0	0	0	0	0	0
CAN	0	0	0	0	0	0	0	0	0	0	0	0
CAR	0	0	0	0	0	0	0	0	0	0	0	0
CHI	0	0	0	0	0	0	0	0	0	0	0	0
COL	14	5	0	0	0	0	0	0	0	0	0	0
COR	0	0	0	0	0	0	0	0	0	0	0	0
CUB	0	0	0	0	0	0	0	0	0	0	0	0
DOR	0	0	0	0	0	0	0	0	0	0	0	0
ECU	4	0	0	0	0	0	0	0	0	0	0	0
ELS	2	0	0	0	0	0	0	0	0	0	0	0
GUT	3	1	0	0	0	0	0	0	0	0	0	0
HAI	2	1	0	0	0	0	0	0	0	0	0	0
HON	2	2	0	0	0	0	0	0	0	0	0	0
MEX	26	8	0	0	0	0	0	0	0	0	0	0
NIC	0	0	0	0	0	0	0	0	0	0	0	0
PAN	0	0	0	0	0	0	0	0	0	0	0	0
PAR	0	0	0	0	0	0	0	0	0	0	0	0
PER	16	3	0	0	0	0	0	0	0	0	0	0
* URU	1	1	0	0	0	0	0	0	0	0	0	0
USA	0	0	0	0	0	0	0	0	0	0	0	0
VEN	17	2	0	0	0	0	0	0	0	0	0	0
TOTAL	131	34	0	0	0	0	0	0	0	0	0	0

\* ALL CASES ARE VACCINE RELATED

CAR INCLUDES INFORMATION FROM ALL CAREC MEMBER COUNTRIES

NR NO REPORT RECEIVED

### CASE OF ACUTE FLACCID PARALYSIS, UNDER INVESTIGATION BY WEEK OF REPORT

SITE	TOTAL 1989	CUM 1990	WEEKS								
			1- 4	5	6	7	8	9	10	11	
ARG	12	15	1	0	2	4	4	0	2	2	0
BOL	2	6	1	0	0	0	1	2	2	2	0
BRA	51	94	21	8	4	10	21	0	29	1	0
CAN	0	0	0	0	0	0	0	0	0	0	0
# CAR	1	0	0	0	0	0	0	0	0	0	0
CHI	0	0	0	0	0	0	0	0	0	0	0
COL	2	27	4	1	6	2	3	7	4	0	0
COR	0	0	0	0	0	0	0	0	0	0	0
CUB	0	0	0	0	0	0	0	0	0	0	0
DOR	0	4	0	3	0	0	1	0	0	0	0
ECU	0	11	5	1	2	0	2	0	1	0	0
ELS	0	15	5	1	1	1	3	2	2	0	0
GUT	1	10	2	3	1	2	1	0	1	0	0
HAI	4	3	1	0	1	0	0	0	0	1	0
HON	0	11	4	2	0	1	0	2	2	0	0
MEX	0	29	7	2	6	2	8	1	3	0	0
NIC	0	2	0	1	0	0	0	1	0	0	0
PAN	0	0	0	0	0	0	0	0	0	0	0
PAR	0	5	0	0	0	0	0	4	1	0	0
PER	0	3	0	0	0	0	0	1	1	1	0
URU	1	2	2	0	0	0	0	0	0	0	0
USA	0	0	0	0	0	0	0	0	0	0	0
VEN	0	18	2	5	2	2	2	0	3	2	0
TOTAL	74	255	55	27	25	24	46	20	51	7	0

# ONE CASE FROM SURINAME

CAR INCLUDES INFORMATION FROM ALL CAREC MEMBER COUNTRIES

NR NO REPORT RECEIVED



**PAN AMERICAN HEALTH ORGANIZATION**  
**Pan American Sanitary Bureau, Regional Office of the**  
**WORLD HEALTH ORGANIZATION**

Vol. 5, No. 10

**EXPANDED PROGRAM ON IMMUNIZATION**  
**POLIO SURVEILLANCE IN THE AMERICAS**

*Weekly Bulletin for the*  
*week ending 10 March 1990*

Status of Analysis of Stool Samples, by Laboratory and Country,  
 Weeks 89/12 - 90/11

LABORATORY	COUNTRY	TOTAL *	RATE** per 100,000 <15 yrs	POLIOVIRUS***		NEG.	OTHER ENTERO- VIRUS	RESULT UNKNOWN TO PAHO	WITHOUT RESULTS			
				Vaccine	Wild				Total	Not yet in Lab	<10 wks	>10 wks
CAR	DOR	9	0.3	0	0	3	1	0	5	2	3	0
	HAI	11	0.4	1	0	5	3	0	2	0	2	0
FIO	BOL	12	0.4	0	0	9	1	0	2	1	0	1
	BRA	751	1.4	52	1	513	56	0	129	42	55	32
	PER	96	1.1	14	0	41	4	0	37	18	12	7
INC	BEL	1	0.0	0	0	0	1	0	0	0	0	0
	COR	3	0.3	0	0	2	1	0	0	0	0	0
	ELS	62	2.6	3	0	35	16	0	8	4	4	0
	GUT	84	2.0	7	0	44	29	0	4	0	4	0
	HON	55	2.4	2	0	21	12	0	20	20	0	0
	NIC	11	0.6	2	0	5	3	0	1	0	1	0
	PAN	3	0.3	0	0	0	0	0	3	3	0	0
INH	VEN	77	1.0	5	1	50	11	0	10	4	5	1
INS	COL	154	1.3	5	1	124	14	0	10	6	4	0
	ECU	43	1.0	3	0	30	1	0	9	4	4	1
ISE	MEX	141	0.4	5	8	88	21	0	19	18	0	1
MAL	ARG	59	0.6	3	0	33	20	0	3	0	3	0
	PAR	4	0.2	0	0	2	1	0	1	0	0	1
	URU	7	0.8	0	0	3	3	0	1	1	0	0
<b>TOTAL</b>		<b>1583</b>	<b>0.6</b>	<b>102</b>	<b>11</b>	<b>1008</b>	<b>198</b>	<b>0</b>	<b>264</b>	<b>123</b>	<b>97</b>	<b>44</b>

\* EACH SAMPLE RELATES TO A PROBABLE CASE  
 \*\* POLPULATION UNDER 15 YEARS OF AGE (GOLD STANDARD: 1/100,000)  
 \*\*\* LAST WILD POLIOVIRUS HAD ONSET ON OCT. 18, 1989

STATUS OF POLIOVIRUS PENDING INTRATYPIC DIFFERENTIATION  
 Weeks 89/12 - 90/11

LAB	COUNTRY	NOT YET IN LAB				POLIOVIRUS IN LAB < 4 Wks				IN LAB > 4 Wks				TOTAL
		P1	P2	P3	MIX	P1	P2	P3	MIX	P1	P2	P3	MIX	
CDC	ECU	0	0	0	0	1	0	0	0	0	0	0	0	1
	ELS	0	0	0	0	0	0	0	0	0	0	0	0	0
	GUT	0	0	0	0	0	0	0	0	0	0	0	0	0
	* MEX	0	0	0	0	0	0	3	0	0	0	0	0	3
	VEN	0	0	0	0	0	0	0	0	0	0	0	0	0
FIO	# BRA	1	0	2	0	0	0	0	0	0	0	0	3	
<b>TOTAL</b>		<b>1</b>	<b>0</b>	<b>2</b>	<b>0</b>	<b>1</b>	<b>0</b>	<b>3</b>	<b>0</b>	<b>0</b>	<b>0</b>	<b>0</b>	<b>7</b>	

\* ONLY P3W IDENTIFIED IN 1988 - 1989  
 # P3W IDENTIFIED IN 1989 AND P1W IN 1988 - 1989

## EXPANDED PROGRAM ON IMMUNIZATION POLIO SURVEILLANCE IN THE AMERICAS

Weekly Bulletin for the  
week ending 10 March 1990

### CONFIRMED CASES OF POLIOMYELITIS, BY WEEK OF ONSET (PROVISIONAL DATA)

SITE	TOTAL 1989	CUMULATIVE		WEEKS						
		1989	1990	1- 4	5	6	7	8	9	10
ARG	0	0	0	0	0	0	0	0	0	0
BOL	2	2	0	0	0	0	0	0	0	0
BRA	42	9	0	0	0	0	0	0	0	0
CAN	0	0	0	0	0	0	0	0	0	0
CAR	0	0	0	0	0	0	0	0	0	0
CHI	0	0	0	0	0	0	0	0	0	0
COL	17	6	0	0	0	0	0	0	0	0
COR	0	0	0	0	0	0	0	0	NR	NR
CUB	0	0	0	0	0	0	0	0	0	0
DOR	0	0	0	0	0	0	0	0	0	0
ECU	3	0	0	0	0	0	0	0	0	0
ELS	2	0	0	0	0	0	0	0	0	0
GUT	3	1	0	0	0	0	0	0	0	0
HAI	2	1	0	0	0	0	0	0	0	NR
HON	2	2	0	0	0	0	0	0	0	0
MEX	27	8	0	0	0	0	0	0	0	0
NIC	0	0	0	0	0	0	0	0	0	0
PAN	0	0	0	0	0	0	0	0	0	0
PAR	0	0	0	0	0	0	0	0	0	0
PER	16	3	0	0	0	0	0	0	0	0
* URU	1	1	0	0	0	0	0	0	0	0
USA	0	0	0	0	0	0	0	0	0	0
VEN	18	2	0	0	0	0	0	0	0	0
TOTAL	135	35	0	0	0	0	0	0	0	0

\* ALL CASES ARE VACCINE RELATED  
CAR INCLUDES INFORMATION FROM ALL CAREC MEMBER COUNTRIES  
NR NO REPORT RECEIVED

### CASES OF ACUTE FLACCID PARALYSIS, UNDER INVESTIGATION BY WEEK OF REPORT

SITE	TOTAL 1989	CUM 1990	WEEKS						
			1- 4	5	6	7	8	9	10
ARG	8	9	2	0	1	2	2	0	2
BOL	0	6	1	0	0	0	1	2	2
BRA	51	93	21	8	4	10	21	0	29
CAN	0	0	0	0	0	0	0	0	0
# CAR	1	0	0	0	0	0	0	0	0
CHI	0	0	0	0	0	0	0	0	0
COL	5	17	4	1	5	2	3	2	0
COR	0	0	0	0	0	0	0	NR	NR
CUB	0	0	0	0	0	0	0	0	0
DOR	0	4	0	3	0	0	1	0	0
ECU	3	11	5	1	2	0	2	0	1
ELS	0	15	5	1	1	1	3	2	2
GUT	3	11	3	3	1	2	1	0	1
HAI	4	2	1	0	1	0	0	0	NR
HON	0	11	4	2	0	1	0	2	2
MEX	0	29	7	2	6	2	8	1	3
NIC	0	2	0	1	0	0	0	1	0
PAN	0	0	0	0	0	0	0	0	0
PAR	0	5	0	0	0	0	0	4	1
PER	0	3	0	0	0	0	0	1	2
URU	1	2	2	0	0	0	0	0	0
USA	0	0	0	0	0	0	0	0	0
VEN	1	14	2	5	2	2	2	0	1
TOTAL	77	234	57	27	23	22	44	15	46

# ONE CASE FROM SURINAME  
CAR INCLUDES INFORMATION FROM ALL CAREC MEMBER COUNTRIES  
NR NO REPORT RECEIVED



**PAN AMERICAN HEALTH ORGANIZATION**  
**Pan American Sanitary Bureau, Regional Office of the**  
**WORLD HEALTH ORGANIZATION**

Vol. 5, No. 9

**EXPANDED PROGRAM ON IMMUNIZATION**  
**POLIO SURVEILLANCE IN THE AMERICAS**

*Weekly Bulletin for the*  
*week ending 3 March 1990*

Status of Analysis of Stool Samples, by Laboratory and Country,  
 Weeks 89/11 - 90/10

LABORATORY	COUNTRY	TOTAL *	RATE** per 100,000 <15 yrs	POLIOVIRUS***		NEG.	OTHER ENTERO- VIRUS	RESULT UNKNOWN TO PAHO	WITHOUT RESULTS			
				Vaccine	Wild				Total	Not yet in Lab	<10 wks	>10 wks
CAREC	DOR	5	0.2	0	0	3	1	0	1	1	0	0
	HAI	11	0.4	1	0	5	3	0	2	0	2	0
FIOCRUZ	BOL	12	0.4	0	0	9	1	0	2	1	0	1
	BRA	631	1.2	42	1	489	49	0	59	17	19	23
INCAP	PER	93	1.0	16	0	41	4	0	32	14	14	4
	BEL	1	0.0	0	0	0	1	0	0	0	0	0
COR	COR	3	0.3	0	0	2	1	0	0	0	0	0
	ELS	55	2.3	2	0	34	16	0	3	1	2	0
GUT	GUT	83	2.0	7	0	43	28	0	5	0	5	0
	HON	55	2.4	2	0	21	12	0	20	20	0	0
NIC	NIC	11	0.6	2	0	5	3	0	1	0	1	0
	PAN	3	0.3	0	0	0	0	0	3	3	0	0
INH	VEN	78	1.0	5	0	50	11	0	12	11	1	0
	COL	156	1.3	5	1	126	14	0	10	6	4	0
INS	ECU	26	0.6	1	0	24	1	0	0	0	0	0
	MEX	139	0.4	5	7	85	20	0	22	16	3	3
NDRE	ARG	60	0.6	3	0	34	20	0	3	0	3	0
	PAR	5	0.3	0	0	3	1	0	1	0	1	0
ALBRAN	URU	7	0.8	0	0	3	3	0	1	1	0	0
	TOTAL	1434	0.5	91	9	968	189	0	177	91	55	31

\* Each sample relates to a probable case  
 \*\* Population under 15 years of age (gold standard: 1/100,000)  
 \*\*\* Last wild poliovirus had onset on October 18, 1989

STATUS OF POLIOVIRUS PENDING INTRATYPIC DIFFERENTIATION  
 Weeks 89/11 - 90/10

LAB	COUNTRY	NOT YET IN LAB				POLIOVIRUS IN LAB < 4 Wks				IN LAB > 4 Wks				TOTAL
		P1	P2	P3	MIX	P1	P2	P3	MIX	P1	P2	P3	MIX	
CDC	ECU	3	0	0	0	0	0	0	0	0	0	0	1	4
	ELS	0	0	0	0	0	0	0	0	0	1	0	0	1
	GUT	0	0	0	0	0	0	0	0	0	0	1	0	1
	* MEX	0	0	0	0	0	0	3	0	0	0	0	0	3
	VEN	0	0	0	0	0	0	0	0	0	0	0	0	0
FIO	# BRA	0	0	0	4	0	0	0	0	0	0	0	0	4
TOTAL		3	0	0	4	0	0	3	0	0	1	1	1	13

\* Only P3W identified in 1988 - 1989  
 # P3W identified in 1989 and P1W in 1988 - 1989

## EXPANDED PROGRAM ON IMMUNIZATION POLIO SURVEILLANCE IN THE AMERICAS

Weekly Bulletin for the  
week ending 3 March 1990

### CONFIRMED CASES OF POLIOMYELITIS, BY WEEK OF ONSET (PROVISIONAL DATA)

SITE	TOTAL 1989	CUMULATIVE		WEEKS					
		1989	1990	1- 4	5	6	7	8	9
* ARG	1	0	0	0	0	0	0	0	0
BOL	2	2	0	0	0	0	0	0	0
BRA	37	7	0	0	0	0	0	0	NR
CAN	0	0	0	0	0	0	0	0	0
CAR	0	0	0	0	0	0	0	0	NR
CHI	0	0	0	0	0	0	0	0	NR
COL	17	6	0	0	0	0	0	0	0
COR	0	0	0	0	0	0	0	0	NR
CUB	0	0	0	0	0	0	0	0	0
DOR	0	0	0	0	0	0	0	0	0
ECU	3	0	0	0	0	0	0	0	NR
ELS	3	1	0	0	0	0	0	0	0
GUT	3	1	0	0	0	0	0	0	0
HAI	2	1	0	0	0	0	0	0	0
HON	2	2	0	0	0	0	0	0	0
MEX	25	6	0	0	0	0	0	0	0
NIC	0	0	0	0	0	0	0	0	0
PAN	0	0	0	0	0	0	0	0	0
PAR	0	0	0	0	0	0	0	0	0
PER	17	3	0	0	0	0	0	0	0
* URU	1	1	0	0	0	0	0	0	NR
USA	0	0	0	0	0	0	0	0	0
VEN	21	2	0	0	0	0	0	0	0
TOTAL	134	32	0	0	0	0	0	0	0

\* ALL CASES ARE VACCINE RELATED  
CAR INCLUDES INFORMATION FROM ALL CAREC MEMBER COUNTRIES  
NR NO REPORT RECEIVED

### CASES OF ACUTE FLACCID PARALYSIS, UNDER INVESTIGATION BY WEEK OF REPORT

SITE	TOTAL 1989	CUM 1990	WEEKS					
			1- 4	5	6	7	8	9
ARG	12	7	2	0	1	2	2	0
BOL	0	4	1	0	0	0	1	2
BRA	78	20	15	2	0	3	0	NR
CAN	0	0	0	0	0	0	0	0
# CAR	1	0	0	0	0	0	0	NR
CHI	0	0	0	0	0	0	0	NR
COL	5	17	4	1	5	2	3	2
COR	0	0	0	0	0	0	0	NR
CUB	0	0	0	0	0	0	0	0
DOR	2	3	0	2	0	1	0	0
ECU	3	12	7	1	1	1	2	NR
ELS	0	12	5	0	1	1	2	3
GUT	4	9	3	3	1	2	0	0
HAI	4	2	1	0	1	0	0	0
HON	0	7	4	0	0	1	0	2
MEX	0	24	7	3	4	2	7	1
NIC	0	1	0	1	0	0	0	0
PAN	0	0	0	0	0	0	0	0
PAR	0	5	0	0	1	0	0	4
PER	2	3	0	0	0	0	0	3
URU	1	2	2	0	0	0	0	NR
USA	0	0	0	0	0	0	0	0
VEN	2	13	2	4	2	3	2	0
TOTAL	114	141	53	17	17	18	19	17

# ONE CASE FROM SURINAME  
CAR INCLUDES INFORMATION FROM ALL CAREC MEMBER COUNTRIES  
NR NO REPORT RECEIVED



**PAN AMERICAN HEALTH ORGANIZATION**  
**Pan American Sanitary Bureau, Regional Office of the**  
**WORLD HEALTH ORGANIZATION**

Vol. 5, No. 8

**EXPANDED PROGRAM ON IMMUNIZATION**  
**POLIO SURVEILLANCE IN THE AMERICAS**

*Weekly Bulletin for the*  
*week ending 24 February 1990*

Status of Analysis of Stool Samples, by Laboratory and Country,  
 Weeks 89/09 - 90/08

LABORATORY	COUNTRY	TOTAL *	RATE** per 100,000 <15 yrs	POLIOVIRUS***		NEG.	OTHER ENTERO- VIRUS	RESULT UNKNOWN TO PAHO	WITHOUT RESULTS			
				Vaccine	Wild				Total	Not yet in Lab	<10 wks	>10 wks
CAREC	DOR	5	0.2	0	0	3	1	0	1	1	0	0
	HAI	11	0.4	1	0	6	1	0	3	0	3	0
FIOCRUZ	BOL	14	0.5	0	0	11	1	0	2	1	0	1
	BRA	719	1.3	66	2	489	64	0	98	20	25	53
INCAP	PER	99	1.1	17	0	44	4	0	34	15	15	4
	BEL	1	0.0	0	0	0	1	0	0	0	0	0
	COR	3	0.3	0	0	2	1	0	0	0	0	0
	ELS	53	2.2	2	0	33	16	0	2	1	1	0
	GUT	89	2.2	7	0	46	31	0	5	0	5	0
	HON	58	2.6	2	0	21	12	0	23	23	0	0
	NIC	10	0.6	2	0	5	3	0	0	0	0	0
	PAN	3	3.3	0	0	3	0	0	0	0	0	0
INH	VEN	82	1.1	5	1	54	11	0	11	7	3	1
	COL	161	1.4	5	1	131	14	0	10	9	1	0
INS	ECU	29	0.7	1	0	26	2	0	0	0	0	0
	MEX	131	0.4	6	6	83	35	0	1	1	0	0
NDRE	ARG	59	0.6	3	0	35	20	0	1	0	1	0
	PAR	7	0.4	0	0	3	2	0	2	0	1	1
MALBRAN	URU	7	0.8	0	0	3	3	0	1	1	0	0
	TOTAL	1541	1.0	117	10	998	222	0	194	79	55	60

\* Each sample relates to a probable case  
 \*\* Population under 15 years of age (gold standard: 1/100,000)  
 \*\*\* Last wild poliovirus had onset on October 18, 1989

STATUS OF POLIOVIRUS PENDING CHARACTERIZATION  
 Weeks 89/09 - 90/08

LAB	COUNTRY	POLIOVIRUS												TOTAL
		NOT YET IN LAB				IN LAB < 4 Wks				IN LAB > 4 Wks				
		P1	P2	P3	MIX	P1	P2	P3	MIX	P1	P2	P3	MIX	
CDC	ECU	3	0	0	0	0	0	0	0	0	0	0	1	4
	ELS	0	0	0	0	0	0	0	0	0	1	0	0	1
	GUT	0	0	0	0	0	0	0	0	0	0	1	0	1
	* MEX	3	0	0	0	0	0	0	0	0	0	3	0	6
FIO	VEN	0	0	0	0	0	0	0	0	0	0	0	0	0
	# BRA	0	0	0	0	0	0	0	0	1	1	1	5	8
TOTAL		6	0	0	0	0	0	0	0	1	2	5	6	20

\* Only P3W identify in 1988 - 1989  
 # P3W identified in 1988 and P1W in 1988 - 1989

## EXPANDED PROGRAM ON IMMUNIZATION POLIO SURVEILLANCE IN THE AMERICAS

Weekly Bulletin for the  
week ending 24 February 1990

### CONFIRMED CASES OF POLIOMYELITIS, BY WEEK OF ONSET (PROVISIONAL DATA)

SITE	TOTAL 1989	CUMULATIVE		WEEKS				
		1989	1990	1- 4	5	6	7	8
* ARG	1	0	0	0	0	0	0	0
BOL	2	2	0	0	0	0	0	NR
BRA	43	9	0	0	0	0	0	0
CAN	0	0	0	0	0	0	0	0
CAR	0	0	0	0	0	0	0	0
CHI	0	0	0	0	0	0	0	0
COL	17	6	0	0	0	0	0	0
COR	0	0	0	0	0	0	NR	NR
CUB	0	0	0	0	0	0	0	0
DOR	0	0	0	0	0	0	0	0
ECU	3	0	0	0	0	0	0	NR
ELS	3	1	0	0	0	0	0	0
GUT	3	1	0	0	0	0	0	0
HAI	2	1	0	0	0	0	0	NR
HON	2	2	0	0	0	0	0	0
MEX	26	7	0	0	0	0	0	0
NIC	0	0	0	0	0	0	0	NR
PAN	0	0	0	0	0	0	0	0
PAR	0	0	0	0	0	0	0	0
PER	17	3	0	0	0	0	0	0
* URU	1	1	0	0	0	0	NR	NR
USA	0	0	0	0	0	0	0	0
VEN	23	2	0	0	0	0	0	0
TOTAL	143	35	0	0	0	0	0	0

\* ALL CASES ARE VACCINE RELATED  
 CAR INCLUDES INFORMATION FROM ALL CAREC MEMBER COUNTRIES  
 NR NO REPORT RECEIVED

### CASES OF ACUTE FLACCID PARALYSIS, UNDER INVESTIGATION BY WEEK OF REPORT

SITE	TOTAL 1989	CUM 1990	WEEKS				
			1- 4	5	6	7	8
ARG	14	7	2	0	1	2	2
BOL	0	1	1	0	0	0	NR
BRA	101	20	15	2	0	3	0
CAN	0	0	0	0	0	0	0
# CAR	1	0	0	0	0	0	0
CHI	0	0	0	0	0	0	0
COL	5	15	4	1	5	2	3
COR	0	0	0	0	0	NR	NR
CUB	0	0	0	0	0	0	0
DOR	2	3	0	2	0	1	0
ECU	3	10	7	1	1	1	NR
ELS	1	9	5	0	1	1	2
GUT	4	9	3	3	1	2	0
HAI	4	2	1	0	1	0	NR
HON	0	5	4	0	0	1	0
MEX	6	8	5	3	0	0	0
NIC	0	1	0	1	0	0	NR
PAN	0	0	0	0	0	0	0
PAR	0	1	0	0	1	0	0
PER	2	1	0	0	0	0	1
URU	1	2	2	0	0	NR	NR
USA	0	0	0	0	0	0	0
VEN	4	12	2	4	2	3	1
TOTAL	148	106	51	17	13	16	9

# ONE CASE FROM SURINAME  
 CAR INCLUDES INFORMATION FROM ALL CAREC MEMBER COUNTRIES  
 NR NO REPORT RECEIVED





**PAN AMERICAN HEALTH ORGANIZATION**  
**Pan American Sanitary Bureau, Regional Office of the**  
**WORLD HEALTH ORGANIZATION**

Vol. 5, No. 7

**EXPANDED PROGRAM ON IMMUNIZATION**  
**POLIO SURVEILLANCE IN THE AMERICAS**

*Weekly Bulletin for the*  
*week ending 17 February 1990*

Status of Analysis of Stool Samples, by Laboratory and Country,  
 Weeks 89/08 - 90/08

LABORATORY	COUNTRY	TOTAL *	RATE** per 100,000 <15 yrs	POLIOVIRUS***		NEG.	OTHER ENTERO- VIRUS	RESULT UNKNOWN TO PAHO	WITHOUT RESULTS			
				Vaccine	Wild				Total	Not yet in Lab	<10 wks	>10 wks
CAREC	DOR	6	0.2	0	0	4	1	0	1	1	0	0
	HAI	9	0.3	1	0	6	1	0	1	0	1	0
FIOCRUZ	BOL	14	0.5	0	0	11	1	0	2	1	1	0
	BRA	679	1.3	46	1	504	53	0	75	12	22	41
INCAP	PER	92	1.1	18	0	47	5	0	22	18	2	2
	BEL	1	0.0	0	0	0	1	0	0	0	0	0
	COR	3	0.3	0	0	2	1	0	0	0	0	0
	ELS	54	2.3	2	0	34	16	0	2	1	1	0
	GUT	90	2.2	7	0	47	31	0	5	0	5	0
	HON	60	2.7	2	0	21	11	0	26	25	1	0
	NIC	10	0.6	2	0	5	3	0	0	0	0	0
	PAN	3	3.3	0	0	3	0	0	0	0	0	0
H AS	VEN	82	1.1	5	1	54	12	0	10	6	3	1
	COL	155	1.3	6	1	128	15	0	5	4	1	0
INDRE MALBRAN	ECU	29	0.7	1	0	26	2	0	0	0	0	0
	MEX	109	0.3	6	6	65	11	0	21	8	0	13
	ARG	57	0.6	3	0	35	19	0	0	0	0	0
	PAR	5	0.3	0	0	2	2	0	1	0	0	1
	URU	7	0.8	0	0	3	3	0	1	1	0	0
<b>TOTAL</b>		<b>1465</b>	<b>0.9</b>	<b>99</b>	<b>9</b>	<b>997</b>	<b>188</b>	<b>0</b>	<b>172</b>	<b>77</b>	<b>37</b>	<b>58</b>

- \* Each sample relates to a probable case
- \*\* Population under 15 years of age (gold standard: 1/100,000)
- \*\*\* Last wild poliovirus had onset on July 21, 1989

STATUS OF POLIOVIRUS PENDING CHARACTERIZATION  
 Weeks 89/08 - 90/08

LAB	COUNTRY	POLIOVIRUS												TOTAL
		NOT YET IN LAB				IN LAB < 4 Wks				IN LAB > 4 Wks				
		P1	P2	P3	MIX	P1	P2	P3	MIX	P1	P2	P3	MIX	
CDC	ECU	3	0	0	0	0	0	0	0	0	0	0	1	4
	ELS	0	0	0	0	0	0	0	0	0	1	0	0	1
	GUT	0	0	0	0	0	0	1	0	0	0	0	0	1
	* MEX	0	0	0	0	0	0	0	0	0	0	2	0	2
	VEN	0	0	0	0	0	0	0	0	0	0	0	0	0
FIO	# BRA	2	1	1	0	0	0	0	0	1	0	1	2	8
<b>TOTAL</b>		<b>5</b>	<b>1</b>	<b>1</b>	<b>0</b>	<b>0</b>	<b>0</b>	<b>1</b>	<b>0</b>	<b>1</b>	<b>1</b>	<b>3</b>	<b>3</b>	<b>16</b>

- \* Only P3W identified in 1988 - 1989
- # P3W identified in 1988 and P1W in 1988 - 1989

# EXPANDED PROGRAM ON IMMUNIZATION POLIO SURVEILLANCE IN THE AMERICAS

Weekly Bulletin for the  
week ending 17 February 1990

## CONFIRMED CASES OF POLIOMYELITIS, BY WEEK OF ONSET (PROVISIONAL DATA)

SITE	TOTAL 1989	CUMULATIVE		WEEKS							
		1989	1990	1	2	3	4	5	6	7	
* ARG	1	0	0	0	0	0	0	0	0	0	0
BOL	2	2	0	0	0	0	0	0	0	0	0
BRA	43	8	0	0	0	0	0	0	0	NR	0
CAN	0	0	0	0	0	0	0	0	0	0	0
CAR	0	0	0	0	0	0	0	0	0	0	0
CHI	0	0	0	0	0	0	0	0	0	0	0
COL	16	5	0	0	0	0	0	0	0	0	0
COR	0	0	0	0	0	0	0	0	0	NR	0
CUB	0	0	0	0	0	0	0	0	0	0	0
DOR	0	0	0	0	0	0	0	0	0	0	0
ECU	3	0	0	0	0	0	0	0	NR	0	0
ELS	4	1	0	0	0	0	0	0	0	0	0
GUT	3	1	0	0	0	0	0	0	0	0	0
HAI	2	0	0	0	0	0	0	0	0	0	0
HON	2	2	0	0	0	0	0	NR	0	0	0
MEX	23	7	0	0	0	0	0	0	0	NR	0
NIC	0	0	0	0	0	0	0	0	0	0	0
PAN	0	0	0	0	0	0	0	0	0	0	0
PAR	0	0	0	0	0	0	0	0	0	0	0
PER	17	2	0	0	0	0	0	0	0	0	0
* URU	1	1	0	0	0	0	0	0	0	NR	0
USA	0	0	0	0	0	0	0	0	0	0	0
VEN	23	1	0	0	0	0	0	0	0	0	0
TOTAL	140	30	0	0	0	0	0	0	0	0	0

\* ALL CASES ARE VACCINE RELATED  
CAR INCLUDES INFORMATION FROM ALL CAREC MEMBER COUNTRIES  
NR NO REPORT RECEIVED

## CASES OF ACUTE FLACCID PARALYSIS, UNDER INVESTIGATION BY WEEK OF REPORT

SITE	TOTAL 1989	CUM 1990	WEEKS							
			1	2	3	4	5	6	7	
ARG	14	2	0	0	1	0	0	1	0	0
BOL	0	1	0	0	0	1	0	0	0	0
BRA	107	0	0	0	0	0	0	0	NR	0
CAN	0	0	0	0	0	0	0	0	0	0
# CAR	1	0	0	0	0	0	0	0	0	0
CHI	0	0	0	0	0	0	0	0	0	0
COL	8	12	0	1	0	3	1	5	2	0
COR	0	0	0	0	0	0	0	0	NR	0
CUB	0	0	0	0	0	0	0	0	0	0
DOR	2	0	0	0	0	0	0	0	0	0
ECU	3	1	1	0	0	0	0	NR	0	0
ELS	1	4	0	0	1	1	0	1	1	1
GUT	4	9	0	2	1	0	3	1	2	0
HAI	4	2	0	0	1	0	0	1	0	0
HON	0	4	0	2	0	1	NR	0	1	0
MEX	46	8	0	1	1	3	3	0	NR	0
NIC	0	1	0	0	0	0	1	0	0	0
PAN	0	0	0	0	0	0	0	0	0	0
PAR	1	0	0	0	0	0	0	0	0	0
PER	6	3	0	0	0	0	2	1	0	0
URU	1	0	0	0	0	0	0	0	NR	0
USA	0	0	0	0	0	0	0	0	0	0
VEN	7	9	0	0	2	0	5	2	0	0
TOTAL	205	56	1	6	7	9	15	12	6	0

# ONE CASE FROM SURINAME  
CAR INCLUDES INFORMATION FROM ALL CAREC MEMBER COUNTRIES  
NR NO REPORT RECEIVED



**PAN AMERICAN HEALTH ORGANIZATION**  
Pan American Sanitary Bureau, Regional Office of the  
**WORLD HEALTH ORGANIZATION**

Vol. 5, No. 6

**EXPANDED PROGRAM ON IMMUNIZATION**  
**POLIO SURVEILLANCE IN THE AMERICAS**

*Weekly Bulletin for the*  
*week ending 10 February 1990*

Status of Analysis of Stool Samples, by Laboratory and Country,  
Weeks 89/06 - 90/06

LABORATORY	COUNTRY	TOTAL *	RATE** per 100,000 <15 yrs	POLIOVIRUS***		NEG.	OTHER ENTERO- VIRUS	RESULT UNKNOWN TO PAHO	WITHOUT RESULTS			
				Vaccine	Wild				Total	Not yet in Lab	<10 wks	>10 wks
CAR	DOR	6	0.2	0	0	4	1	0	1	1	0	0
	HAI	7	0.3	0	0	6	1	0	0	0	0	0
FIO	BOL	15	0.5	1	0	10	2	0	2	0	2	0
	BRA	688	1.3	46	1	512	54	0	75	12	24	39
	PER	91	1.0	18	0	44	5	1	23	19	3	1
INC	BEL	1	0.0	0	0	0	1	0	0	0	0	0
	COR	3	0.3	0	0	2	1	0	0	0	0	0
	ELS	53	2.2	2	0	33	16	0	2	1	1	0
	GUT	90	2.2	7	0	48	30	0	5	0	5	0
INH	HON	63	2.9	2	0	12	7	0	42	28	14	0
	NIC	10	0.6	2	0	5	3	0	0	0	0	0
	PAN	3	3.3	0	0	3	0	0	0	0	0	0
	VEN	82	1.1	5	1	54	12	0	10	6	3	1
INS	COL	153	1.3	6	2	130	15	0	0	0	0	0
	ECU	29	0.7	1	0	25	2	0	1	0	1	0
ISE	MEX	134	0.4	10	8	83	11	1	21	8	1	12
	MAL	56	0.6	3	0	35	18	0	0	0	0	0
MAL	ARG	6	0.4	0	0	4	0	0	2	0	0	2
	PAR	7	0.8	0	0	3	3	0	1	1	0	0
	URU	7	0.8	0	0	3	3	0	1	1	0	0
TOTAL		1497	0.9	103	12	1013	182	2	185	76	54	55

\* Each sample relates to a probable case

\*\* Population under 15 years of age (gold standard: 1/100,000)

\*\*\* Last wild poliovirus had onset on July 21, 1989

STATUS OF POLIOVIRUS PENDING INTRATYPIC DIFFERENTIATION  
Weeks 89/06 - 90/06

LAB	COUNTRY	POLIOVIRUS												TOTAL
		NOT YET IN LAB				IN LAB < 4 Wks				IN LAB > 4 Wks				
		P1	P2	P3	MIX	P1	P2	P3	MIX	P1	P2	P3	MIX	
CDC	ECU	3	0	0	0	0	0	0	0	0	0	0	1	4
	ELS	0	0	0	0	0	0	0	0	0	1	0	0	1
	GUT	0	0	0	0	0	0	1	0	0	0	0	0	1
	HAI	0	0	0	0	1	0	0	0	0	0	0	0	1
	* MEX	0	0	0	0	0	0	2	0	1	0	0	1	4
	VEN	0	0	0	0	0	0	0	0	0	0	0	0	0
FIO	# BRA	2	1	1	0	0	0	0	0	1	0	1	2	8
	TOTAL	5	1	1	0	1	0	3	0	2	1	1	4	19

\* Only P3W identified in 1988 - 1989

# P3W identified in 1988 and P1W in 1988 - 1989

## EXPANDED PROGRAM ON IMMUNIZATION POLIO SURVEILLANCE IN THE AMERICAS

Weekly Bulletin for the  
week ending 10 February 1990

### CONFIRMED CASES OF POLIOMYELITIS, BY WEEK OF ONSET (PROVISIONAL DATA)

SITE	TOTAL 1989	CUMULATIVE		WEEKS					
		1989	1990	1	2	3	4	5	6
* ARG	1	0	0	0	0	0	0	0	0
BOL	2	2	0	0	0	0	0	0	NR
BRA	43	8	0	0	0	0	0	0	0
CAN	0	0	0	0	0	0	0	0	0
CAR	0	0	0	0	0	0	0	0	0
CHI	0	0	0	0	0	0	0	0	0
COL	15	4	0	0	0	0	0	0	0
COR	0	0	0	0	0	0	0	0	0
CUB	0	0	0	0	0	0	0	0	0
DOR	0	0	0	0	0	0	0	0	0
ECU	3	0	0	0	0	0	0	0	NR
ELS	5	1	0	0	0	0	0	0	0
GUT	3	1	0	0	0	0	0	0	0
HAI	2	0	0	0	0	0	0	0	0
HON	2	1	0	0	0	0	0	NR	NR
MEX	25	5	0	0	0	0	0	0	0
NIC	0	0	0	0	0	0	0	0	0
PAN	0	0	0	0	0	0	0	0	0
PAR	0	0	0	0	0	0	0	0	0
PER	17	2	0	0	0	0	0	0	0
* URU	1	1	0	0	0	0	0	0	0
USA	0	0	0	0	0	0	0	0	0
VEN	23	0	0	0	0	0	0	0	0
TOTAL	142	25	0	0	0	0	0	0	0

\* ALL CASES ARE VACCINE RELATED  
CAR INCLUDES INFORMATION FROM ALL CAREC MEMBER COUNTRIES  
NR NO REPORT RECEIVED

### CASES OF ACUTE FLACCID PARALYSIS, UNDER INVESTIGATION BY WEEK OF REPORT

SITE	TOTAL 1989	CUM 1990	WEEKS					
			1	2	3	4	5	6
ARG	14	2	0	0	1	0	0	1
BOL	2	1	0	0	0	1	0	NR
BRA	107	0	0	0	0	0	0	0
CAN	0	0	0	0	0	0	0	0
# CAR	1	0	0	0	0	0	0	0
CHI	0	0	0	0	0	0	0	0
COL	9	4	0	1	0	3	0	0
COR	0	0	0	0	0	0	0	0
CUB	0	0	0	0	0	0	0	0
DOR	2	0	0	0	0	0	0	0
ECU	3	1	1	0	0	0	0	NR
ELS	1	3	0	0	1	1	0	1
GUT	5	7	0	2	1	0	3	1
HAI	4	2	0	0	1	0	0	1
HON	0	3	0	2	0	1	NR	NR
MEX	27	8	0	1	3	3	1	0
NIC	0	1	0	0	0	0	1	0
PAN	0	0	0	0	0	0	0	0
PAR	1	0	0	0	0	0	0	0
PER	10	2	0	0	0	0	1	1
URU	1	0	0	0	0	0	0	0
USA	0	0	0	0	0	0	0	0
VEN	12	9	0	0	2	0	5	2
TOTAL	199	43	1	6	9	9	11	7

# ONE CASE FROM SURINAME  
CAR INCLUDES INFORMATION FROM ALL CAREC MEMBER COUNTRIES  
NR NO REPORT RECEIVED



**PAN AMERICAN HEALTH ORGANIZATION**  
**Pan American Sanitary Bureau, Regional Office of the**  
**WORLD HEALTH ORGANIZATION**

Vol. 5, No. 5

**EXPANDED PROGRAM ON IMMUNIZATION**  
**POLIO SURVEILLANCE IN THE AMERICAS**

*Weekly Bulletin for the*  
*week ending 3 February 1990*

Status of Analysis of Stool Samples, by Laboratory and Country,  
 Weeks 89/01 - 90/04

LABORATORY	COUNTRY	TOTAL *	RATE** per 100,000 <15 yrs	POLIOVIRUS***		NEG.	OTHER ENTERO- VIRUS	RESULT UNKNOWN TO PAHO	WITHOUT RESULTS			
				Vaccine	Wild				Total	Not yet in Lab	<10 wks	>10 wks
CAREC (Trin. & Tob.)	Dom. Rep.	8	0.3	0	0	5	1	0	2	2	0	0
	Haiti	7	0.3	0	0	6	1	0	0	0	0	0
	Trin. & Tob.	1	2.5	0	0	1	0	0	0	0	0	0
FIOCRUZ (Brazil)	Bolivia	22	0.7	3	0	15	2	0	2	0	2	0
	Brazil	764	1.4	44	2	555	70	0	93	17	31	45
	Ecuador	20	0.5	1	0	18	1	0	0	0	0	0
	Peru	103	1.2	18	0	41	4	0	42	16	8	10
INCAP (Guatemala)	Belize	1	1.3	0	0	0	1	0	0	0	0	0
	Costa Rica	3	0.3	0	0	2	1	0	0	0	0	0
	El Salvador	57	2.4	2	0	34	18	0	3	1	2	0
	Guatemala	99	2.4	8	0	55	34	0	2	0	2	0
	Honduras	68	3.1	2	0	12	7	0	47	47	0	0
	Nicaragua	11	0.6	3	0	5	3	0	0	0	0	0
	Panama	1	1.1	0	0	1	0	0	0	0	0	0
INS (Colombia)	Colombia	203	1.7	6	3	160	15	1	18	9	6	3
	Ecuador	18	0.4	0	0	11	0	0	7	0	7	0
INH (Venezuela)	Venezuela	73	1.2	5	1	53	11	0	3	0	3	0
INDRE (Mexico)	Mexico	134	0.4	10	8	83	11	1	21	8	1	12
MALBRAN (Argentina)	Argentina	68	0.7	2	0	45	21	0	0	0	0	0
	Paraguay	13	0.8	0	0	9	0	0	4	0	1	3
	Uruguay	8	0.9	1	0	3	3	0	1	1	0	0
<b>TOTAL</b>		<b>1,681</b>	<b>1.1</b>	<b>105</b>	<b>14</b>	<b>1,121</b>	<b>204</b>	<b>2</b>	<b>235</b>	<b>99</b>	<b>63</b>	<b>73</b>

\* Each sample relates to a probable case

\*\* Population under 15 years of age (gold standard: 1/100,000)

\*\*\* Last wild poliovirus had onset on July 21, 1989

**STATUS OF POLIOVIRUS PENDING INTRATYPIC DIFFERENTIATION**  
**WEEK 89/01 - 90/05**

LAB	COUNTRY	POLIOVIRUS												TOTAL
		NOT YET IN LAB				IN LAB < 4 Wks				IN LAB > 4 Wks				
		P1	P2	P3	MIX	P1	P2	P3	MIX	P1	P2	P3	MIX	
CDC	ECU	3	-	-	-	-	-	-	1	1	-	-	-	5
	ELS	-	-	-	-	-	-	-	-	-	1	-	-	1
	GUT	-	-	-	-	-	-	1	-	-	-	-	-	1
	HAI	-	-	-	-	1	-	-	-	-	-	-	-	1
	* MEX	-	-	-	-	-	-	2	-	1	-	-	1	4
FIO	# BRA	3	2	1	-	-	-	-	-	2	1	-	9	
<b>TOTAL</b>		<b>6</b>	<b>2</b>	<b>1</b>	<b>-</b>	<b>1</b>	<b>-</b>	<b>3</b>	<b>1</b>	<b>2</b>	<b>3</b>	<b>1</b>	<b>21</b>	

\* ONLY P3W IDENTIFIED IN 1988 - 1989

# P3W IDENTIFIED IN 1988 AND P1W IN 1988 - 1989

## EXPANDED PROGRAM ON IMMUNIZATION POLIO SURVEILLANCE IN THE AMERICAS

Weekly Bulletin for the  
week ending 3 February 1990

### CONFIRMED CASES OF POLIOMYELITIS, BY WEEK OF ONSET (PROVISIONAL DATA)

SITE	TOTAL 1989	CUMULATIVE		WEEKS				
		1989	1990	1	2	3	4	5
* ARG	3	0	0	0	0	0	0	NR
BOL	2	2	0	0	0	0	0	0
BRA	43	6	0	0	0	0	0	0
CAN	0	0	0	0	0	0	0	0
CAR	0	0	0	0	0	0	0	NR
CHI	0	0	0	0	0	0	0	0
COL	17	4	0	0	0	0	0	0
COR	0	0	0	NR	NR	NR	NR	NR
CUB	0	0	0	0	0	0	0	0
DOR	0	0	0	0	0	0	0	0
ECU	3	0	0	0	0	0	0	0
ELS	5	1	0	0	0	0	0	NR
GUT	3	1	0	0	0	0	0	0
HAI	2	0	0	0	0	0	0	0
HON	2	1	0	0	0	0	0	NR
MEX	23	5	0	0	0	0	0	0
NIC	0	0	0	0	0	0	0	0
PAN	0	0	0	0	0	0	0	0
PAR	0	0	0	0	0	0	0	0
PER	17	2	0	0	0	0	0	0
* URU	1	1	0	0	0	0	NR	NR
USA	0	0	0	0	0	0	0	0
VEN	22	0	0	0	0	0	0	0
TOTAL	143	23	0	0	0	0	0	0

\* ALL CASES ARE VACCINE RELATED  
CAR INCLUDES INFORMATION FROM ALL CAREC MEMBER COUNTRIES  
NR NO REPORT RECEIVED

### CASES OF ACUTE FLACCID PARALYSIS, UNDER INVESTIGATION BY WEEK OF REPORT

SITE	TOTAL 1989	CUM 1990	WEEKS				
			1	2	3	4	5
ARG	26	1	0	0	1	0	NR
BOL	2	1	0	0	0	1	0
BRA	108	0	0	0	0	0	0
CAN	0	0	0	0	0	0	0
# CAR	1	0	0	0	0	0	NR
CHI	0	0	0	0	0	0	0
COL	10	4	0	1	0	3	0
COR	0	0	NR	NR	NR	NR	NR
CUB	0	0	0	0	0	0	0
DOR	2	0	0	0	0	0	0
ECU	3	1	1	0	0	0	0
ELS	3	2	0	0	1	1	NR
GUT	5	7	0	2	2	0	3
HAI	3	1	0	0	1	0	0
HON	0	3	0	2	0	1	NR
MEX	47	8	0	1	1	3	3
NIC	4	1	0	0	0	0	1
PAN	1	0	0	0	0	0	0
PAR	1	0	0	0	0	0	0
PER	10	1	0	0	0	0	1
URU	1	0	0	0	0	NR	NR
USA	0	0	0	0	0	0	0
VEN	12	6	0	0	2	0	4
TOTAL	239	36	1	6	8	9	12

# ONE CASE FROM SURINAME AND ONE FROM TRINIDAD  
CAR INCLUDES INFORMATION FROM ALL CAREC MEMBER COUNTRIES  
NR NO REPORT RECEIVED



**PAN AMERICAN HEALTH ORGANIZATION**  
**Pan American Sanitary Bureau, Regional Office of the**  
**WORLD HEALTH ORGANIZATION**

Vol. 5, No. 4

**EXPANDED PROGRAM ON IMMUNIZATION**  
**POLIO SURVEILLANCE IN THE AMERICAS**

*Weekly Bulletin for the*  
*week ending 27 January 1990*

Status of Analysis of Stool Samples, by Laboratory and Country,  
 Weeks 89/01 - 90/04

LABORATORY	COUNTRY	TOTAL *	POLIOVIRUS **			NEG.	OTHER ENTERO-VIRUS	RESULT UNKNOWN TO PAHO	WITHOUT RESULTS			
			Pending Charact	Vaccine	Wild				Total	Not in Lab	<10 wks	>10 wks
CAREC (Trin. & Tob.)	Belize	1	0	0	0	0	1	0	0	0	0	0
	Dom. Rep.	7	0	0	0	5	0	0	2	1	1	0
	Haiti	8	1	0	0	6	1	0	0	0	0	0
	Trin. & Tob.	1	0	0	0	1	0	0	0	0	0	0
FIOCRUZ (Brazil)	Bolivia	22	0	3	0	15	2	0	2	0	2	0
	Brazil	798	10	44	2	531	61	1	149	33	42	74
	Ecuador	21	0	2	0	17	1	0	1	0	0	1
	Peru	111	0	19	0	50	3	0	39	21	18	0
INCAP (Guatemala)	Costa Rica	3	0	0	0	2	1	0	0	0	0	0
	El Salvador	57	0	2	0	33	19	0	3	1	2	0
	Guatemala	100	1	8	0	54	32	0	5	0	4	1
	Honduras	59	0	4	0	31	8	0	16	16	0	0
	Nicaragua	10	0	3	0	5	2	0	0	0	0	0
	Panama	4	0	0	0	0	0	0	4	4	0	0
INS (Colombia)	Colombia	211	0	6	3	154	12	2	35	13	20	2
	Ecuador	14	0	0	0	0	0	0	14	3	11	0
INH (Venezuela)	Venezuela	83	0	6	1	57	13	0	6	0	6	0
ISET (Mexico)	Mexico	154	8	10	8	89	13	1	25	9	6	10
MALBRAN (Argentina)	Argentina	68	0	3	0	45	20	0	0	0	0	0
	Paraguay	13	0	0	0	7	0	0	6	0	2	4
	Uruguay	8	0	1	0	3	2	0	2	2	0	0
<b>TOTAL</b>		<b>1,760</b>	<b>21</b>	<b>111</b>	<b>14</b>	<b>1,117</b>	<b>192</b>	<b>4</b>	<b>302</b>	<b>102</b>	<b>109</b>	<b>91</b>

\* Each sample relates to a probable case

\*\* Last wild poliovirus had onset on Jul. 21, 1989

Status of Stool Samples Analyzed in CDC, Weeks 89/01 - 90/04

COUNTRY	ISOLATES		IN PROCESS	
	WILD **	VACCINE	< 4 wks	> 4 wks
Brazil	0	0	1	0
Colombia	3	6	0	0
Ecuador	0	0	1	0
El Salvador	0	2	0	0
Guatemala	0	8	0	0
Honduras	0	5	0	0
Mexico	8	10	8	0
Nicaragua	0	3	0	0
Peru	0	1	0	0
Venezuela	1	6	0	0
<b>TOTAL</b>	<b>12</b>	<b>41</b>	<b>10</b>	<b>0</b>

\*\* Last wild poliovirus had onset on Jul. 21, 1989

## EXPANDED PROGRAM ON IMMUNIZATION POLIO SURVEILLANCE IN THE AMERICAS

Weekly Bulletin for the  
week ending 27 January 1990

### CONFIRMED CASES OF POLIOMYELITIS, BY WEEK OF ONSET (PROVISIONAL DATA)

SITE	TOTAL 1989	CUMULATIVE		WEEKS			
		1989	1990	1	2	3	4
* ARG	3	0	0	0	0	0	0
BOL	2	2	0	0	0	0	0
BRA	39	6	0	0	0	0	NR
CAN	0	0	0	0	0	0	0
CAR	0	0	0	0	0	0	0
CHI	0	0	0	0	0	0	0
COL	15	4	0	0	0	0	0
COR	0	0	0	NR	NR	NR	NR
CUB	0	0	0	0	0	0	0
DOR	0	0	0	0	0	0	NR
ECU	3	0	0	0	0	0	0
ELS	5	1	0	0	0	0	0
GUT	3	1	0	0	0	0	0
HAI	2	0	0	0	0	0	0
HON	2	1	0	0	0	0	0
MEX	22	5	0	0	0	0	0
NIC	0	0	0	0	0	0	NR
PAN	0	0	0	0	0	0	0
PAR	0	0	0	0	0	0	0
PER	16	2	0	0	0	0	0
* URU	1	1	0	0	0	0	NR
USA	0	0	0	0	0	0	0
VEN	20	0	0	0	0	0	0
TOTAL	133	23	0	0	0	0	0

\* ALL CASES ARE VACCINE RELATED

CAR INCLUDES INFORMATION FROM ALL CAREC-MEMBER COUNTRIES

NR NO REPORT RECEIVED

### CASES OF ACUTE FLACCID PARALYSIS, UNDER INVESTIGATION, BY WEEK OF REPORT

SITE	TOTAL 1989	CUM 1990	WEEKS			
			1	2	3	4
ARG	26	1	0	0	1	0
BOL	2	1	0	0	0	1
BRA	165	0	0	0	0	NR
CAN	0	0	0	0	0	0
# CAR	2	0	0	0	0	0
CHI	0	0	0	0	0	0
COL	14	3	0	1	0	2
COR	0	0	NR	NR	NR	NR
CUB	0	0	0	0	0	0
DOR	1	0	0	0	0	NR
ECU	5	1	1	0	0	0
ELS	3	2	0	0	1	1
GUT	12	4	0	2	2	0
HAI	6	0	0	0	0	0
HON	0	3	0	2	0	1
MEX	47	5	0	1	1	3
NIC	7	0	0	0	0	NR
PAN	1	0	0	0	0	0
PAR	1	0	0	0	0	0
PER	8	0	0	0	0	0
URU	1	0	0	0	0	NR
USA	0	0	0	0	0	0
VEN	10	1	0	0	1	0
TOTAL	311	21	1	6	6	8

# ONE CASE FROM SURINAME AND ONE FROM TRINIDAD

CAR INCLUDES INFORMATION FROM ALL CAREC-MEMBER COUNTRIES

NR NO REPORT RECEIVED





**PAN AMERICAN HEALTH ORGANIZATION**  
Pan American Sanitary Bureau, Regional Office of the  
**WORLD HEALTH ORGANIZATION**

Vol. 5, No. 3

**EXPANDED PROGRAM ON IMMUNIZATION**  
**POLIO SURVEILLANCE IN THE AMERICAS**

*Weekly Bulletin for the*  
*week ending 23 January 1990*

Status of Analysis of Stool Samples, by Laboratory and Country,  
Weeks 89/01 - 90/03

LABORATORY	COUNTRY	TOTAL *	POLIOVIRUS **			NEG.	OTHER ENTERO-VIRUS	RESULT UNKNOWN TO PAHO	WITHOUT RESULTS			
			Pending Charact	Vaccine	Wild				Total	Not in Lab	<10 wks	>10 wks
CAREC (Trin. & Tob.)	Belize	1	0	0	0	0	1	0	0	0	0	0
	Dom. Rep.	7	0	0	0	5	0	0	2	1	1	0
	Haiti	8	1	0	0	6	1	0	0	0	0	0
	Trin. & Tob.	1	0	0	0	1	0	0	0	0	0	0
FIOCRUZ (Brazil)	Bolivia	23	0	3	0	14	2	0	4	0	2	2
	Brazil	779	11	43	2	531	62	1	139	25	54	60
	Ecuador	21	0	2	0	17	1	0	1	0	0	1
	Peru	111	0	19	0	50	3	0	39	21	18	0
INCAP (Guatemala)	Costa Rica	3	0	0	0	2	1	0	0	0	0	0
	El Salvador	57	0	2	0	33	17	0	2	1	1	0
	Guatemala	100	1	8	0	54	32	1	4	0	4	0
	Honduras	63	4	4	0	28	8	0	19	15	0	4
	Nicaragua	10	0	3	0	2	1	0	4	0	4	0
Panama	4	0	0	0	0	0	0	4	4	0	0	
INS (Colombia)	Colombia	202	0	5	3	146	12	2	30	12	16	2
	Ecuador	14	0	0	0	0	0	0	14	3	11	0
INH (Venezuela)	Venezuela	83	0	6	1	56	13	0	7	0	7	0
ISSET (Mexico)	Mexico	162	4	10	8	85	12	1	41	25	5	11
MALBRAN (Argentina)	Argentina	68	0	3	0	45	19	0	1	0	0	1
	Paraguay	13	0	0	0	6	0	1	5	0	1	4
	Uruguay	7	0	1	0	3	2	0	1	1	0	0
<b>TOTAL</b>		<b>1,737</b>	<b>21</b>	<b>109</b>	<b>14</b>	<b>1,084</b>	<b>187</b>	<b>6</b>	<b>317</b>	<b>108</b>	<b>124</b>	<b>85</b>

\* Each sample relates to a probable case

\*\* Last wild poliovirus had onset on Jul. 21, 1989

Status of Stool Samples Analyzed in CDC, Weeks 89/01 - 90/03

COUNTRY	ISOLATES		IN PROCESS	
	WILD **	VACCINE	< 4 wks	> 4 wks
Brazil	0	0	1	0
Colombia	3	6	0	0
Ecuador	0	0	1	0
El Salvador	0	2	0	0
Guatemala	0	8	0	0
Honduras	0	5	3	0
Mexico	8	10	8	0
Nicaragua	0	3	0	0
Peru	0	1	0	0
Venezuela	1	6	0	0
<b>TOTAL</b>	<b>12</b>	<b>41</b>	<b>13</b>	<b>0</b>

\*\* Last wild poliovirus had onset on Jul. 21, 1989

CONFIRMED CASES OF POLIOMYELITIS, BY WEEK OF ONSET  
(PROVISIONAL DATA)

SITE	TOTAL 1989	CUMULATIVE		WEEKS		
		1989	1990	1	2	3
* ARG	3	0	0	0	0	0
BOL	2	0	0	0	0	0
BRA	39	2	0	0	0	0
CAN	0	0	0	0	0	0
CAR	0	0	0	0	0	0
CHI	0	0	0	0	0	0
COL	16	2	0	0	0	0
COR	0	0	0	NR	NR	NR
CUB	0	0	0	0	0	NR
DOR	0	0	0	0	0	0
ECU	2	0	0	0	0	0
ELS	5	0	0	0	0	0
GUT	3	1	0	0	0	0
HAI	2	0	0	0	0	0
HON	2	1	0	0	0	NR
MEX	19	2	0	0	0	0
NIC	0	0	0	0	0	0
PAN	0	0	0	0	0	0
PAR	0	0	0	0	0	0
PER	16	1	0	0	0	0
* URU	1	0	0	0	0	NR
USA	0	0	0	0	0	0
VEN	20	0	0	0	0	0
TOTAL	130	9	0	0	0	0

\* VACCINE-RELATED  
CAR INCLUDES INFORMATION FROM ALL CAREC-MEMBER COUNTRIES  
NR NO REPORT RECEIVED

CASES OF ACUTE FLACCID PARALYSIS, UNDER INVESTIGATION,  
BY WEEK OF REPORT

SITE	TOTAL 1989	CUM 1990	WEEKS		
			1	2	3
ARG	26	1	0	0	1
BOL	2	0	0	0	0
BRA	165	0	0	0	0
CAN	0	0	0	0	0
# CAR	2	0	0	0	0
CHI	0	0	0	0	0
COL	19	1	0	1	0
COR	0	0	NR	NR	NR
CUB	0	0	0	0	NR
DOR	1	0	0	0	0
ECU	15	1	1	0	0
ELS	5	1	0	0	1
GUT	12	4	0	2	2
HAI	4	0	0	0	0
HON	14	2	0	2	NR
MEX	63	2	0	1	1
NIC	7	0	0	0	0
PAN	1	0	0	0	0
PAR	1	0	0	0	0
PER	8	0	0	0	0
URU	1	0	0	0	NR
USA	0	0	0	0	0
VEN	10	1	0	0	1
TOTAL	356	13	1	6	6

# ONE CASE FROM SURINAME AND ONE FROM TRINIDAD  
CAR INCLUDES INFORMATION FROM ALL CAREC-MEMBER COUNTRIES  
NR NO REPORT RECEIVED



**PAN AMERICAN HEALTH ORGANIZATION**  
**Pan American Sanitary Bureau, Regional Office of the**  
**WORLD HEALTH ORGANIZATION**

Vol. 5, No. 2

**EXPANDED PROGRAM ON IMMUNIZATION**  
**POLIO SURVEILLANCE IN THE AMERICAS**

*Weekly Bulletin for the*  
*week ending 13 January 1990*

Status of Analysis of Stool Samples, by Laboratory and Country,

LABORATORY	COUNTRY	TOTAL *	POLIOVIRUS **			NEG.	OTHER ENTERO- VIRUS	RESULT UNKNOWN TO PAHO	WITHOUT RESULTS			
			Pending Charact	Vaccine	Wild				Total	Not in Lab	<10 wks	>10 wks
CAREC (Trin. & Tob.)	Belize	1	0	0	0	0	1	0	0	0	0	0
	Dom. Rep.	7	0	0	0	5	0	0	2	1	1	0
	Haiti	8	1	0	0	6	1	0	0	0	0	0
	Trin. & Tob.	1	0	0	0	1	0	0	0	0	0	0
FIOCRUZ (Brazil)	Bolivia	23	0	3	0	14	2	0	4	0	2	2
	Brazil	776	11	42	2	512	62	1	156	26	63	67
	Ecuador	22	0	2	0	17	1	0	2	0	0	2
	Peru	108	0	12	0	41	0	0	54	10	19	25
INCAP (Guatemala)	Costa Rica	3	0	0	0	2	1	0	0	0	0	0
	El Salvador	57	0	2	0	33	17	0	2	1	1	0
	Guatemala	96	1	7	0	54	31	0	3	0	2	1
	Honduras	65	4	4	0	28	8	0	17	16	1	0
	Nicaragua	10	0	3	0	1	0	0	6	1	5	0
	Panama	4	0	0	0	4	0	0	0	0	0	0
INS (Colombia)	Colombia	200	3	2	3	150	12	1	29	11	14	4
	Ecuador	15	0	0	0	0	0	1	14	3	11	0
	Venezuela	86	1	3	1	50	14	0	17	3	14	0
ISET (Mexico)	Mexico	162	5	10	8	86	12	1	39	23	4	12
MALBRAN (Argentina)	Argentina	56	0	3	0	30	7	0	16	10	0	6
	Paraguay	13	0	0	0	6	0	1	5	0	1	4
	Uruguay	7	0	0	0	3	2	1	1	1	0	0
<b>TOTAL</b>		<b>1,723</b>	<b>26</b>	<b>93</b>	<b>14</b>	<b>1,045</b>	<b>172</b>	<b>6</b>	<b>367</b>	<b>106</b>	<b>38</b>	<b>123</b>

\* Each sample relates to a probable case

\*\* Last wild poliovirus had onset on Jul. 21, 1989

Status of Stool Samples Analyzed in CDC, Weeks 89/01 - 90/02

COUNTRY	ISOLATES		IN PROCESS	
	WILD **	VACCINE	< 4 wks	> 4 wks
Brazil	0	0	1	0
Colombia	3	1	7	0
Ecuador	0	0	1	0
El Salvador	0	2	0	0
Guatemala	0	7	1	0
Honduras	0	5	3	0
Mexico	8	8	0	0
Nicaragua	0	3	0	0
Peru	0	0	1	0
Venezuela	1	3	3	0
<b>TOTAL</b>	<b>12</b>	<b>29</b>	<b>17</b>	<b>0</b>

\*\* Last wild poliovirus had onset on Jul. 21, 1989

CONFIRMED CASES OF POLIOMYELITIS, BY WEEK OF ONSET  
(PROVISIONAL DATA)

SITE	TOTAL 1989	CUMULATIVE		WEEKS	
		1989	1990	1	2
* ARG	3	0	0	0	0
BOL	2	0	0	0	0
BRA	38	2	0	0	0
CAN	0	0	0	0	0
CAR	0	0	0	0	0
CHI	0	0	0	0	0
COL	16	2	0	0	0
COR	0	0	0	NR	NR
CUB	0	0	0	0	NR
DOR	0	0	0	0	0
ECU	1	0	0	0	0
ELS	4	0	0	0	0
GUT	3	1	0	0	0
HAI	2	0	0	0	0
HON	2	1	0	0	0
MEX	19	1	0	0	0
NIC	0	0	0	NR	0
PAN	0	0	0	0	0
PAR	0	0	0	0	0
PER	16	1	0	0	0
* URU	1	0	0	0	0
USA	0	0	0	0	0
VEN	17	0	0	0	0
TOTAL	124	8	0	0	0

\* VACCINE-RELATED  
 CAR INCLUDES INFORMATION FROM ALL CAREC-MEMBER COUNTRIES  
 NR NO REPORT RECEIVED

CASES OF ACUTE FLACCID PARALYSIS, UNDER INVESTIGATION,  
BY WEEK OF REPORT

SITE	TOTAL 1989	CUM 1990	WEEK	
			1	2
ARG	18	0	0	0
BOL	2	0	0	0
BRA	201	0	0	0
CAN	0	0	0	0
# CAR	2	0	0	0
CHI	0	0	0	0
COL	21	0	0	0
COR	0	0	NR	NR
CUB	0	0	0	NR
DOR	1	0	0	0
ECU	15	1	1	0
ELS	9	0	0	0
GUT	14	2	0	2
HAI	4	0	0	0
HON	13	2	0	2
MEX	61	0	0	0
NIC	7	0	NR	0
PAN	1	0	0	0
PAR	1	0	0	0
PER	12	0	0	0
URU	1	0	0	0
USA	0	0	0	0
VEN	22	0	0	0
TOTAL	405	5	1	4

# ONE CASE FROM SURINAME AND ONE FROM TRINIDAD  
 CAR INCLUDES INFORMATION FROM ALL CAREC-MEMBER COUNTRIES  
 NR NO REPORT RECEIVED



**PAN AMERICAN HEALTH ORGANIZATION**  
**Pan American Sanitary Bureau, Regional Office of the**  
**WORLD HEALTH ORGANIZATION**

Vol. 5, No. 1

**EXPANDED PROGRAM ON IMMUNIZATION**  
**POLIO SURVEILLANCE IN THE AMERICAS**

*Weekly Bulletin for the*  
*week ending 6 January 1990*

**Status of Analysis of Stool Samples\*, by Laboratory and Country,**  
**Weeks 1 - 52, 1989**

LABORATORY	COUNTRY	TOTAL*	POLIOVIRUS			NEG.	OTHER EN-TERO-VIRUS	Result Unknown to PAHO	WITHOUT RESULTS			
			Pending charact.	Vaccine	Wild				Total	Not in Lab	In Lab.	
				< 10 wks.	> 10 wks.							
CAREC (Trin. & Tob.)	Belize	1	0	0	0	0	1	0	0	0	0	0
	Dom. Rep.	7	0	0	0	5	0	0	2	1	1	0
	Haiti	8	1	0	0	6	1	0	0	0	0	0
	Trin. & Tob.	1	0	0	0	1	0	0	0	0	0	0
FIOCRUZ (Brazil)	Bolivia	22	0	3	0	14	2	0	3	0	1	2
	Brazil	749	11	42	2	509	62	1	132	20	55	57
	Ecuador	22	0	2	0	17	1	0	2	0	0	2
	Peru	105	0	12	0	41	0	0	52	8	19	25
INCAP (Guatemala)	Costa Rica	3	0	0	0	2	1	0	0	0	0	0
	El Salvador	55	0	2	0	33	17	0	3	0	0	3
	Guatemala	96	1	7	0	53	29	1	5	0	4	1
	Honduras	63	4	4	0	28	8	0	19	14	1	4
	Nicaragua	5	0	3	0	1	0	0	1	1	0	0
Panama	4	0	0	0	4	0	0	0	0	0	0	
INS (Colombia)	Colombia	189	3	0	3	142	11	2	26	15	8	3
	Ecuador	16	0	0	0	1	0	0	5	0	5	0
	Venezuela	87	1	3	1	32	12	11	27	8	17	2
ISSET (Mexico)	Mexico	162	5	10	8	85	12	1	41	25	4	12
Malbran (Argentina)	Argentina	63	1	3	0	31	7	0	21	2	11	8
	Paraguay	13	0	0	0	6	0	2	5	0	1	4
	Uruguay	7	0	0	0	3	2	1	1	1	0	0
<b>TOTAL</b>		<b>1 678</b>	<b>27</b>	<b>91</b>	<b>14</b>	<b>1 014</b>	<b>166</b>	<b>20</b>	<b>354</b>	<b>98</b>	<b>133</b>	<b>123</b>

\* Each sample relates to a probable case

**Status of Stool Samples Analyzed in CDC, Weeks 1 -52, 1989**

COUNTRY	ISOLATES		IN PROCESS	
	WILD	VACCINE	< 4 wks.	> 4 wks.
Brazil	0	0	1	0
Colombia	3	0	0	0
El Salvador	0	2	0	0
Guatemala	0	7	1	0
Honduras	0	4	4	0
Mexico	8*	10	0	0
Nicaragua	0	3	0	0
Peru	0	0	1	0
Venezuela	1	3	0	0
<b>TOTAL</b>	<b>12</b>	<b>29</b>	<b>7</b>	<b>0</b>

\* Last wild poliovirus had onset on 21 July, 1989.

CONFIRMED CASES OF POLIOMYELITIS, BY WEEK OF ONSET  
(PROVISIONAL DATA)

SITE	TOTAL 1989	CUMULATIVE		WEEK
		1989	1990	1
* ARG	3	0	0	0
BOL	2	0	0	0
BRA	38	2	0	0
CAN	0	0	0	0
CAR	0	0	0	0
CHI	0	0	0	0
COL	17	1	0	0
COR	0	0	0	NR
CUB	0	0	0	NR
DOR	0	0	0	0
ECU	1	0	0	0
ELS	3	0	0	0
GUT	3	0	0	0
HAI	2	0	0	0
HON	2	0	0	0
MEX	19	1	0	0
NIC	0	0	0	NR
PAN	0	0	0	0
PAR	0	0	0	0
PER	13	0	0	0
* URU	1	0	0	NR
USA	0	0	0	0
VEN	17	0	0	0
TOTAL	126	4	0	0

\* VACCINE RELATED  
 CAR INCLUDES INFORMATION FROM ALL CAREC-MEMBER COUNTRIES  
 NR NO REPORT RECEIVED

CASES OF ACUTE FLACCID PARALYSIS, UNDER INVESTIGATION,  
BY WEEK OF REPORT

SITE	TOTAL 1989	CUM	WEEK
		1990	1
ARG	22	0	0
BOL	2	0	0
BRA	173	0	0
CAN	0	0	0
# CAR	2	0	0
CHI	0	0	0
COL	36	0	0
COR	0	0	NR
CUB	0	0	NR
DOR	1	0	0
ECU	18	1	1
ELS	14	0	0
GUT	16	0	0
HAI	4	0	0
HON	10	0	0
MEX	70	0	0
NIC	7	0	NR
PAN	1	0	0
PAR	2	0	0
PER	12	0	0
URU	1	0	NR
USA	0	0	0
VEN	27	0	0
TOTAL	418	1	1

# ONE CASE FROM SURINAME AND ONE CASE FROM TRINIDAD  
 CAR INCLUDES INFORMATION FROM ALL CAREC-MEMBER COUNTRIES  
 NR NO REPORT RECEIVED