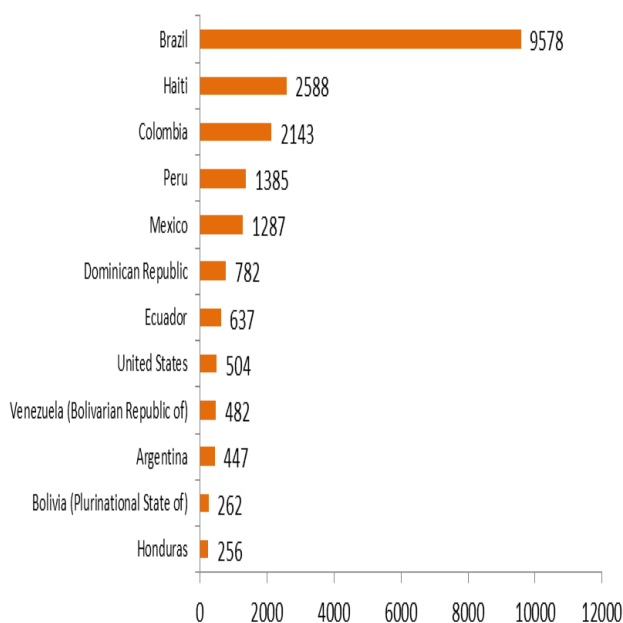


# TB/HIV Coinfection in the Americas

## Countries with highest estimated numbers of HIV positive incident TB cases, 2014

#	Country	Incident cases TB/HIV	%	Cumulative %
1	Brazil	13,000	36%	36%
2	Haiti	4,400	12%	48%
3	Mexico	2,300	6.4%	55%
4	Peru	2,300	6.4%	61%
5	Dominican Republic	1,600	4.4%	65%
6	Colombia	1,500	4.2%	70%
7	Ecuador	1,200	3.3%	73%
8	Venezuela (Bolivarian Republic of)	1,100	3.1%	76%
9	Guatemala	910	2.5%	79%
10	United States	710	2.0%	81%
11	Honduras	450	1.2%	82%
12	Bolivia (Plurinational State of)	390	1.1%	83%
	Others	6,176	17.1%	100%
	Total	36,036	100%	

## Countries with highest case notification numbers of HIV positive TB cases, 2014



## For 2014:

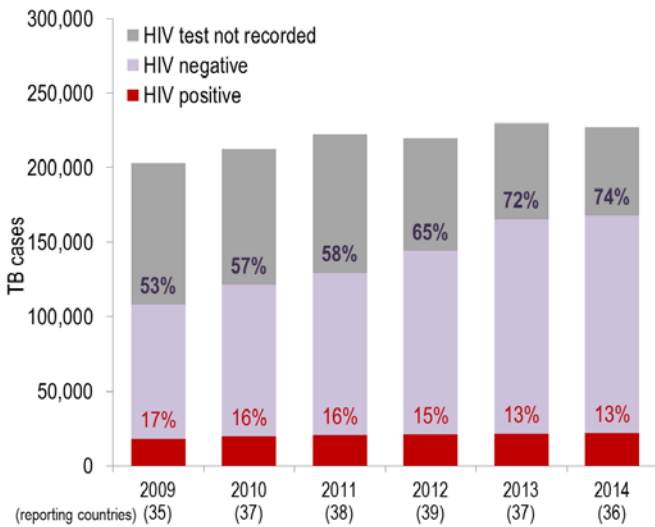
### In the world:

- 9.6 million persons developed TB disease
- 1.2 million people with HIV developed TB (12%)
- 0.4 million people with HIV died with TB.

### In the Americas:

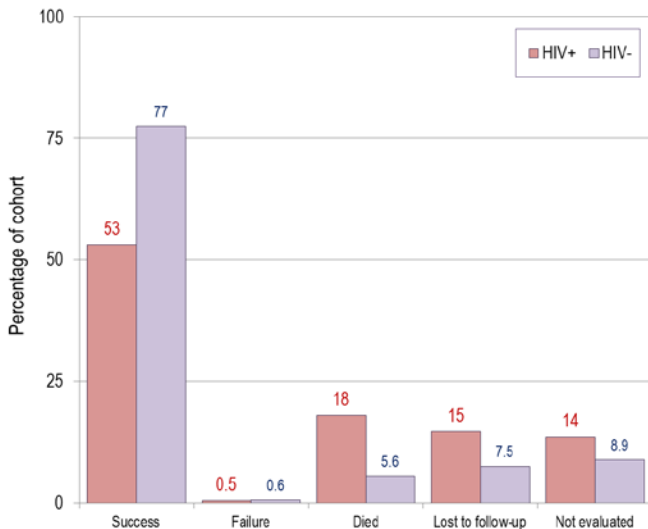
- 36,000 incident TB cases were co-infected with HIV, with a rate of 2.7 per 100 000 population.
- 21,978 cases were reported with TB/HIV, nearly half of them in Brazil and Haiti.
- 74% of all TB cases notified had their HIV status recorded, and the proportion of HIV positive patients was 13%.
- The proportion of TB patients who underwent HIV testing increased from 53% in 2009 to 74% in 2014, however a gap remains to reach the goal of 100%.
- 5 countries tested more than 90% of TB cases for HIV.
- 14 countries out of thirty nine reported data on treatment of latent TB infection in people with HIV, reaching 28,556, showing a slight increase in comparison with the previous year.

### HIV testing among TB cases, 2009-2014



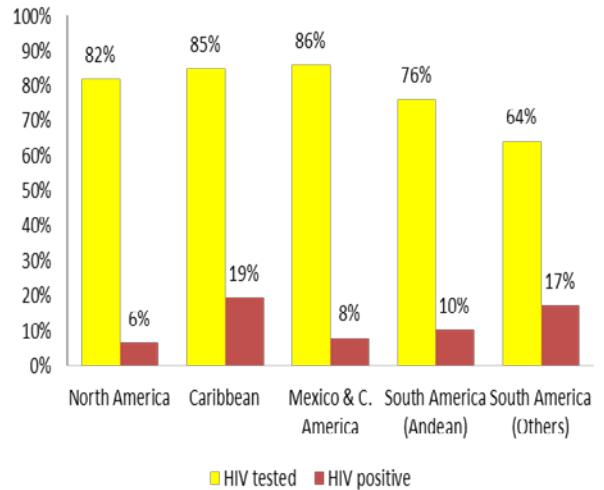
- Compared to 2013 there was a significant increase in the number of people with HIV who were screened for TB, from 9,280 to 56,856 in 2014. Only 11 countries reported this data.
- 52% of TB/HIV cases were started or continued on Co- trimoxazole preventive therapy.

### Treatment outcomes by HIV status, 2013



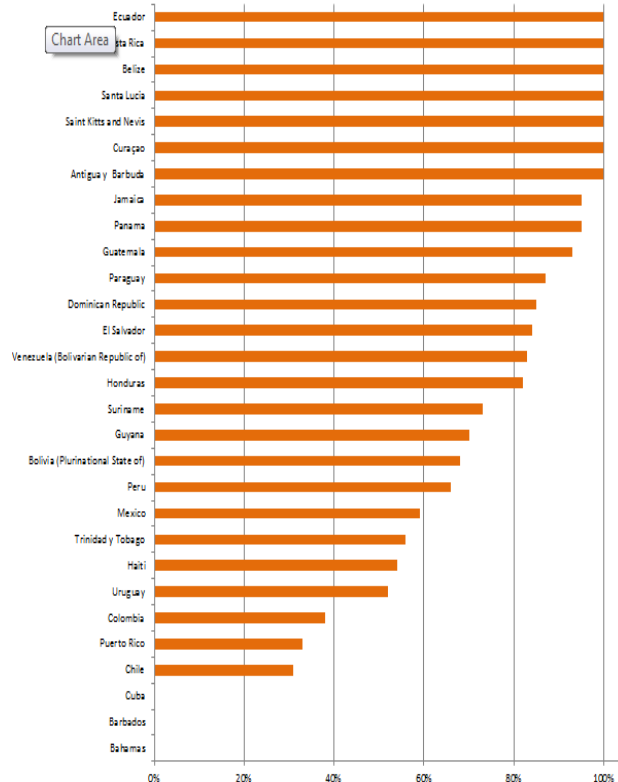
- 31 countries reported data on treatment results by HIV status in 2013. Treatment success was 53% compared to 77% in HIV negative patients. Percentage of died, lost to follow up and not evaluated were high in HIV positive TB patients.

### HIV testing coverage among TB cases and HIV positive results by subregions, 2014



- 64% of TB patients living with HIV were started or continued on Antiretroviral therapy (ART). 29 countries provided this data.

### Percentage of HIV positive TB cases started on ART\*, 2014 (Countries with data\*)



\*Brazil than in previous years had reported the highest number of TB / HIV cases on ART, did not provide this information in 2014