


ARGENTINA



Population: 40 412 376
 Income group: Middle
 Gross national income per capita: US\$ 8 620

INSTITUTIONAL FRAMEWORK	
Lead agency	National Road Safety Agency (ANSV)
Funded in national budget	Yes
National road safety strategy	Yes
Funding to implement strategy	Yes, fully funded
Fatality reduction targets set	Yes (2008–2012)
Fatality reduction target	50%

SAFER ROADS AND MOBILITY	
Formal audits required for new road construction	Yes
Regular inspections of existing road infrastructure	Yes
Policies to promote walking or cycling	Subnational
Policies to encourage investment in public transport	Yes
Policies to separate road users to protect VRUs	Subnational

SAFER VEHICLES	
Total registered vehicles (2010)	14 163 125
Cars and 4-wheeled light vehicles	—
Motorized 2- and 3-wheelers	—
Heavy trucks	—
Buses	—
Other	—
Vehicle standards applied	
UN World forum on harmonization of vehicles standards	Yes
New car assessment programme	No
Vehicle regulations	
Front and rear seat-belts required in all new cars	Yes
Front and rear seat-belts required all imported cars	No

DATA	
Reported road traffic fatalities (2010)	5 094 ^a , 80%M, 20%F
Estimated GDP lost due to road traffic crashes	—

^a Police records. Defined as died within 30 days of crash.

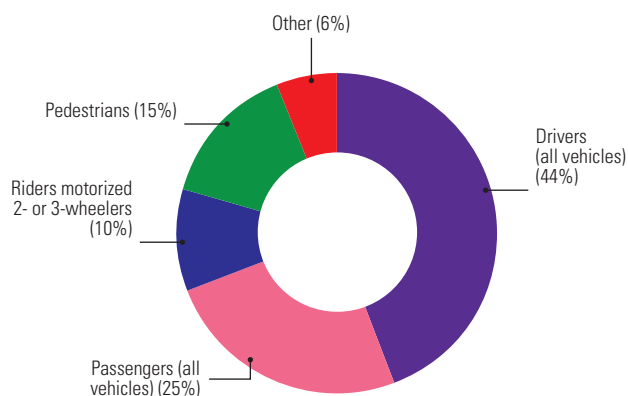
SAFER ROAD USERS	
Penalty/demerit point system in place	Yes
National speed limits	Yes
Local authorities can set lower limits	No
Maximum limit urban roads	40–60 km/h
Enforcement	0 1 2 3 4 5 6 7 8 9 10
National drink-driving law	Yes
BAC limit – general population	0.05 g/dl
BAC limit – young or novice drivers	0.05 g/dl
BAC limit – professional/commercial drivers	0 g/dl
Random breath testing and/or police checkpoints	Yes
Enforcement	0 1 2 3 4 5 6 7 8 9 10
% road traffic deaths involving alcohol	33% ^b
National motorcycle helmet law	Yes
Applies to drivers and passengers	Yes
Helmet standard mandated	Yes
Enforcement	0 1 2 3 4 5 6 7 8 9 10
Helmet wearing rate	46% Drivers ^c 24% Passengers ^c
National seat-belt law	Yes
Applies to front and rear seat occupants	Yes
Enforcement	0 1 2 3 4 5 6 7 8 9 10
Seat-belt wearing rate	29% Front seats ^c 11% Rear seats ^c
National child restraint law	Yes
Enforcement	0 1 2 3 4 5 6 7 8 9 10
National law on mobile phones while driving	Yes
Law prohibits hand-held mobile phone use	Yes
Law also applies to hands-free mobile phones	Yes

^b 2009, National Road Safety Agency.

^c 2011, National Survey Study of helmet, seat-belt use and distracting factors.

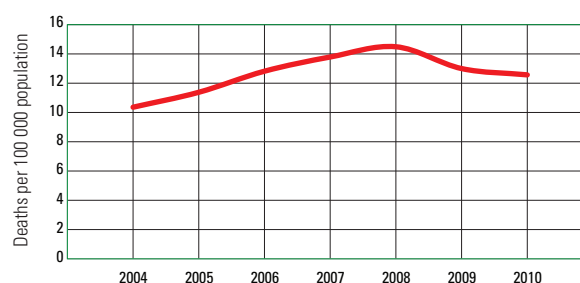
POST-CRASH CARE	
Vital registration system	Yes
Emergency Room based injury surveillance system	Yes
Emergency access telephone number(s)	107
Seriously injured transported by ambulance	≥75%
Permanently disabled due to road traffic crash	—
Emergency medicine training for doctors	Yes
Emergency medicine training for nurses	Yes

DEATHS BY ROAD USER CATEGORY



Source: 2010, National Directorate of Road Traffic Observatory, ANSV.

TRENDS IN ROAD TRAFFIC DEATHS



Source: 2004/2008, RENAT (National Registry of Traffic Record) 2008/2010, National Directorate of Road Traffic Observatory, ANSV.

Further data on each country can be found in the statistical annex.