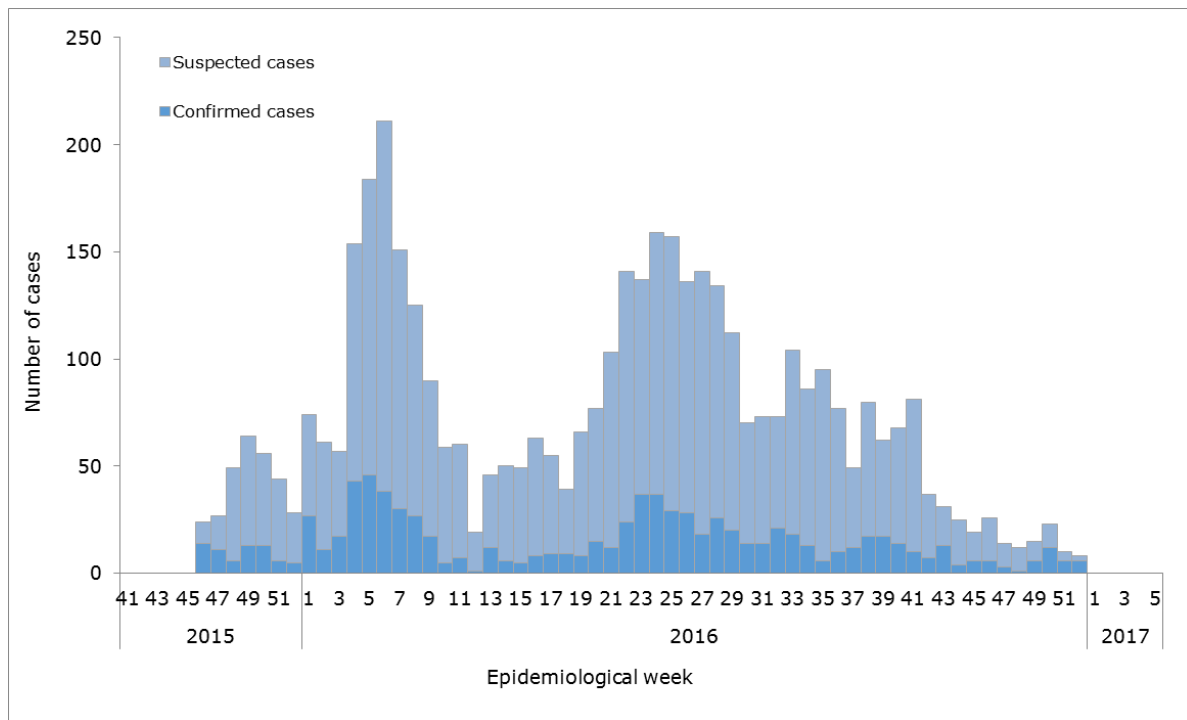


# Zika-Epidemiological Report Guatemala

3 March 2017

**Figure 1.** Suspected and confirmed Zika cases. Guatemala. EW 41 of 2015 to EW 5 of 2017.



Source: Data reported by the Guatemala Ministry of Public Health and Social Assistance<sup>1</sup>

## FIRST AUTOCHTHONOUS VECTOR-BORNE CASES

In epidemiological week (EW) 47 of 2015, Guatemala health authorities reported the detection of the first laboratory-confirmed case of Zika virus in the Zacapa Department.

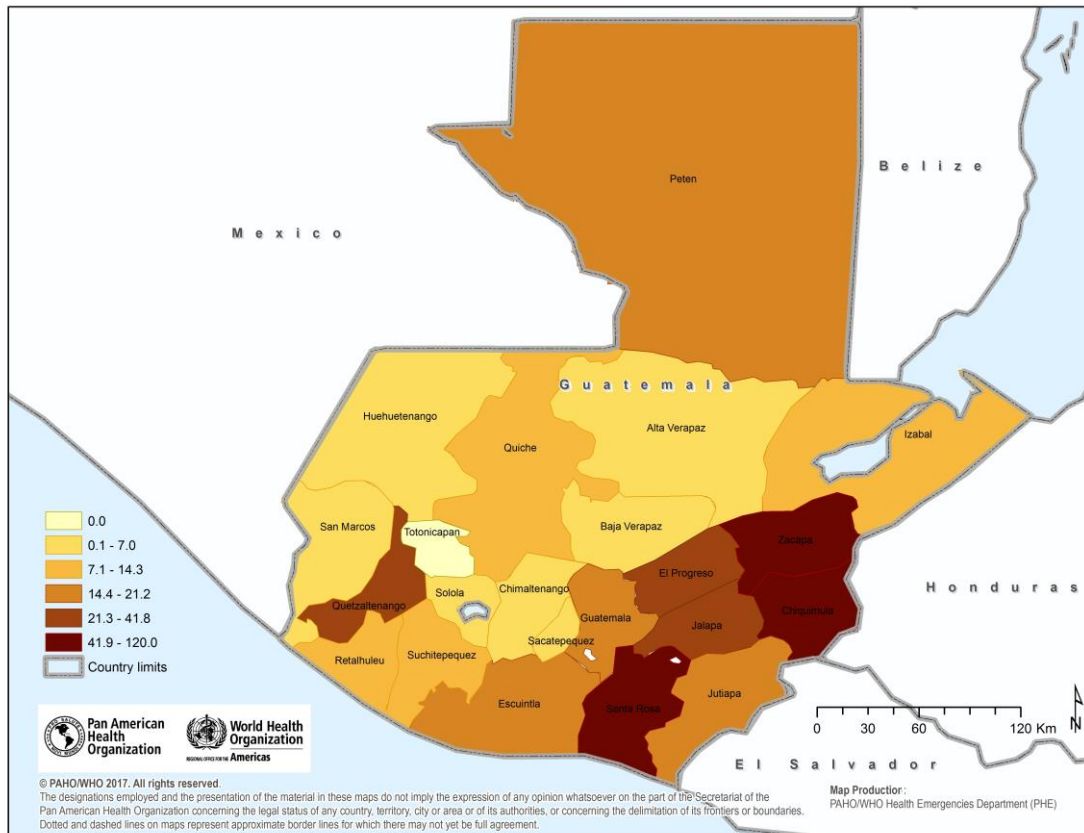
## GEOGRAPHIC DISTRIBUTION

As of EW 52 of 2016, Guatemala has reported suspected cases of Zika in 21 out of 22 departments.<sup>2</sup> Totonicapán Department has not reported any Zika cases. The highest cumulative incidence rates have been recorded in the departments of Santa Rosa (120 cases per 100,000 population), Zacapa (116 cases per 100,000) and Chiquimula (96 cases per 100,000) (**Figure 2**).<sup>2</sup>

<sup>1</sup> Reported to PAHO/WHO by the Guatemala Ministry of Public Health and Social Assistance on 21 February 2017.

<sup>2</sup> Guatemala Ministry of Public Health and Social Assistance. Epidemiological Bulletin. EW 52. Available at: [http://epidemiologia.mspas.gob.gt/files/Publicaciones%202016/SEMEPI/SEMEPI\\_52\\_2016.pdf](http://epidemiologia.mspas.gob.gt/files/Publicaciones%202016/SEMEPI/SEMEPI_52_2016.pdf)

**Figure 2.** Suspected and confirmed Zika cases per 100,000 population. Guatemala. EW 1 to EW 52 of 2016.

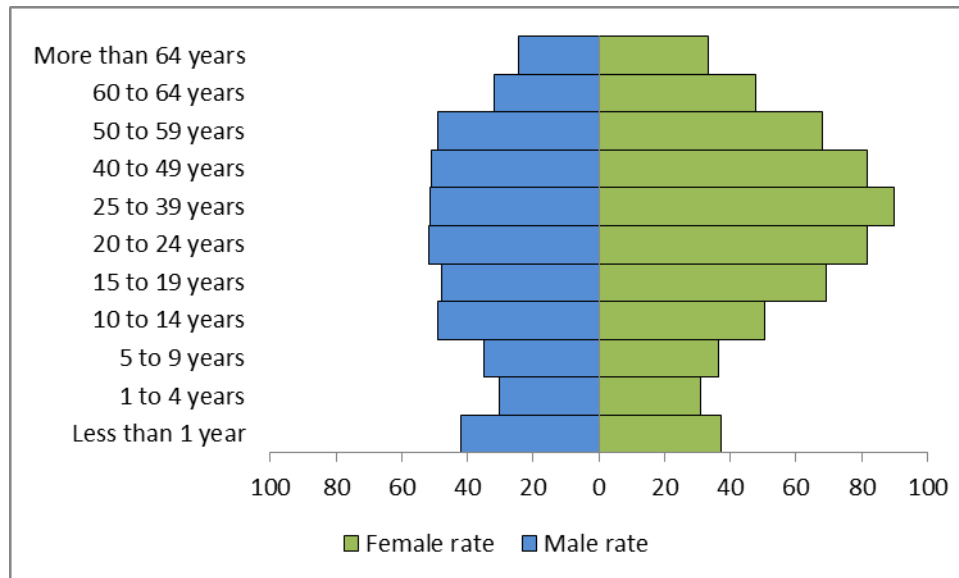


Source: Data shared by the Guatemala Ministry of Public Health and Social Assistance and reproduced by PAHO/WHO

## TREND

During 2015 and up to EW 7 of 2016, an increase trend has been observed in Guatemala. Since then a decrease of cases was observed. For available data, in the last 8 weeks (EW 45 to EW 52 of 2016) an average of 16 Zika cases per week was reported (**Figure 1**). Higher Zika incidence rates were observed in women aged 20 to 49 years of age (**Figure 3**).<sup>2</sup>

**Figure 3.** Rate of incidence of Zika cases per 100,000 population by age and sex. Guatemala. EW 1 to EW 52 of 2016.

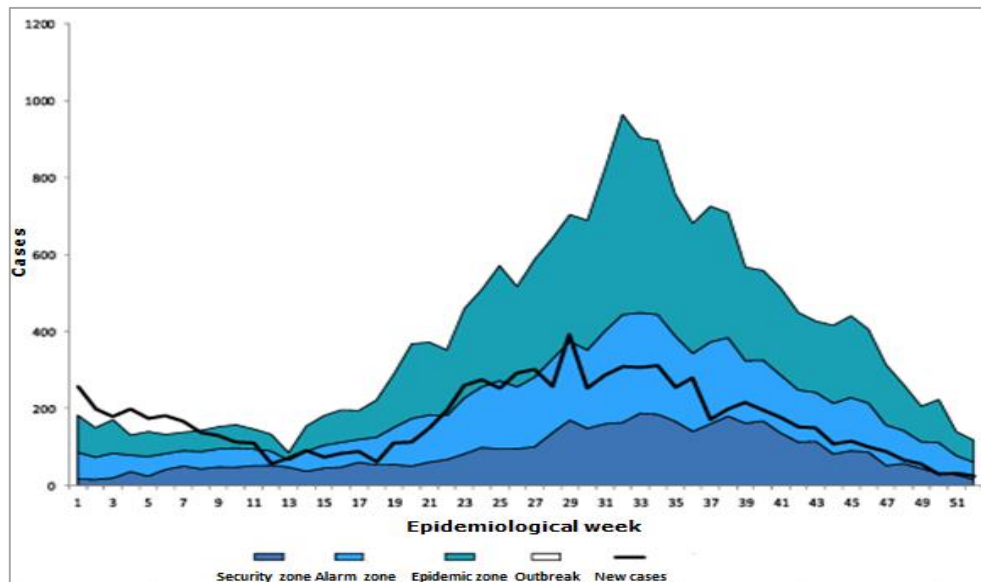


Source: Data reported by the Guatemala Ministry of Public Health and Social Assistance and reproduced by PAHO/WHO<sup>2</sup>

### CIRCULATION OF OTHER ARBOVIRUSES

Between EW 1 and EW 52 of 2016, a total of 8,844 dengue cases (53 cases per 100,000) have been reported in Guatemala. Over the same period, in 2015, 18,284 cases were detected (113 cases per 100,000) (Figure 4).<sup>2</sup>

**Figure 4.** Dengue, endemic corridor by EW. Historical data from 2008 to 2015 (excluding 2014). Guatemala. EW 1 of 2016 to EW 52 of 2016.



Source: Data reported by the Guatemala Ministry of Public Health and Social Assistance and reproduced by PAHO/WHO<sup>2</sup>

Suggested citation: Pan American Health Organization / World Health Organization. Zika - Epidemiological Report Guatemala. March 2017. Washington, D.C.: PAHO/WHO; 2017

In regard to chikungunya, from EW 1 to EW 52 of 2016, a total of 51,125 cases (31 cases per 100,000) have been reported nationwide which represent a 84% decrease compared with those reported during the same period in 2015 (30,922 cases reported, 191 cases per 100,000) when a large outbreak was reported.<sup>2</sup>

## ZIKA VIRUS DISEASE IN PREGNANT WOMEN

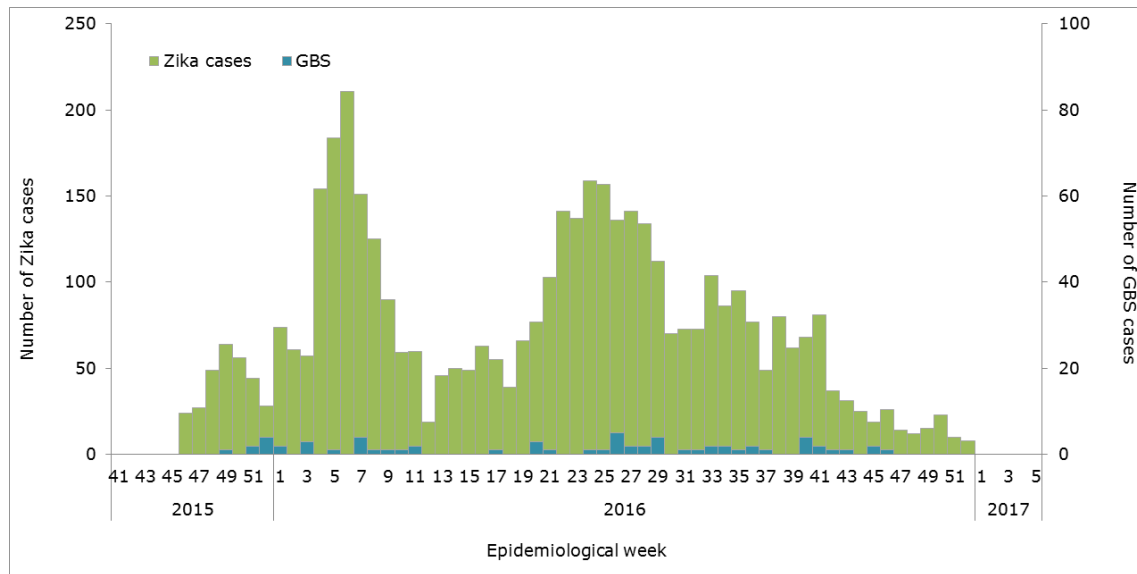
As of EW 52 of 2016, the Guatemala Ministry of Public Health and Social Assistance has reported 1,024 pregnant women with suspected Zika virus disease, including 319 confirmed cases.<sup>1</sup>

## ZIKA COMPLICATIONS

### ZIKA-VIRUS-ASSOCIATED GUILLAIN-BARRÉ SYNDROME (GBS)

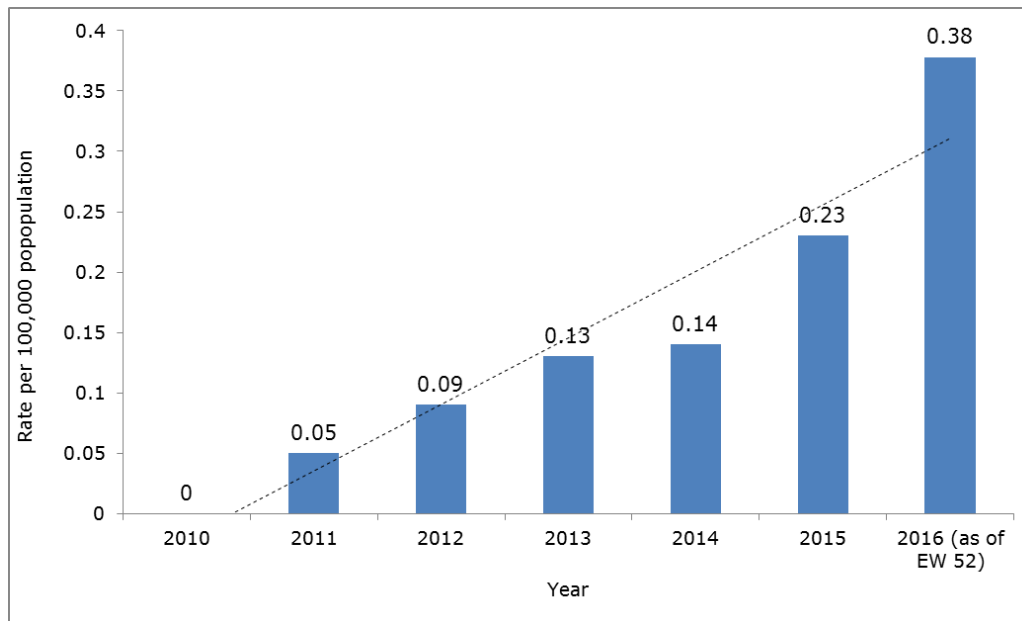
As of EW 52 of 2016, 63 cases of Guillain-Barré syndrome (GBS) have been reported, including 7 cases confirmed for Zika virus (**Figure 5**).<sup>1</sup> The incidence rate of GBS in 2016 (as of EW 40) is higher than the rates of GBS reported between 2011 and 2015 (**Figure 6**).

**Figure 5.** Zika cases and GBS cases by EW. Guatemala. EW 41 of 2015 to EW 5 of 2017.



Source: Data reported by the Guatemala Ministry of Public Health and Social Assistance

**Figure 6.** Rate of GBS per 100,000 population. Guatemala. 2011-2016 (as of EW 52).



Source: Data reported by the Guatemala Ministry of Public Health and Social Assistance

### **CONGENITAL SYNDROME ASSOCIATED WITH ZIKA VIRUS INFECTION**

As of EW 52 of 2016, 37 confirmed cases of congenital syndrome associated with Zika virus infection have been reported by the Guatemala health authorities.<sup>1</sup>

### **DEATHS AMONG ZIKA CASES**

As of EW 5 of 2017, no deaths among Zika cases have been reported by the Guatemala health authorities.

### **NATIONAL ZIKA SURVEILLANCE GUIDELINES**

The Ministry of Public Health and Social Assistance published a protocol for the epidemiological surveillance, prevention, control and care of Zika virus disease. The protocol is available at:

<http://epidemiologia.mspas.gob.gt/files/Protocolo%20Zica.pdf>

### **LABORATORY CAPACITY**

The diagnosis of Zika virus is performed by molecular detection (real time RT-PCR) by the *Grupo Virología, Laboratorio Nacional de Salud* at the Ministry of Health of Guatemala. Currently, the laboratory is also implementing the serology diagnosis based on ELISA IgM detection as well as the PCR multiplex system from the United States Centers for Disease Control and Prevention (Trioplex).

### **INFORMATION-SHARING**

The Guatemala Ministry of Public Health and Social Assistance publishes a weekly epidemiological bulletin, and the Guatemala IHR NFP shares data with PAHO/WHO. At the time of this report, the latest information shared with PAHO/WHO was from EW 52 of 2016, and the latest available information published online by the Guatemala Ministry of Public Health and Social Assistance was also from EW 52 of 2016.

Suggested citation: Pan American Health Organization / World Health Organization. Zika - Epidemiological Report Guatemala. March 2017. Washington, D.C.: PAHO/WHO; 2017